DMX REFERENCE

ARRI SkyPanel-X

ARRI



Manufacturer	ARRI
GDTF file	ARRI_ARRI_SkyPanel-X_96540.gdtf
GDTF revision	SkypanelX · 2025-05-12
Generated	2026-11-23

Contents

1 About this manual 2
2 Quick reference 3
3 Safety instructions 4
4 Product description 4
5 Installation 5
6 Connections 5
7 Operation 6
8 Functions at a glance 6
9 DMX channels 8
Mode 1 - Legacy CCT+RGBW 8Bit 9
Mode 2 - Legacy CCT+RGBW 16Bit 14
Mode 3 - Ultimate 16
Mode 4 - Ultimate Extended 35
Mode 5 - Ultimate BI 40
Mode 6 - 8 Zone RGB 47
Mode 7 - 16 Zone RGB 52
Mode 8 - 24 Zone RGB 56
Mode 9 - 8 Zone CCT+RGB 58
Mode 10 - 8 Zone CCT+RGBACL 63
Mode 11 - CCT+RGBW 8Bit 73
Mode 12 - CCT+RGBW 16Bit 76
Mode 13 - CCT+RGBW+FX+Gel 8Bit 77
Mode 14 - CCT+RGBW+FX+Gel 16Bit 79
Mode 15 - CCT+HSI 8Bit 80
Mode 16 - CCT+HSI 16Bit 81
Mode 17 - CCT+XY 8Bit 82
Mode 18 - CCT+XY 16Bit 83
Mode 19 - CCT+XY+FX+Gel 8Bit 84
Mode 20 - CCT+XY+FX+Gel 16Bit 85
Mode 21 - 8 Zone CCT+RGBW 8Bit 86
Mode 21 - 24 Zone CCT+RGBW 8Bit 88
Mode 22 - 8 Zone CCT+RGBW 16Bit 90
Mode 22 - 24 Zone CCT+RGBW 16Bit 96
Mode 23 - 8 Zone CCT+XY 8Bit 115
Mode 23 - 24 Zone CCT+XY 8Bit 117
Mode 24 - 8 Zone CCT+XY 16Bit 119
Mode 24 - 24 Zone CCT+XY 16Bit 122
10 Technical specifications 133
11 Maintenance and cleaning 133
12 Troubleshooting 133
13 Disposal 134

1 About this manual

This document describes the ARRI SkyPanel-X by ARRI. It was compiled from the GDTF file ARRI_ARRI_SkyPanel-X_96540.gdtf from the GDTF-Share library.

File revision: “SkypanelX”.

The DMX modes, the channel functions and the technical data are given as the GDTF file states them. Installation, operation from the device's control panel, service and safety instructions are described in the manufacturer's original user manual, which takes precedence over this document.

This document was not issued or endorsed by ARRI; product names and trademarks belong to their owners.

Safety notices are marked with signal words according to the severity of the hazard: DANGER – an imminent hazard that will result in death or serious injury; WARNING – a potential hazard that could result in death or serious injury; CAUTION – a potential hazard that could result in minor injury or property damage; NOTE – additional information for correct and safe use.

> **NOTE** This product is designed for stage and effect lighting. It is not suitable for household room illumination.

2 Quick reference

Parameter	Value
Weight	18 kg

DMX modes

Mode	Channels	Units in one universe	First start addresses
Mode 1 - Legacy CCT+RGBW 8Bit	12	42	1, 13, 25, 37, ...
Mode 2 - Legacy CCT+RGBW 16Bit	20	25	1, 21, 41, 61, ...
Mode 3 - Ultimate	20	25	1, 21, 41, 61, ...
Mode 4 - Ultimate Extended	27	18	1, 28, 55, 82, ...
Mode 5 - Ultimate BI	42	12	1, 43, 85, 127, ...
Mode 6 - 8 Zone RGB	37	13	1, 38, 75, 112, ...
Mode 7 - 16 Zone RGB	61	8	1, 62, 123, 184, ...
Mode 8 - 24 Zone RGB	85	6	1, 86, 171, 256, ...
Mode 9 - 8 Zone CCT+RGB	108	4	1, 109, 217, 325
Mode 10 - 8 Zone CCT+RGBACL	156	3	1, 157, 313
Mode 11 - CCT+RGBW 8Bit	12	42	1, 13, 25, 37, ...
Mode 12 - CCT+RGBW 16Bit	20	25	1, 21, 41, 61, ...
Mode 13 - CCT+RGBW+FX+Gel 8Bit	15	34	1, 16, 31, 46, ...
Mode 14 - CCT+RGBW+FX+Gel 16Bit	23	22	1, 24, 47, 70, ...
Mode 15 - CCT+HSI 8Bit	10	51	1, 11, 21, 31, ...
Mode 16 - CCT+HSI 16Bit	16	32	1, 17, 33, 49, ...
Mode 17 - CCT+XY 8Bit	10	51	1, 11, 21, 31, ...
Mode 18 - CCT+XY 16Bit	16	32	1, 17, 33, 49, ...
Mode 19 - CCT+XY+FX+Gel 8Bit	13	39	1, 14, 27, 40, ...
Mode 20 - CCT+XY+FX+Gel 16Bit	19	26	1, 20, 39, 58, ...
Mode 21 - 8 Zone CCT+RGBW 8Bit	68	7	1, 69, 137, 205, ...
Mode 21 - 24 Zone CCT+RGBW 8Bit	196	2	1, 197
Mode 22 - 8 Zone CCT+RGBW 16Bit	132	3	1, 133, 265
Mode 22 - 24 Zone CCT+RGBW 16Bit	388	1	1
Mode 23 - 8 Zone CCT+XY 8Bit	52	9	1, 53, 105, 157, ...
Mode 23 - 24 Zone CCT+XY 8Bit	148	3	1, 149, 297
Mode 24 - 8 Zone CCT+XY 16Bit	100	5	1, 101, 201, 301, ...
Mode 24 - 24 Zone CCT+XY 16Bit	292	1	1



Read the manual before use



Do not stare into the light



Indoor use only

3 Safety instructions



Read the manual before use



Do not stare into the light



Indoor use only

⚠ WARNING

- This device is intended for professional use. Installation, connection, setup and maintenance must be carried out only by suitably qualified persons who have read this manual.
- Use the device only for its intended purpose and as described in this manual.
- Do not open the housing and do not modify or tamper with the device. Refer all repairs to an authorized service center.
- Do not use the device if its housing, power or data cable, or a connector is damaged, if the device has been dropped, or if liquid or a foreign object has entered it. In such a case, have it checked by a service center.
- Disconnect the device from the power supply before cleaning, maintenance or any work on the connections.
- After moving the device from a cold to a warm environment, let it reach room temperature before switching it on to prevent condensation inside.
- The device is not a toy; keep it out of the reach of children.

⚠ WARNING

- This device is designed for indoor use only. Protect it from rain, splashing water, moisture and dust, and do not place containers with liquids on it.
- Do not operate the device in high humidity, near water, or where condensation can form on it.

⚠ CAUTION

- This device emits intense light. Do not look directly into the light source or the beam at close range; doing so may damage your eyes.
- Do not aim the beam at the eyes of people or animals at close range, and do not view the light source through optical instruments (binoculars, camera lenses).
- Do not aim the beam at flammable or heat-sensitive materials at close range.

⚠ CAUTION

- Strobe and fast flashing light effects can trigger epileptic seizures in susceptible people (photosensitive epilepsy) and can cause nausea or disorientation.
- Inform the audience and performers in advance that strobe effects will be used, for example with a notice at the entrance, and do not use them longer than necessary.

4 Product description

Description in the GDTF file

“Modular and Configurable RGBACL Panel Fixture”

5 Installation

⚠ WARNING

- Rigging must be carried out only by qualified persons in accordance with applicable regulations, in particular those for work at height.
- The supporting structure and fixings must safely carry the weight of all suspended devices; verify their load capacity in advance.
- Weight of the device: 18 kg.
- Use suitable mounting hardware (for example truss clamps) and tighten all screw connections properly.
- Always secure the suspended device against falling with a safety cable of adequate load capacity, routed through a fixed point of the device and around the supporting structure.
- During installation and removal, keep people out of the area below the work position.
- Regularly inspect the fixings and the safety cable for damage, corrosion and loosening.

6 Connections

- Use shielded cable designed for DMX512 with an impedance of 110 Ω. Ordinary microphone cable is not suitable for DMX, especially over longer distances.
- Connect the devices in a daisy chain: connect the DMX OUT of one device to the DMX IN of the next. Do not split the line with Y-cables or wire it in a star; the line may be split only with a DMX splitter.
- Connect the shield to pin 1 only. Do not connect the shield (ground) to the metal shell of the connector; this can cause short circuits or erratic behavior.
- XLR pin assignment: pin 1 – shield (ground), pin 2 – Data- (Data Complement), pin 3 – Data+ (Data True). On 5-pin connectors, pins 4 and 5 are not connected; a 5-pin connector can be connected to a 3-pin one with a cable adapter.
- Terminate the end of the line (for impedance matching): plug an XLR connector with a 120 Ω, ¼ W resistor between pins 2 and 3 into the DMX OUT of the last device. This reduces the risk of erratic behavior.
- Connect no more than 32 devices to one DMX line. For more devices or longer runs, use a DMX splitter or booster.

DMX line

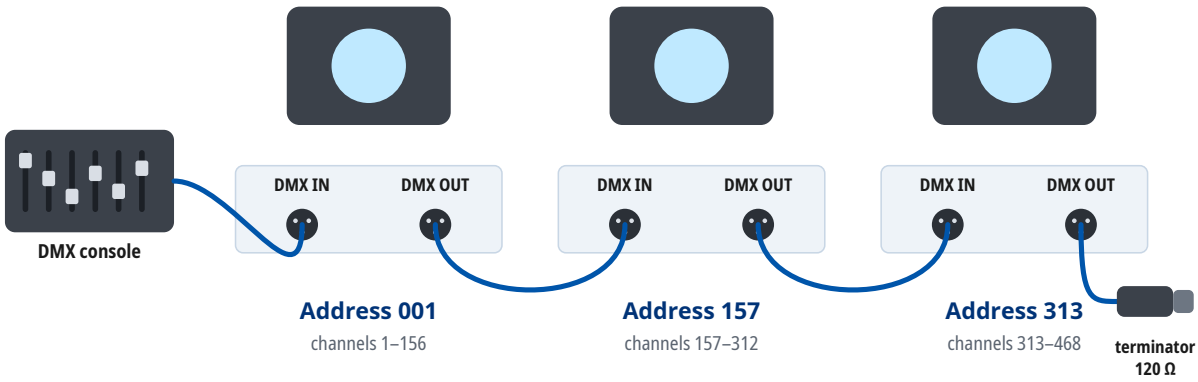

Mode 10 - 8 Zone CCT+RGBACL: every unit occupies 156 channels from its address. At most 32 units on one line; for more units or longer runs use a DMX splitter. A 120 Ω terminator closes the last DMX OUT.

7 Operation

Setting the DMX address

- The device occupies as many consecutive channels in the DMX universe as the selected DMX mode uses, starting at the set start address.
- Number of channels occupied in the DMX mode “Mode 22 - 24 Zone CCT+RGBW 16Bit”: 388.
- Choose start addresses so that the channels of individual devices do not overlap and the last occupied channel does not exceed 512. Devices with the same start address and mode respond identically.
- The DMX mode set on the device must match the fixture profile (personality) used in the controller.
- The device supports RDM (Remote Device Management), two-way communication with the controller over the DMX line.

8 Functions at a glance

Functions in each DMX mode

	Mode 1 - Legacy CCT+RGBW 8Bit 12 channels	Mode 2 - Legacy CCT+RGBW 16Bit 20 channels	Mode 3 - Ultimate 20 channels	Mode 4 - Ultimate Extended 27 channels	Mode 5 - Ultimate BI 42 channels	Mode 6 - 8 Zone RGB 37 channels	Mode 7 - 16 Zone RGB 61 channels	Mode 8 - 24 Zone RGB 85 channels
Dimmer	1	1	1	1	5 channels (1–32)	1	1	1
Dimmer resolution	8 bit	16 bit	8 bit	16 bit	16 bit	8 bit	8 bit	8 bit
Shutter / strobe	11	19	16, 17	23, 24	38, 39	33, 34	57, 58	81, 82
Color mixing	5–8	4× (9–15)	6–10	5× (7–15)	8 channels (7–30)	198 channels (5–375)	198 channels (5–375)	198 channels (5–375)
Color temperature	2	3	2	3	3	2	2	2
Effects / macros	10	18	12, 18	19, 25	34, 40	29, 35	53, 59	77, 83

Cells (pixels)



Cells where the GDTF file places them (seen from above), 25 in all; numbered in the order of their first DMX channel in the mode “Mode 5 - Ultimate BI”.

9 DMX channels

Units in one DMX universe

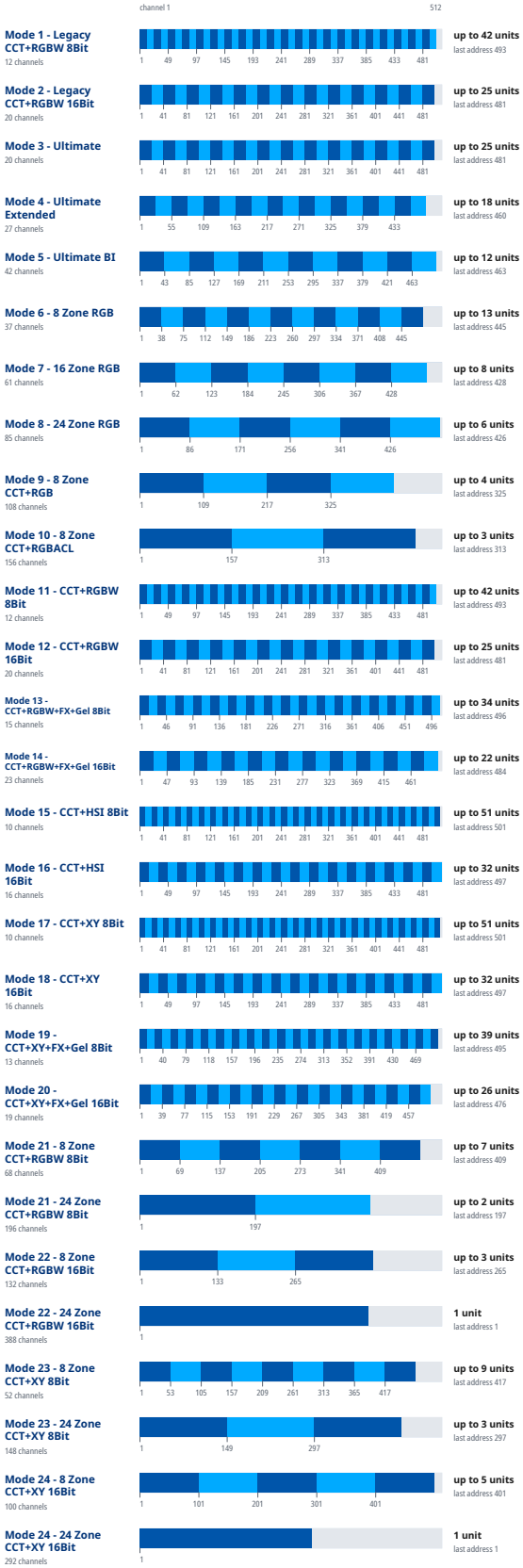

Start addresses of 20 units in the mode “Mode 22 - 24 Zone CCT+RGBW 16Bit”

Unit	Start address	Unit	Start address	Unit	Start address	Unit	Start address
1	1	6	U6 · 1	11	U11 · 1	16	U16 · 1
2	U2 · 1	7	U7 · 1	12	U12 · 1	17	U17 · 1
3	U3 · 1	8	U8 · 1	13	U13 · 1	18	U18 · 1
4	U4 · 1	9	U9 · 1	14	U14 · 1	19	U19 · 1
5	U5 · 1	10	U10 · 1	15	U15 · 1	20	U20 · 1

Where a DMX universe is full, the next units continue in the next universe: “U2 · 1” is address 1 in the second universe, counted from the universe of the first unit.

Mode 1 - Legacy CCT+RGBW 8Bit

If the device receives DMX in this mode but gives no light, check these channels: CH 1 Dimmer above 0; CH 11 Shutter at 0 “open”. The GDTF file gives these values for a console's Highlight function: CH 1 Dimmer 255, CH 2 Color Temperature 255, CH 5 Red 255, CH 6 Green 255, CH 7 Blue 255, CH 8 White 255.

Channel functions at a glance

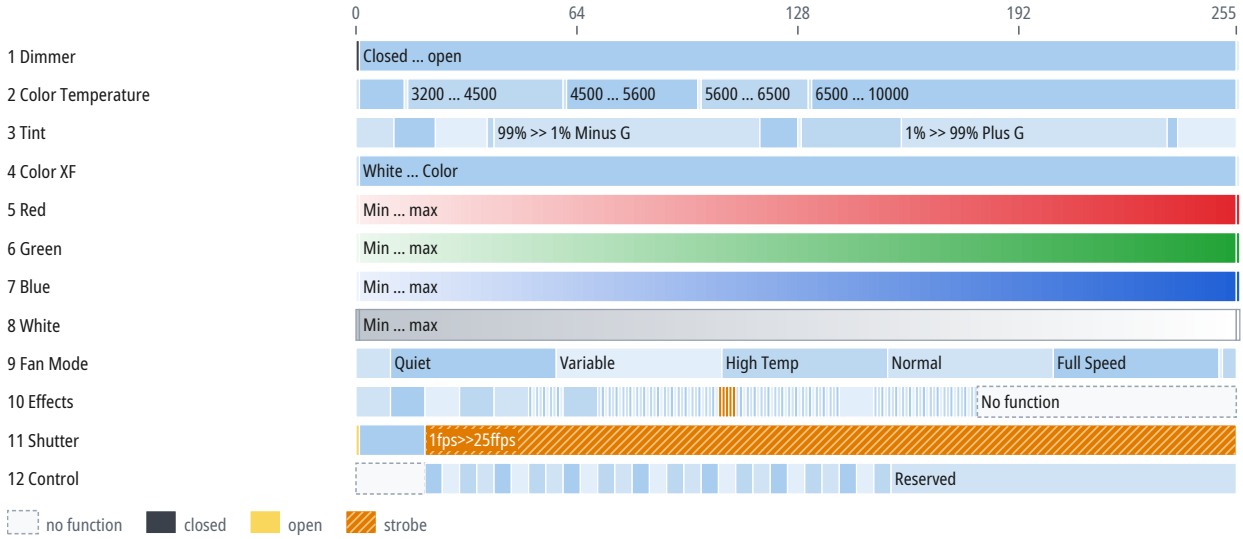

CH	Function	DMX	Description
1	Dimmer	0	Closed
		1–254	Closed ... open
		255	Open
2	Color Temperature	0	2800
		1–13	2800 ... 3200
		14	3200
		15–59	3200 ... 4500
		60	4500
		61–98	4500 ... 5600
		99	5600
		100–130	5600 ... 6500
		131	6500
		132–254	6500 ... 10000

CH	Function	DMX	Description
2	Color Temperature (continued)	255	10000
3	Tint	0–10	No Effect
		11–22	No Effect ... Full Minus G
		23–37	Full Minus G
		38–39	Full Minus G ... 99% >> 1% Minus G
		40–116	99% >> 1% Minus G
		117–127	99% >> 1% Minus G ... Neutral
		128	Neutral
		129–157	Neutral ... 1% >> 99% Plus G
		158–234	1% >> 99% Plus G
		235–237	1% >> 99% Plus G ... Full Plus G
		238–255	Full Plus G
4	Color XF		White/Color XF
		0	White
		1–254	White ... Color
		255	Color
5	Red	0	Min
		1–254	Min ... max
		255	Max
6	Green	0	Min
		1–254	Min ... max
		255	Max
7	Blue	0	Min
		1–254	Min ... max
		255	Max
8	White	0	Min
		1–254	Min ... max
		255	Max
9	Fan Mode	0–9	Fan Mode from Menu
		10–57	Quiet
		58–105	Variable
		106–153	High Temp
		154–201	Normal
		202–249	Full Speed
		250	Full Speed ... Fan Off
		251–255	Fan Off
10	Effects	0–9	No Effect
		10–19	Party: Slow>Fast
		20–29	Candle: Slow>Fast
		30–39	Clouds: Slow>Fast
		40–49	Club Lights: Slow>Fast
		50	Red 2

CH	Function	DMX	Description
10	Effects (continued)	51	Red 5
		52	Blue 2
		53	Blue 5
		54	Blue+Red 1
		55	Blue+Red 2
		56	Blue+Red 5
		57	Blue+White2
		58	Blue+Amber 2
		59	Blue+Red+White 5
		60–69	Fire: Slow>Fast
		70	Colors Slow
		71	Colors Med
		72	Colors Fast
		73	Whites Slow
		74	Whites Med
		75	Whites Fast
		76	Col+Whites Slow
		77	Col+Whites Med
		78	Col+Whites Fast
		79	Col+Whites Rapid
		80	1 fps
		81	2 fps
		82	3 fps
		83	5 fps
		84	10 fps
		85	15 fps
		86	17 fps
		87	20 fps
		88	24 fps
		89	25 fps
		90	14 Stk/min - 1 Flash
		91	Rand - 1 Flash
		92	14 Stk/min - 3 Flash
		93	Rand - 3 Flash
		94	6 Stk/min - 6 Flash
		95	14 Stk/min - 6 Flash
		96	Rand - 6 Flash
		97	6 Stk/min - Rand
		98	14 Stk/Min - Rand
		99	RandStk/min - Rand
		100	Bulb 6fpm
		101	Bulb 15fpm

CH	Function	DMX	Description
10	Effects (continued)	102	Bulb 40fpm
		103	Bulb 80fpm
		104	Bulb 120fpm
		105	Strobe 6fpm
		106	Strobe 15fpm
		107	Strobe 40fpm
		108	Strobe 80fpm
		109	Strobe 120fpm
		110	Slow - 4sec
		111	Fast - 4sec
		112	Slow - 1sec
		113	Med - 1sec
		114	Fast - 1sec
		115	Rapid - 1sec
		116	Slow - <sec
		117	Med - <sec
		118	Fast -<sec
		119	Rapid - <sec
		120	4/min - 2800>4700k
		121	Television: 10/min - 2800>4700
		122	15/min - 2800>4700k
		123	20/min - 2800>4700k
		124	24/min - 2800>4700k
		125	4/min - 6500>10000k
		126	10/min - 6500>10000k
		127	15/min - 6500>10000k
		128	20/min - 6500>10000k
		129	24/min - 6500>10000k
		130	1/2 sec decay
		131	3/4 sec decay
		132	1 sec decay
		133	1 1/2 sec decay
		134	2 sec decay
		135	2 1/2 sec decay
		136	3 sec decay
		137	3 1/2 sec decay
		138	3 3/4 sec decay
		139	4 sec decay
		140–149	Fluorescent Flicker
		150	Welding: Slow / Min Low
		151	Medium / Min Low
		152	Welding: Fast / Min Low

CH	Function	DMX	Description
10	Effects (continued)	153	Rapid / Min Low
		154	Welding: Slow / Min 50%
		155	Med / Min 50%
		156	Welding: Fast / Min 50%
		157	Welding: Slow / Min 75%
		158	Med / Min 75%
		159	Welding: Fast / Min 75%
		160	Cholor Chase: 64/min - 30
		161	Cholor Chase: 48/min - 30
		162	Cholor Chase: 32/min - 30
		163	Cholor Chase: 16/min - 30
		164	Cholor Chase: 8/min - 30
		165	Cholor Chase: 64/min - 60
		166	Cholor Chase: 48/min - 60
		167	Cholor Chase: 32/min - 60
		168	Cholor Chase: 16/min - 60
		169	Cholor Chase: 8/min - 60
		170	6/min - Left to Right
		171	12/min - Left to Right
		172	24/min - Left to Right
		173	36/min - Left to Right
		174	72/min - Left to Right
		175	6/min - Right to Left
		176	12/min - Right to Left
		177	24/min - Right to Left
		178	36/min - Right to Left
		179	72/min - Right to Left
		180–255	No function
11	Shutter	0	Shutter 1 Open: open
		1–19	Shutter 1 Open
		20–255	1fps>>25ffps (1–25 Hz)
12	Control		DMX Presets
		0–19	No Function
		20–24	DMX Preset 1
		25–29	DMX Preset 2
		30–34	DMX Preset 3
		35–39	DMX Preset 4
		40–44	DMX Preset 5
		45–49	DMX Preset 6
		50–54	DMX Preset 7
		55–59	DMX Preset 8
		60–64	DMX Preset 9

CH	Function	DMX	Description
12	Control (continued)	65–69	DMX Preset 10
		70–74	High Speed Off
		75–79	High Speed On
		80–84	Dimmer Smoothing Off
		85–89	Dimmer Smoothing On
		90–94	Unlink CRMX
		95–99	Vari Fan
		100–104	High Output Mode
		105–109	Low Noise
		110–114	ARRI ALEXA Vari Fan
		115–119	ARRI ALEXA High Output
		120–124	ARRI ALEXA Low Noise
		125–129	Tungsten Off
		130–134	Tungsten On
		135–139	Exponential Dimming Curve
		140–144	Logarithmic Dimming Curve
		145–149	Linear Dimming Curve
		150–154	S Dimming Curve
		155–255	Reserved

Mode 2 - Legacy CCT+RGBW 16Bit

16-bit parameters use two channels, coarse and fine: value = 256 × coarse value + fine value.

If the device receives DMX in this mode but gives no light, check these channels: CH 1 Dimmer above 0; CH 19 Shutter at 0 “open”. The GDTF file gives these values for a console's Highlight function: CH 1 Dimmer 255, CH 3 Color Temperature 255, CH 9 Red 255, CH 11 Green 255, CH 13 Blue 255, CH 15 White 255.

Channel functions at a glance

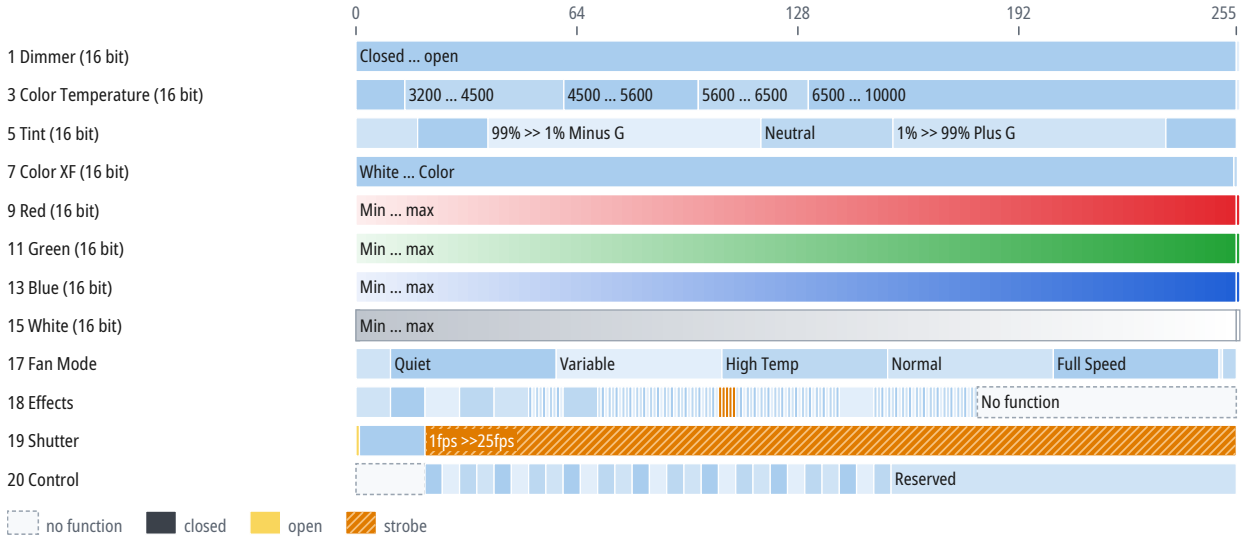

CH	Function	DMX	Description
1	Dimmer	0–255	Closed ... open
		255	Open
2	Dimmer Fine	0–255	Fine adjustment of CH 1
3	Color Temperature	0–14	2800 ... 3200
		14–60	3200 ... 4500
		60–99	4500 ... 5600
		99–131	5600 ... 6500
		131–255	6500 ... 10000
		255	10000
4	Color Temperature Fine	0–255	Fine adjustment of CH 3
5	Tint	0–17	No Effect
		17–38	Full Minus G
		38–117	99% >> 1% Minus G
		117–156	Neutral
		156–235	1% >> 99% Plus G
		235–255	Full Plus G
6	Tint Fine	0–255	Fine adjustment of CH 5
7	Color XF		White/Color XF
		0–255	White ... Color
		255	Color
8	Color XF Fine	0–255	Fine adjustment of CH 7
9	Red	0–255	Min ... max
		255	Max
10	Red Fine	0–255	Fine adjustment of CH 9
11	Green	0–255	Min ... max
		255	Max
12	Green Fine	0–255	Fine adjustment of CH 11
13	Blue	0–255	Min ... max
		255	Max
14	Blue Fine	0–255	Fine adjustment of CH 13
15	White	0–255	Min ... max
		255	Max
16	White Fine	0–255	Fine adjustment of CH 15
17	Fan Mode		Same as CH 9 in the mode “Mode 1 - Legacy CCT+RGBW 8Bit” (p. 10)
18	Effects		Same as CH 10 in the mode “Mode 1 - Legacy CCT+RGBW 8Bit” (p. 10)

CH	Function	DMX	Description
19	Shutter	0	Shutter 1 Open: open
		1–19	Shutter 1 Open
		20–255	1fps >>25fps (1–25 Hz)
20	Control		Same as CH 12 in the mode “Mode 1 - Legacy CCT+RGBW 8Bit” (p. 13)

Mode 3 - Ultimate

16-bit parameters use two channels, coarse and fine: value = 256 × coarse value + fine value.

If the device receives DMX in this mode but gives no light, check these channels: CH 1 Dimmer above 0. The GDTF file gives these values for a console's Highlight function: CH 1 Dimmer 255, CH 2 Color Temperature 255, CH 6 Red 255, CH 7 Green 255, CH 8 Blue 255.

Channel functions at a glance

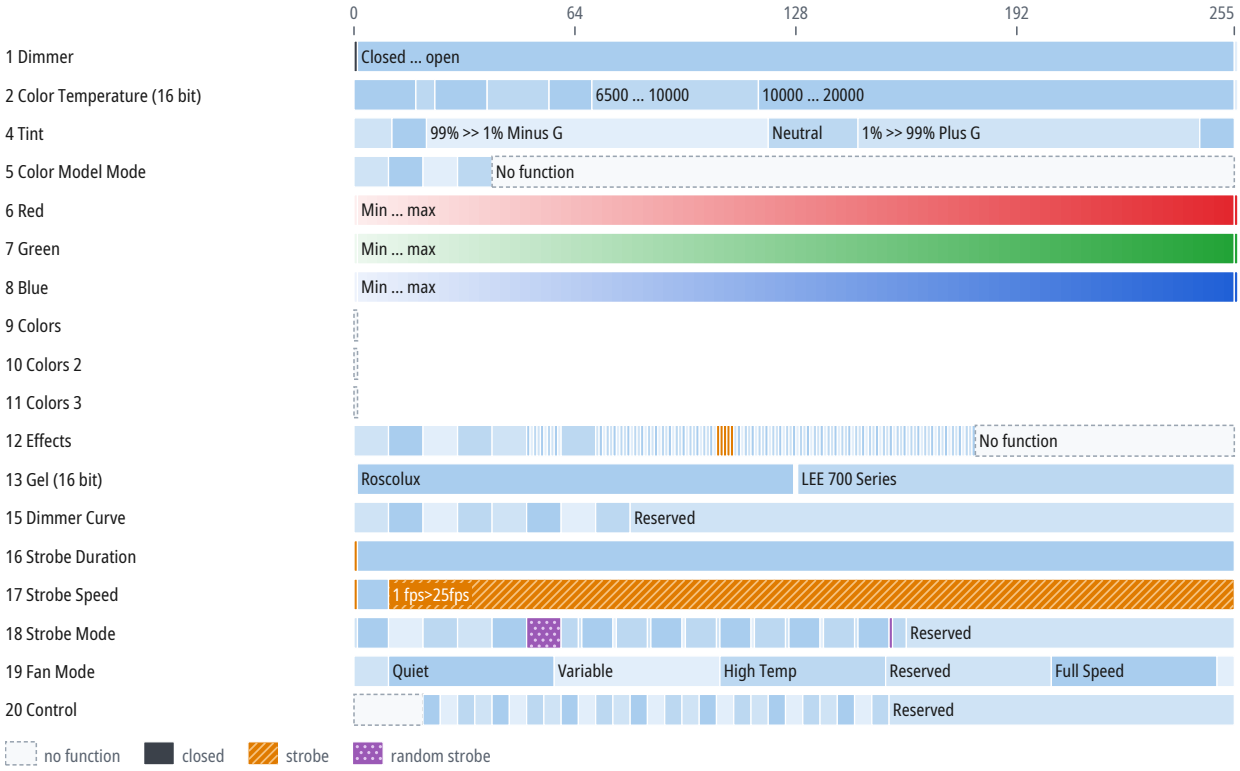

CH	Function	DMX	Description
1	Dimmer		Same as CH 1 in the mode “Mode 1 - Legacy CCT+RGBW 8Bit” (p. 9)
2	Color Temperature	0–17	1500 ... 2800
		17–23	2800 ... 3200
		23–38	3200 ... 4300
		38–56	4300 ... 5600
		56–69	5600 ... 6500
		69–117	6500 ... 10000
		117–255	10000 ... 20000

CH	Function	DMX	Description
2	Color Temperature (continued)	255	20000
3	Color Temperature Fine	0–255	Fine adjustment of CH 2
4	Tint	0–10	No Effect
		11–20	Full Minus G
		21–119	99% >> 1% Minus G
		120–145	Neutral
		146–244	1% >> 99% Plus G
		245–255	Full Plus G
5	Color Model Mode	0–9	RGB + CCT
		10–19	HSI + CCT
		20–29	CIE X Y
		30–39	Raw RGBACL
		40–255	No function
6	Red		Same as CH 5 in the mode “Mode 1 - Legacy CCT+RGBW 8Bit” (p. 10)
7	Green		Same as CH 6 in the mode “Mode 1 - Legacy CCT+RGBW 8Bit” (p. 10)
8	Blue		Same as CH 7 in the mode “Mode 1 - Legacy CCT+RGBW 8Bit” (p. 10)
9	Colors		When CH 5 is 0–9:
		0–255	No Feature RGB CCT
			When CH 5 is 10–19:
		0	0 deg (Red)
		1–84	0 deg (Red) ... 120 deg (Green)
		85	120 deg (Green)
		86–169	120 deg (Green) ... 240 deg (Blue)
		170	240 deg (Blue)
		171–254	240 deg (Blue) ... 360 deg
		255	360 deg
			When CH 5 is 20–29:
		0	0>8000
		1–254	>>>
		255	8000
			When CH 5 is 30–39:
		0	Min
		1–254	Min ... Max
		255	Max
10	Colors 2		When CH 5 is 0–9:
		0–255	No Feature RGB CCT
			When CH 5 is 10–19:
		0	Min
		1–254	Min ... Max

CH	Function	DMX	Description
10	Colors 2 (continued)	255	Max
			When CH 5 is 20–29:
		0	0>8000
		1–254	>>>
		255	8000
			When CH 5 is 30–39:
		0	Min
		1–254	Min ... max
		255	Max
			When CH 5 is 40–255:
		0–255	
11	Colors 3		When CH 5 is 0–29:
		0–255	No Feature RGB CCT> XY
			When CH 5 is 30–39:
		0	Min
		1–254	Min ... max
		255	Max
			When CH 5 is 40–255:
		0–255	
12	Effects	0–9	No Effect
		10–19	Party: Slow>Fast
		20–29	Candle: Slow>Fast
		30–39	Clouds: Slow>Fast
		40–49	Club Lights: Slow>Fast
		50	Red 2
		51	Red 5
		52	Blue 2
		53	Blue 5
		54	Blue+Red 1
		55	Blue+Red 2
		56	Blue+Red 5
		57	Blue+White 2
		58	Blue+Amber 2
		59	Blue+Red+White 5
		60–69	Fire: Slow>Fast
		70	Colors Slow
		71	Colors Med
		72	Colors Fast
		73	Whites Slow
		74	Whites Med
		75	Whites Fast

CH	Function	DMX	Description
12	Effects (continued)	76	Col+Whites Slow
		77	Col+Whites Med
		78	Col+Overlay Fast
		79	Col+Whites Rapid
		80	1 fps
		81	2 fps
		82	3 fps
		83	5 fps
		84	10 fps
		85	15 fps
		86	17 fps
		87	20 fps
		88	24 fps
		89	25 fps
		90	14 Stk/min - 1 Flash
		91	Rand - 1 Flash
		92	14 Stk/min - 3 Flash
		93	Rand - 3 Flash
		94	6 Stk/min - 6 Flash
		95	14 Stk/min - 6 Flash
		96	Rand - 6 Flash
		97	6 Stk/min - Rand
		98	14 Stk/Min - Rand
		99	RandStk/min - Rand
		100	Bulb 6fpm
		101	Bulb 15fpm
		102	Bulb 40fpm
		103	Bulb 80fpm
		104	Bulb 120fpm
		105	Strobe 6fpm
		106	Strobe 15fpm
		107	Strobe 40fpm
		108	Strobe 80fpm
		109	Strobe 120fpm
		110	Slow - 4sec
		111	Fast - 4sec
		112	Slow - 1sec
		113	Med - 1sec
		114	Fast - 1sec
		115	Rapid - 1sec
		116	Slow - <sec

CH	Function	DMX	Description
12	Effects (continued)	117	Med - <sec
		118	Fast -<sec
		119	Rapid - <sec
		120	4/min - 2800>4700k
		121	Television: 10/min - 2800>4700
		122	15/min - 2800>4700k
		123	20/min - 2800>4700k
		124	24/min - 2800>4700k
		125	4/min - 6500>10000k
		126	10/min - 6500>10000k
		127	15/min - 6500>10000k
		128	20/min - 6500>10000k
		129	24/min - 6500>10000k
		130	1/2 sec decay
		131	3/4 sec decay
		132	1 sec decay
		133	1 1/2 sec decay
		134	2 sec decay
		135	2 1/2 sec decay
		136	3 sec decay
		137	3 1/2 sec decay
		138	3 3/4 sec decay
		139	4 sec decay
		140	2 sec / 3 flicker
		141	4 sec / 3 flicker
		142	6 sec / 3 flicker
		143	2 sec / 5 flicker
		144	4 sec / 5 flicker
		145	6 sec / 5 flicker
		146	2 sec / 7 flicker
		147	4 sec / 7 flicker
		148	2 sec / 10 flicker
		149	4 sec / 10 flicker
		150	Welding: Slow / Min Low
		151	Medium / Min Low
		152	Welding: Fast / Min Low
		153	Rapid / Min Low
		154	Welding: Slow / Min 50%
		155	Med / Min 50%
		156	Welding: Fast / Min 50%
		157	Welding: Slow / Min 75%
		158	Med / Min 75%

CH	Function	DMX	Description
12	Effects (continued)	159	Welding: Fast / Min 75%
		160	Cholor Chase: 64/min - 30
		161	Cholor Chase: 48/min - 30
		162	Cholor Chase: 32/min - 30
		163	Cholor Chase: 16/min - 30
		164	Cholor Chase: 8/min - 30
		165	Cholor Chase: 64/min - 60
		166	Cholor Chase: 48/min - 60
		167	Cholor Chase: 32/min - 60
		168	Cholor Chase: 16/min - 60
		169	Cholor Chase: 8/min - 60
		170	6/min - Left to Right
		171	12/min - Left to Right
		172	24/min - Left to Right
		173	36/min - Left to Right
		174	72/min - Left to Right
		175	6/min - Right to Left
		176	12/min - Right to Left
		177	24/min - Right to Left
		178	36/min - Right to Left
		179	72/min - Right to Left
		180–255	No function
13	Gel	0	No Gel
		0	R3202 Full CTB
		0	R3203 3/4 CTB
		0	R3204 1/2 CTB
		0	R3206 1/3 CTB
		0	R3208 1/4 CTB
		0	R3216 1/8 CTB
		0	R3220 Double CTB
		0	R3407 Full CTO
		0	R3411 3/4 CTO
		0	R3408 1/2 CTO
		0	R3409 1/4 CTO
		0	R3410 1/8 CTO
		0	R3420 Double CTO
		0	R3441 Full CTS
		0	R3442 1/2 CTS
		0	R3443 1/4 CTS
		0	R3444 1/8 CTS
		0	R3304 Full Plusgreen
		0	R3315 1/2 Plusgreen

CH	Function	DMX	Description
13	Gel (continued)	0	R3316 1/4 Plusgreen
		0	R3317 1/8 Plusgreen
		0	R3308 Full Minusgreen
		0	R3309 3/4 Minusgreen
		0	R3313 1/2 Minusgreen
		0	R3314 1/4 Minusgreen
		0	R3318 1/8 Minusgreen
		0	R3310 Fluorofilter
		0	R3150 Industrial Vapor
		0	R3152 Urban Vapor
		0	R3107 Tough Y-1
		0	R3134 Tough MT 54
		0	R3106 Tough MTY
		0	R3102 Tough MT2
		0	R4215 15 Blue
		0	R4230 30 Blue
		0	R4260 60 Blue
		0	R4290 90 Blue
		0	R4307 7 Cyan
		0	R4315 15 Cyan
		0	R4330 30 Cyan
		0	R4360 60 Cyan
		0	R4390 90 Cyan
		0	R4415 15 Green
		0	R4430 30 Green
		0	R4460 60 Green
		0	R4490 90 Green
		0	R4515 15 Yellow
		0	R4530 30 Yellow
		0	R4560 60 Yellow
		0	R4590 90 Yellow
		0	R4615 15 Red
		0	R4630 30 Red
		0	R4660 60 Red
		0	R4690 90 Red
		0	R4715 15 Magenta
		0	R4730 30 Magenta
		0	R4760 60 Magenta
		0	R4790 90 Magenta
		0	R4815 15 Pink
		0	R4830 30 Pink
		0	R4860 60 Pink

CH	Function	DMX	Description
13	Gel (continued)	0	R4890 90 Pink
		0	R4915 15 Lavender
		0	R4930 30 Lavender
		0	R4960 60 Lavender
		0	R4990 90 Lavender
		0	R2001 VS Red
		0	R2002 VS Orange
		0	R2003 VS Yellow
		0	R2004 VS Green
		0	R2005 VS Cyan
		0	R2006 VS Azure
		0	R2007 VS Blue
		0	R2008 VS Indigo
		0	R2009 VS Violet
		0	R2010 VS Magenta
		0	R1 Light Bastard Amber
		0	R2 Bastard Amber
		0	R302 Pale Bastard Amber
		0	R3 Dark Bastard Amber
		0	R303 Warm Peach
		0	R4 Medium Bastard Amber
		0	R304 Pale Apricot
		0	R5 Rose Tint
		0	R305 Rose Gold
		0	R6 No Color Straw
		0	R7 Pale Yellow
		0	R8 Pale Gold
		0	R9 Pale Amber Gold
		0	R10 Medium Yellow
		0	R310 Daffodil
		0	R11 Light Straw
		0	R12 Straw
		0	R312 Canary
		0	R13 Straw Tint
		0	R313 Light Relief Yellow
		0	R14 Medium Straw
		0	R15 Deep Straw
		0	R16 Light Amber
		0	R316 Gallo Gold
		0	R17 Light Flame
		0	R317 Apricot
		0	R18 Flame

CH	Function	DMX	Description
13	Gel (continued)	0	R318 Mayan Sun
		0	R19 Fire
		0	R20 Medium Amber
		0	R21 Golden Amber
		0	R321 Soft Golden Amber
		0	R22 Deep Amber
		0	R23 Orange
		0	R325 Henna Sky
		0	R24 Scarlet
		0	R324 Gypsy Red
		0	R25 Orange Red
		0	R26 Light Red
		0	R27 Medium Red
		0	R30 Light Salmon Pink
		0	R31 Salmon Pink
		0	R331 Shell Pink
		0	R32 Medium Salmon Pink
		0	R332 Cherry Rose
		0	R33 No Color Pink
		0	R333 Blush Pink
		0	R34 Flesh Pink
		0	R35 Light Pink
		0	R36 Medium Pink
		0	R336 Billinton Pink
		0	R37 Pale Rose Pink
		0	R337 True Pink
		0	R38 Light Rose
		0	R39 Skelton Exotic Sangria
		0	R339 Broadway Pink
		0	R40 Light Salmon
		0	R41 Salmon
		0	R42 Deep Salmon
		0	R342 Rose Pink
		0	R43 Deep Pink
		0	R343 Neon Pink
		0	R44 Middle Rose
		0	R344 Follies Pink
		0	R45 Rose
		0	R46 Magenta
		0	R346 Tropical Magenta
		0	R47 Light Rose Purple
		0	R347 Belladonna Rose

CH	Function	DMX	Description
13	Gel (continued)	0	R48 Rose Purple
		0	R348 Purple Jazz
		0	R49 Medium Purple
		0	R349 Fisher Fuchsia
		0	R50 Mauve
		0	R51 Surprise Pink
		0	R351 Lavender Mist
		0	R52 Light Lavender
		0	R53 Pale Lavender
		0	R353 Lilly Lavender
		0	R54 Special Lavender
		0	R55 Lilac
		0	R355 Pale Violet
		0	R56 Gypsy Lavender
		0	R356 Middle Lavender
		0	R57 Lavender
		0	R357 Royal Lavender
		0	R58 Deep Lavender
		0	R358 Rose Indigo
		0	R59 Indigo
		0	R359 Medium Violet
		0	R60 No Color Blue
		0	R360 Clearwater
		0	R61 Mist Blue
		0	R361 Hemsley Blue
		0	R62 Booster Blue
		0	R362 Tipton Blue
		0	R63 Pale Blue
		0	R363 Aquamarine
		0	R64 Light Steel Blue
		0	R364 Blue Bell
		0	R65 Daylight Blue
		0	R365 Tharon Delft Blue
		0	R66 Cool Blue
		0	R366 Jordan Blue
		0	R67 Light Sky Blue
		0	R367 Slate Blue
		0	R68 Parry Sky Blue
		0	R368 Winkler Blue
		0	R69 Brilliant Blue
		0	R369 Tahitian Blue
		0	R70 Nile Blue

CH	Function	DMX	Description
13	Gel (continued)	0	R370 Italian Blue
		0	R71 Sea Blue
		0	R72 Azure Blue
		0	R73 Peacock Blue
		0	R74 Night Blue
		0	R374 Sea Green
		0	R75 Twilight Blue
		0	R375 Cerulean Blue
		0	R76 Light Green Blue
		0	R376 Bermuda Blue
		0	R77 Green Blue
		0	R377 Iris Purple
		0	R78 Trudy Blue
		0	R378 Alice Blue
		0	R79 Bright Blue
		0	R80 Primary Blue
		0	R81 Urban Blue
		0	R381 Baldassari Blue
		0	R82 Surprise Blue
		0	R382 Congo Blue
		0	R83 Medium Blue
		0	R383 Sapphire Blue
		0	R84 Zephyr Blue
		0	R384 Midnight Blue
		0	R85 Deep Blue
		0	R385 Royal Blue
		0	R86 Pea Green
		0	R386 Leaf Green
		0	R87 Pale Yellow Green
		0	R88 Light Green
		0	R388 Gaslight Green
		0	R89 Moss Green
		0	R389 Chroma Green
		0	R91 Primary Green
		0	R392 Pacific Green
		0	R92 Turquoise
		0	R93 Blue Green
		0	R393 Emerald Green
		0	R395 Teal Green
		0	R96 Lime
		0	R397 Pale Grey
		0	R398 Neutral Grey

CH	Function	DMX	Description
13	Gel (continued)	0	R99 Chocolate
		0	Roscolux: Reserved
		0–127	Roscolux
		128	L200 Double CTB
		128	L201 Full CTB
		128	L281 3/4 CTB
		128	L202 1/2 CTB
		128	L203 1/4 CTB
		128	L218 1/8 CTB
		128	L287 Double CTO
		128	L204 Full CTO
		128	L285 3/4 CTO
		128	L205 1/2 CTO
		128	L206 1/4 CTO
		128	L223 1/8 CTO
		128	L283 1 1/2 CTB
		128	L286 1 1/2 CTO
		128	L441 Full CTS
		128	L442 1/2 CTS
		128	L443 1/4 CTS
		128	L444 1/8 CTS
		128	L207 Full CTO 3 ND
		128	L208 Full CTO 6 ND
		128	L212 LCT Yellow (Y1)
		128	L213 White Flame Green
		128	L219 Fluorescent Green
		128	L230 Super Corr LCT Yellow
		128	L232 Super Corr WF Green
		128	L236 HMI (to Tungsten)
		128	L237 CID (to Tungsten)
		128	L238 CSI (to Tungsten)
		128	L241 Fluorescent 5700K
		128	L242 Fluorescent 4300K
		128	L243 Fluorescent 3600K
		128	L244 Full Plus Green
		128	L245 1/2 Plus Green
		128	L246 1/4 Plus Green
		128	L278 1/8 Plus Green
		128	L247 Full Minus Green
		128	L248 1/2 Minus Green
		128	L249 1/4 Minus Green
		128	L279 1/8 Minus Green

CH	Function	DMX	Description
13	Gel (continued)	128	L2 Rose Pink
		128	L3 Lavender Tint
		128	L4 Medium Bastard Amber
		128	L7 Pale Yellow
		128	L8 Dark Salmon
		128	L9 Pale Amber Gold
		128	L10 Medium Yellow
		128	L13 Straw Tint
		128	L15 Deep Straw
		128	L17 Surprise Peach
		128	L19 Fire
		128	L20 Medium Amber
		128	L21 Gold Amber
		128	L22 Dark Amber
		128	L24 Scarlet
		128	L25 Sunset Red
		128	L26 Bright Red
		128	L27 Medium Red
		128	L29 PLASA Red
		128	L35 Light Pink
		128	L36 Medium Pink
		128	L46 Dark Magenta
		128	L48 Rose Purple
		128	L49 Medium Purple
		128	L52 Light Lavender
		128	L53 Paler Lavender
		128	L58 Lavender
		128	L61 Mist Blue
		128	L63 Pale Blue
		128	L68 Sky Blue
		128	L71 Tokyo Blue
		128	L75 Evening Blue
		128	L79 Just Blue
		128	L85 Deeper Blue
		128	L88 Lime Green
		128	L89 Moss Green
		128	L90 Dark Yellow Green
		128	L100 Spring Yellow
		128	L101 Yellow
		128	L102 Light Amber
		128	L103 Straw
		128	L104 Deep Amber

CH	Function	DMX	Description
13	Gel (continued)	128	L105 Orange
		128	L106 Primary Red
		128	L107 Light Rose
		128	L108 English Rose
		128	L109 Light Salmon
		128	L110 Middle Rose
		128	L111 Dark Pink
		128	L113 Magenta
		128	L115 Peacock Blue
		128	L116 Medium Blue-Green
		128	L117 Steel Blue
		128	L118 Light Blue
		128	L119 Dark Blue
		128	L120 Deep Blue
		128	L121 LEE Green
		128	L122 Fern Green
		128	L124 Dark Green
		128	L126 Mauve
		128	L127 Smokey Pink
		128	L128 Bright Pink
		128	L131 Marine Blue
		128	L132 Medium Blue
		128	L134 Golden Amber
		128	L135 Deep Golden Amber
		128	L136 Pale Lavender
		128	L137 Special Lavender
		128	L138 Pale Green
		128	L139 Primary Green
		128	L140 Summer Blue
		128	L141 Bright Blue
		128	L142 Pale Violet
		128	L143 Pale Navy Blue
		128	L144 No Color Blue
		128	L147 Apricot
		128	L148 Bright Rose
		128	L151 Gold Tint
		128	L152 Pale Gold
		128	L153 Pale Salmon
		128	L154 Pale Rose
		128	L156 Chocolate
		128	L157 Pink
		128	L158 Deep Orange

CH	Function	DMX	Description
13	Gel (continued)	128	L159 No Color Straw
		128	L161 Slate Blue
		128	L162 Bastard Amber
		128	L164 Flame Red
		128	L165 Daylight Blue
		128	L169 Lilac Tint
		128	L170 Deep Lavender
		128	L172 Lagoon Blue
		128	L174 Dark Steel Blue
		128	L176 Loving Amber
		128	L179 Chrome Orange
		128	L180 Dark Lavender
		128	L181 Congo Blue
		128	L182 Light Red
		128	L183 Moonlight Blue
		128	L192 Flesh Pink
		128	L194 Surprise Pink
		128	L195 Zenith Blue
		128	L196 True Blue
		128	L197 Alice Blue
		128	L198 Palace Blue
		128	L199 Regal Blue
		128	L322 Soft Green
		128	L323 Jade
		128	L327 Forest Green
		128	L328 Follies Pink
		128	L332 Special Rose Pink
		128	L343 Special Med Lavender
		128	L345 Fuchsia Pink
		128	L352 Glacier Blue
		128	L353 Lighter Blue
		128	L354 Special Steel Blue
		128	L363 Special Medium Blue
		128	L366 Cornflower
		128	L500 Double New Colour Blue
		128	L501 New Colour Robertson Blue
		128	L502 Half New Colour Blue
		128	L503 Quarter New Colour Blue
		128	L504 Waterfront Green
		128	L505 Sally Green
		128	L506 Marlene
		128	L507 Madge

CH	Function	DMX	Description
13	Gel (continued)	128	L508 Midnight Maya
		128	L511 Bacon Brown
		128	L512 Amber Delight
		128	L513 Ice and a Slice
		128	L514 Double G n T
		128	L525 Argent Blue
		128	L550 ALD Gold
		128	L600 Arctic White
		128	L601 Silver
		128	L602 Platinum
		128	L603 Moonlight White
		128	L604 Full CT 85
		128	L642 Half Mustard Yellow
		128	L643 Quarter Mustard Yellow
		128	L650 Industry Sodium
		128	L651 HI Sodium
		128	L652 Urban Sodium
		128	L653 LO Sodium
		128	L184 Cosmetic Peach
		128	L186 Cosmetic Silver Rose
		128	L187 Cosmetic Rouge
		128	L188 Cosmetic Highlight
		128	L189 Cosmetic Silver Moss
		128	L191 Cosmetic Aqua Blue
		128	L705 Lily Frost
		128	L717 Shanklin Frost
		128	L718 Half Shanklin Frost
		128	L720 Durham Daylight Frost
		128	L749 Hampshire Rose
		128	L750 Durham Frost
		128	L774 Soft Amber Key 1
		128	L775 Soft Amber Key 2
		128	L791 Moroccan Frost
		128	L217 Blue Diffusion
		128	L221 Blue Frost
		128	L224 Daylight Blue Frost
		128	L700 Perfect Lavender
		128	L701 Provence
		128	L702 Special Pale Lavender
		128	L703 Cold Lavender
		128	L704 Lily
		128	L706 King Fals Lavender

CH	Function	DMX	Description
13	Gel (continued)	128	L708 Cool Lavender
		128	L709 Electric Lilac
		128	L710 Spir Special Blue
		128	L711 Cold Blue
		128	L712 Bedford Blue
		128	L713 J Winter Blue
		128	L714 Elysian Blue
		128	L715 Cabana Blue
		128	L716 Mikkel Blue
		128	L719 Colour Wash Blue
		128	L721 Berry Blue
		128	L722 Bray Blue
		128	L723 Virgin Blue
		128	L724 Ocean Blue
		128	L725 Old Steel Blue
		128	L727 QFD Blue
		128	L728 Steel Green
		128	L729 Scuba Blue
		128	L730 Liberty Green
		128	L731 Dirty Ice
		128	L733 Damp Squib
		128	L735 Velvet Green
		128	L736 Twickenham Green
		128	L738 JAS Green
		128	L740 Aurora Borealis Green
		128	L741 Mustard Yellow
		128	L742 Bram Brown
		128	L744 Dirty White
		128	L746 Brown
		128	L747 Easy White
		128	L748 Seedy Pink
		128	L763 Wheat
		128	L764 Sun Colour Straw
		128	L765 LEE Yellow
		128	L767 Oklahoma Yellow
		128	L768 Egg Yolk Yellow
		128	L770 Burnt Yellow
		128	L773 Cardbox Amber
		128	L776 Nectarine
		128	L777 Rust
		128	L778 Millennium Gold
		128	L779 Bastard Pink

CH	Function	DMX	Description
13	Gel (continued)	128	L780 AS Golden Amber
		128	L781 Terry Red
		128	L787 Marius Red
		128	L789 Blood Red
		128	L790 Moroccan Pink
		128	L793 Vanity Fair
		128	L794 Pretty Pink
		129	L795 Magical Magenta
		129	L797 Deep Purple
		129	L798 Chrysalis Pink
		129	L799 Special KH Lavender
		129	LEE 700 Series: Reserved
		129–255	LEE 700 Series
14	Gel Fine	0–255	Fine adjustment of CH 13
15	Dimmer Curve		Dimming Curve
		0–9	Neutral
		10–19	Exponential
		20–29	Logarithmic
		30–39	Linear
		40–49	S Curve
		50–59	Tungsten Exp
		60–69	Tungsten Log
		70–79	Tungsten Lin
		80–255	Reserved
16	Strobe Duration	0	Short>Long
		1–255	Strobe Duration
17	Strobe Speed	0–9	Idle
		10–255	1 fps>25fps (1–25 Hz)
18	Strobe Mode	0–9	Idle
		10–19	Up/Down >>>
		20–29	Strobe Macro: Left/Right >>>
		30–39	Chess >>>
		40–49	In/Out >>>
		50–59	Strobe Macro: Random >>>
		60–64	Zone Macro
		65	Cycle >>>
		66–74	Cycle >>> ... Rain >>>
		75	Rain >>>
		76–84	Rain >>> ... Strips >>>
		85	Strips >>>
		86–94	Strips >>> ... Wave >>>
		95	Wave >>>

CH	Function	DMX	Description
18	Strobe Mode (continued)	96–104	Wave >>> ... Bounce >>>
		105	Bounce >>>
		106–114	Bounce >>> ... Left/Right >>>
		115	Zone Macro: Left/Right >>>
		116–124	Left/Right >>> ... Spiral >>>
		125	Spiral >>>
		126–134	Spiral >>> ... Pairs >>>
		135	Pairs >>>
		136–144	Pairs >>> ... Misc >>>
		145	Misc >>>
		146–154	Misc >>> ... Random >>>
		155	Zone Macro: Random >>>
		156–159	Random >>> ... Reserved
		160–255	Reserved
19	Fan Mode	0–9	Fan Mode from Menu
		10–57	Quiet
		58–105	Variable
		106–153	High Temp
		154–201	Reserved
		202–249	Full Speed
		250–255	Fan Off
20	Control		Same as CH 12 in the mode “Mode 1 - Legacy CCT+RGBW 8Bit” (p. 13)

Mode 4 - Ultimate Extended

16-bit parameters use two channels, coarse and fine: value = 256 × coarse value + fine value.

If the device receives DMX in this mode but gives no light, check these channels: CH 1 Dimmer above 0. The GDTF file gives these values for a console's Highlight function: CH 1 Dimmer 255, CH 3 Color Temperature 255, CH 7 Red 255, CH 9 Green 255, CH 11 Blue 255.

Channel functions at a glance

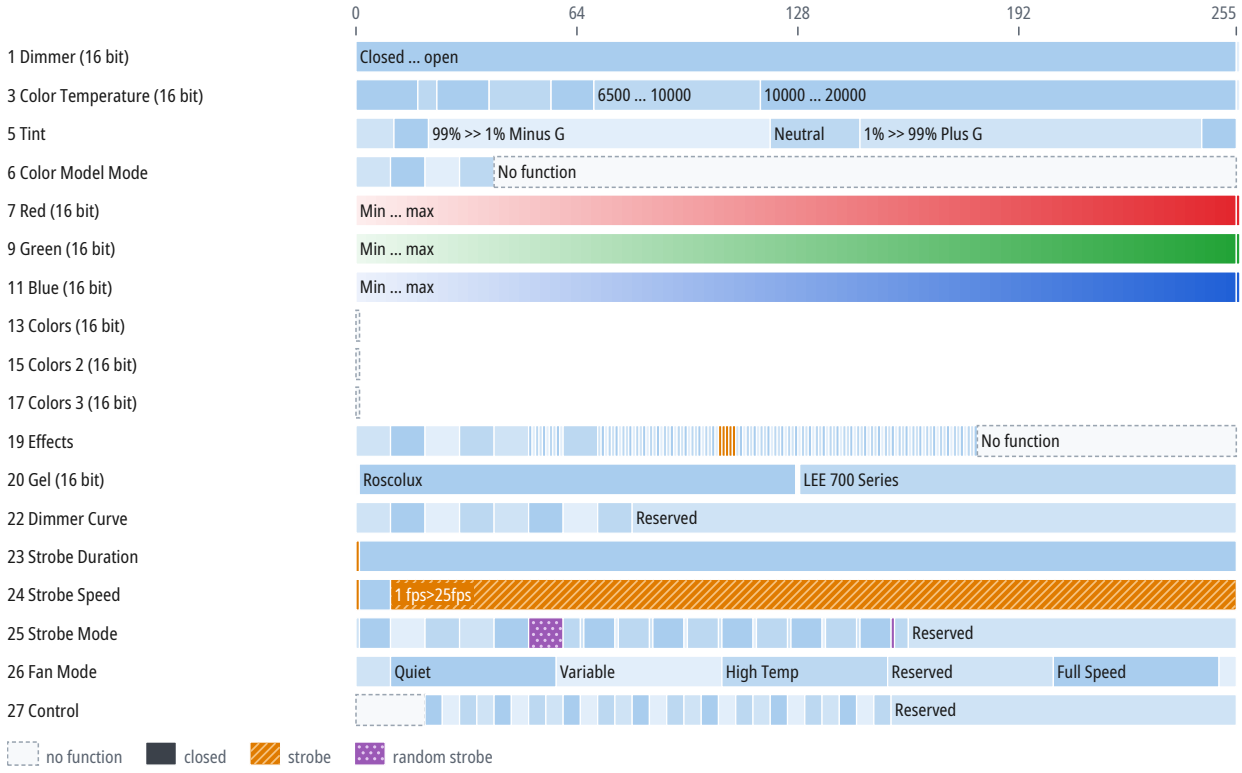

CH	Function	DMX	Description
1	Dimmer		Same as CH 1 in the mode “Mode 2 - Legacy CCT+RGBW 16Bit” (p. 15)
2	Dimmer Fine	0–255	Fine adjustment of CH 1
3	Color Temperature		Same as CH 2 in the mode “Mode 3 - Ultimate” (p. 16)
4	Color Temperature Fine	0–255	Fine adjustment of CH 3
5	Tint		Same as CH 4 in the mode “Mode 3 - Ultimate” (p. 17)
6	Color Model Mode		Same as CH 5 in the mode “Mode 3 - Ultimate” (p. 17)
7	Red		Same as CH 9 in the mode “Mode 2 - Legacy CCT+RGBW 16Bit” (p. 15)
8	Red Fine	0–255	Fine adjustment of CH 7
9	Green		Same as CH 11 in the mode “Mode 2 - Legacy CCT+RGBW 16Bit” (p. 15)
10	Green Fine	0–255	Fine adjustment of CH 9
11	Blue		Same as CH 13 in the mode “Mode 2 - Legacy CCT+RGBW 16Bit” (p. 15)
12	Blue Fine	0–255	Fine adjustment of CH 11
13	Colors		When CH 6 is 0–9:

CH	Function	DMX	Description
13	Colors (continued)	0–255	No Feature RGB CCT
			When CH 6 is 10–19:
		0–85	0 deg (Red) ... 120 deg (Green)
		85–170	120 deg (Green) ... 240 deg (Blue)
		170–255	240 deg (Blue) ... 360 deg
		255	360 deg
			When CH 6 is 20–29:
		0	0>8000
		0–255	>>>
		255	8000
			When CH 6 is 30–39:
		0–255	Amber
14	Colors Fine	0–255	Fine adjustment of CH 13
15	Colors 2		When CH 6 is 0–9:
		0–255	No Feature RGB CCT
			When CH 6 is 10–19:
		0–255	Min ... Max
		255	Max
			When CH 6 is 20–29:
		0	0>8000
		0–255	>>>
		255	8000
			When CH 6 is 30–39:
		0–255	Min ... max
		255	Max
16	Colors 2 Fine	0–255	Fine adjustment of CH 15
17	Colors 3		When CH 6 is 0–29:
		0–255	No Feature RGB CCT> XY
			When CH 6 is 30–39:
		0–255	Min ... max
		255	Max
18	Colors 3 Fine	0–255	Fine adjustment of CH 17
19	Effects	0–9	No Effect
		10–19	Party: Slow>Fast
		20–29	Candle: Slow>Fast
		30–39	Clouds: Slow>Fast
		40–49	Club Lights: Slow>Fast
		50	Red 2
		51	Red 5
		52	Blue 2
		53	Blue 5
		54	Blue+Red 1

CH	Function	DMX	Description
19	Effects (continued)	55	Blue+Red 2
		56	Blue+Red 5
		57	Blue+White 2
		58	Blue+Amber 2
		59	Blue+Red+White 5
		60–69	Fire: Slow>Fast
		70	Colors Slow
		71	Colors Med
		72	Colors Fast
		73	Whites Slow
		74	Whites Med
		75	Whites Fast
		76	Col+Whites Slow
		77	Col+Whites Med
		78	Col+Whites Fast
		79	Col+Whites Rapid
		80	1 fps
		81	2 fps
		82	3 fps
		83	5 fps
		84	10 fps
		85	15 fps
		86	17 fps
		87	20 fps
		88	24 fps
		89	25 fps
		90	14 Stk/min - 1 Flash
		91	Rand - 1 Flash
		92	14 Stk/min - 3 Flash
		93	Rand - 3 Flash
		94	6 Stk/min - 6 Flash
		95	14 Stk/min - 6 Flash
		96	Rand - 6 Flash
		97	6 Stk/min - Rand
		98	14 Stk/Min - Rand
		99	RandStk/min - Rand
		100	Bulb 6fpm
		101	Bulb 15fpm
		102	Bulb 40fpm
		103	Bulb 80fpm
		104	Bulb 120fpm
		105	Strobe 6fpm

CH	Function	DMX	Description
19	Effects (continued)	106	Strobe 15fpm
		107	Strobe 40fpm
		108	Strobe 80fpm
		109	Strobe 120fpm
		110	Slow - 4sec
		111	Fast - 4sec
		112	Slow - 1sec
		113	Med - 1sec
		114	Fast - 1sec
		115	Rapid - 1sec
		116	Slow - <sec
		117	Med - <sec
		118	Fast -<sec
		119	Rapid - <sec
		120	4/min - 2800>4700k
		121	Television: 10/min - 2800>4700
		122	15/min - 2800>4700k
		123	20/min - 2800>4700k
		124	24/min - 2800>4700k
		125	4/min - 6500>10000k
		126	10/min - 6500>10000k
		127	15/min - 6500>10000k
		128	20/min - 6500>10000k
		129	24/min - 6500>10000k
		130	1/2 sec decay
		131	3/4 sec decay
		132	1 sec decay
		133	1 1/2 sec decay
		134	2 sec decay
		135	2 1/2 sec decay
		136	3 sec decay
		137	3 1/2 sec decay
		138	3 3/4 sec decay
		139	4 sec decay
		140	2 sec / 3 flicker
		141	4 sec / 3 flicker
		142	6 sec / 3 flicker
		143	2 sec / 5 flicker
		144	4 sec / 5 flicker
		145	6 sec / 5 flicker
		146	2 sec / 7 flicker
		147	4 sec / 7 flicker

CH	Function	DMX	Description
19	Effects (continued)	148	2 sec / 10 flicker
		149	4 sec / 10 flicker
		150	Welding: Slow / Min Low
		151	Medium / Min Low
		152	Welding: Fast / Min Low
		153	Rapid / Min Low
		154	Welding: Slow / Min 50%
		155	Med / Min 50%
		156	Welding: Fast / Min 50%
		157	Welding: Slow / Min 75%
		158	Med / Min 75%
		159	Welding: Fast / Min 75%
		160	Cholor Chase: 64/min - 30
		161	Cholor Chase: 48/min - 30
		162	Cholor Chase: 32/min - 30
		163	Cholor Chase: 16/min - 30
		164	Cholor Chase: 8/min - 30
		165	Cholor Chase: 64/min - 60
		166	Cholor Chase: 48/min - 60
		167	Cholor Chase: 32/min - 60
		168	Cholor Chase: 16/min - 60
		169	Cholor Chase: 8/min - 60
		170	6/min - Left to Right
		171	12/min - Left to Right
		172	24/min - Left to Right
		173	36/min - Left to Right
		174	72/min - Left to Right
		175	6/min - Right to Left
		176	12/min - Right to Left
		177	24/min - Right to Left
		178	36/min - Right to Left
		179	72/min - Right to Left
		180–255	No function
20	Gel		Same as CH 13 in the mode “Mode 3 - Ultimate” (p. 21)
21	Gel Fine	0–255	Fine adjustment of CH 20
22	Dimmer Curve		Same as CH 15 in the mode “Mode 3 - Ultimate” (p. 33)
23	Strobe Duration		Same as CH 16 in the mode “Mode 3 - Ultimate” (p. 33)
24	Strobe Speed		Same as CH 17 in the mode “Mode 3 - Ultimate” (p. 33)
25	Strobe Mode		Same as CH 18 in the mode “Mode 3 - Ultimate” (p. 33)
26	Fan Mode		Same as CH 19 in the mode “Mode 3 - Ultimate” (p. 34)
27	Control		Same as CH 12 in the mode “Mode 1 - Legacy CCT+RGBW 8Bit” (p. 13)

Mode 5 - Ultimate BI

16-bit parameters use two channels, coarse and fine: value = 256 × coarse value + fine value.

If the device receives DMX in this mode but gives no light, check these channels: CH 1 Dimmer above 0. The GDTF file gives these values for a console's Highlight function: CH 1 Dimmer 255, CH 3 Color Temperature 255, CH 7 Red 1 255, CH 9 Green 1 255, CH 11 Blue 1 255, CH 22 Red 2 255, CH 24 Green 2 255, CH 26 Blue 2 255.

Channel functions at a glance

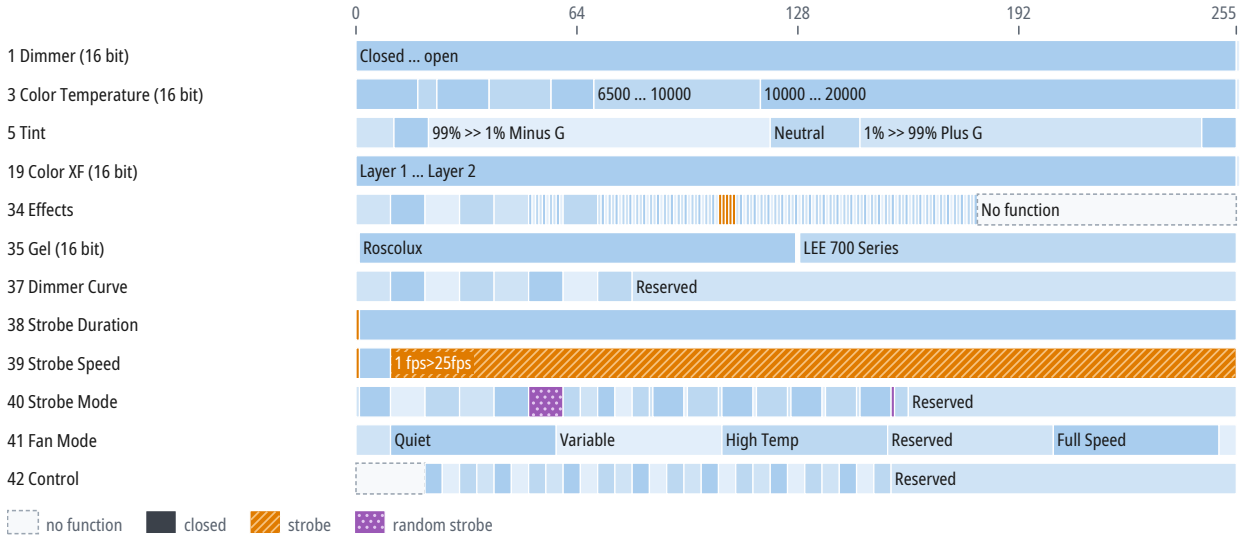

CH	Function	DMX	Description
1	Dimmer		Same as CH 1 in the mode “Mode 2 - Legacy CCT+RGBW 16Bit” (p. 15)
2	Dimmer Fine	0–255	Fine adjustment of CH 1
3	Color Temperature		Same as CH 2 in the mode “Mode 3 - Ultimate” (p. 16)
4	Color Temperature Fine	0–255	Fine adjustment of CH 3
5	Tint		Same as CH 4 in the mode “Mode 3 - Ultimate” (p. 17)
6	Color Model Mode 1	0–9	RGB + CCT
		10–19	HSI + CCT
		20–29	CIE X Y
		30–39	Raw RGBACL
		40–255	No function
7	Red 1	0–255	Min ... max
		255	Max
8	Red 1 Fine	0–255	Fine adjustment of CH 7
9	Green 1	0–255	Min ... max
		255	Max
10	Green 1 Fine	0–255	Fine adjustment of CH 9
11	Blue 1	0–255	Min ... max
		255	Max
12	Blue 1 Fine	0–255	Fine adjustment of CH 11

CH	Function	DMX	Description
13	Colors 1		When CH 6 is 0–9:
		0–255	No Feature RGB CCT
			When CH 6 is 10–19:
		0–85	0 deg (Red) ... 120 deg (Green)
		85–170	120 deg (Green) ... 240 deg (Blue)
		170–255	240 deg (Blue) ... 360 deg
		255	360 deg
			When CH 6 is 20–29:
		0	0>8000
		0–255	>>>
		255	8000
			When CH 6 is 30–39:
		0–255	Amber
			When CH 6 is 40–255:
		0–255	
14	Colors 1 Fine	0–255	Fine adjustment of CH 13
15	Colors 2 1		When CH 6 is 0–9:
		0–255	No Feature RGB CCT
			When CH 6 is 10–19:
		0–255	Min ... Max
		255	Max
			When CH 6 is 20–29:
		0	0>8000
		0–255	>>>
		255	8000
			When CH 6 is 30–39:
		0–255	Min ... max
		255	Max
			When CH 6 is 40–255:
		0–255	
16	Colors 2 1 Fine	0–255	Fine adjustment of CH 15
17	Colors 3 1		When CH 6 is 0–29:
		0–255	No Feature RGB CCT> XY
			When CH 6 is 30–39:
		0–255	Min ... max
		255	Max
			When CH 6 is 40–255:
		0–255	
18	Colors 3 1 Fine	0–255	Fine adjustment of CH 17
19	Color XF	0–255	Layer 1 ... Layer 2
		255	Layer 2

CH	Function	DMX	Description
20	Color XF Fine	0–255	Fine adjustment of CH 19
21	Color Model Mode 2	0–9	RGB + CCT
		10–19	HSI + CCT
		20–29	CIE X Y
		30–39	Raw RGBACL
		40–255	No function
22	Red 2	0–255	Min ... max
		255	Max
23	Red 2 Fine	0–255	Fine adjustment of CH 22
24	Green 2	0–255	Min ... max
		255	Max
25	Green 2 Fine	0–255	Fine adjustment of CH 24
26	Blue 2	0–255	Min ... max
		255	Max
27	Blue 2 Fine	0–255	Fine adjustment of CH 26
28	Colors 2		When CH 6 is 0–9:
		0–255	No Feature RGB CCT
			When CH 6 is 10–19:
		0–85	0 deg (Red) ... 120 deg (Green)
		85–170	120 deg (Green) ... 240 deg (Blue)
		170–255	240 deg (Blue) ... 360 deg
		255	360 deg
			When CH 6 is 20–29:
		0	0>8000
		0–255	>>>
		255	8000
			When CH 6 is 30–39:
		0–255	Amber
			When CH 6 is 40–255:
		0–255	
29	Colors 2 Fine	0–255	Fine adjustment of CH 28
30	Colors 2 2		When CH 6 is 0–9:
		0–255	No Feature RGB CCT
			When CH 6 is 10–19:
		0–255	Min ... Max
		255	Max
			When CH 6 is 20–29:
		0	0>8000
		0–255	>>>
		255	8000
			When CH 6 is 30–39:
		0–255	Min ... max

CH	Function	DMX	Description
30	Colors 2 2 (continued)	255	Max
			When CH 6 is 40–255:
		0–255	
31	Colors 2 2 Fine	0–255	Fine adjustment of CH 30
32	Colors 3 2		When CH 6 is 0–29:
		0–255	No Feature RGB CCT> XY
			When CH 6 is 30–39:
		0–255	Min ... max
		255	Max
			When CH 6 is 40–255:
		0–255	
33	Colors 3 2 Fine	0–255	Fine adjustment of CH 32
34	Effects	0–9	No Effect
		10–19	Party: Slow>Fast
		20–29	Candle: Slow>Fast
		30–39	Clouds: Slow>Fast
		40–49	Club Lights: Slow>Fast
		50	Red 2
		51	Red 5
		52	Blue 2
		53	Blue 5
		54	Blue+Red 1
		55	Blue+Red 2
		56	Blue+Red 5
		57	Blue+White 2
		58	Blue+Amber 2
		59	Blue+Red+White 5
		60–69	Fire: Slow>Fast
		70	Colors Slow
		71	Colors Med
		72	Colors Fast
		73	Whites Slow
		74	Whites Med
		75	Whites Fast
		76	CoWhites Slow
		77	Col+WhitesMed
		78	Col+Whites Fast
		79	Col+Whites Rapid
		80	1 fps
		81	2 fps
		82	3 fps

CH	Function	DMX	Description
34	Effects (continued)	83	5 fps
		84	10 fps
		85	15 fps
		86	17 fps
		87	20 fps
		88	24 fps
		89	25 fps
		90	14 Stk/min - 1 Flash
		91	Rand - 1 Flash
		92	14 Stk/min - 3 Flash
		93	Rand - 3 Flash
		94	6 Stk/min - 6 Flash
		95	14 Stk/min - 6 Flash
		96	Rand - 6 Flash
		97	6 Stk/min - Rand
		98	14 Stk/Min - Rand
		99	RandStk/min - Rand
		100	Bulb 6fpm
		101	Bulb 15fpm
		102	Bulb 40fpm
		103	Bulb 80fpm
		104	Bulb 120fpm
		105	Strobe 6fpm
		106	Strobe 15fpm
		107	Strobe 40fpm
		108	Strobe 80fpm
		109	Strobe 120fpm
		110	Slow - 4sec
		111	Fast - 4sec
		112	Slow - 1sec
		113	Med - 1sec
		114	Fast - 1sec
		115	Rapid - 1sec
		116	Slow - <sec
		117	Med - <sec
		118	Fast -<sec
		119	Rapid - <sec
		120	4/min - 2800>4700k
		121	Television: 10/min - 2800>4700
		122	15/min - 2800>4700k
		123	20/min - 2800>4700k
		124	24/min - 2800>4700k

CH	Function	DMX	Description
34	Effects (continued)	125	4/min - 6500>10000k
		126	10/min - 6500>10000k
		127	15/min - 6500>10000k
		128	20/min - 6500>10000k
		129	24/min - 6500>10000k
		130	1/2 sec decay
		131	3/4 sec decay
		132	1 sec decay
		133	1 1/2 sec decay
		134	2 sec decay
		135	2 1/2 sec decay
		136	3 sec decay
		137	3 1/2 sec decay
		138	3 3/4 sec decay
		139	4 sec decay
		140	2 sec / 3 flicker
		141	4 sec / 3 flicker
		142	6 sec / 3 flicker
		143	2 sec / 5 flicker
		144	4 sec / 5 flicker
		145	6 sec / 5 flicker
		146	2 sec / 7 flicker
		147	4 sec / 7 flicker
		148	2 sec / 10 flicker
		149	4 sec / 10 flicker
		150	Welding: Slow / Min Low
		151	Medium / Min Low
		152	Welding: Fast / Min Low
		153	Rapid / Min Low
		154	Welding: Slow / Min 50%
		155	Med / Min 50%
		156	Welding: Fast / Min 50%
		157	Welding: Slow / Min 75%
		158	Med / Min 75%
		159	Welding: Fast / Min 75%
		160	Cholor Chase: 64/min - 30
		161	Cholor Chase: 48/min - 30
		162	Cholor Chase: 32/min - 30
		163	Cholor Chase: 16/min - 30
		164	Cholor Chase: 8/min - 30
		165	Cholor Chase: 64/min - 60

CH	Function	DMX	Description
34	Effects (continued)	166	Cholor Chase: 48/min - 60
		167	Cholor Chase: 32/min - 60
		168	Cholor Chase: 16/min - 60
		169	Cholor Chase: 8/min - 60
		170	6/min - Left to Right
		171	12/min - Left to Right
		172	24/min - Left to Right
		173	36/min - Left to Right
		174	72/min - Left to Right
		175	6/min - Right to Left
		176	12/min - Right to Left
		177	24/min - Right to Left
		178	36/min - Right to Left
		179	72/min - Right to Left
		180–255	No function
35	Gel		Same as CH 13 in the mode “Mode 3 - Ultimate” (p. 21)
36	Gel Fine	0–255	Fine adjustment of CH 35
37	Dimmer Curve		Same as CH 15 in the mode “Mode 3 - Ultimate” (p. 33)
38	Strobe Duration		Same as CH 16 in the mode “Mode 3 - Ultimate” (p. 33)
39	Strobe Speed		Same as CH 17 in the mode “Mode 3 - Ultimate” (p. 33)
40	Strobe Mode	0–9	Idle
		10–19	Up/Down >>>
		20–29	Strobe Macro: Left/Right >>>
		30–39	Chess >>>
		40–49	In/Out >>>
		50–59	Strobe Macro: Random >>>
		60–64	Zone Macro
		65–69	Cycle >>>
		70–74	Cycle >>> ... Rain >>>
		75–79	Rain >>>
		80–84	Rain >>> ... Strips >>>
		85	Strips >>>
		86–94	Strips >>> ... Wave >>>
		95	Wave >>>
		96–104	Wave >>> ... Bounce >>>
		105	Bounce >>>
		106–114	Bounce >>> ... Left/Right >>>
		115	Zone Macro: Left/Right >>>
		116–124	Left/Right >>> ... Spiral >>>
		125	Spiral >>>
		126–134	Spiral >>> ... Pairs >>>

CH	Function	DMX	Description
40	Strobe Mode (continued)	135	Pairs >>>
		136–144	Pairs >>> ... Misc >>>
		145	Misc >>>
		146–154	Misc >>> ... Random >>>
		155	Zone Macro: Random >>>
		156–159	Random >>> ... Reserved
		160–255	Reserved
41	Fan Mode		Same as CH 19 in the mode “Mode 3 - Ultimate” (p. 34)
42	Control		Same as CH 12 in the mode “Mode 1 - Legacy CCT+RGBW 8Bit” (p. 13)

Mode 6 - 8 Zone RGB

16-bit parameters use two channels, coarse and fine: value = 256 × coarse value + fine value.

If the device receives DMX in this mode but gives no light, check these channels: CH 1 Dimmer above 0. The GDTF file gives these values for a console's Highlight function: CH 1 Dimmer 255, CH 2 Color Temperature 255, CH 5 Red 255 (the same in each of the 8 cells), CH 6 Green 255 (the same in each of the 8 cells), CH 7 Blue 255 (the same in each of the 8 cells).

Channel functions at a glance

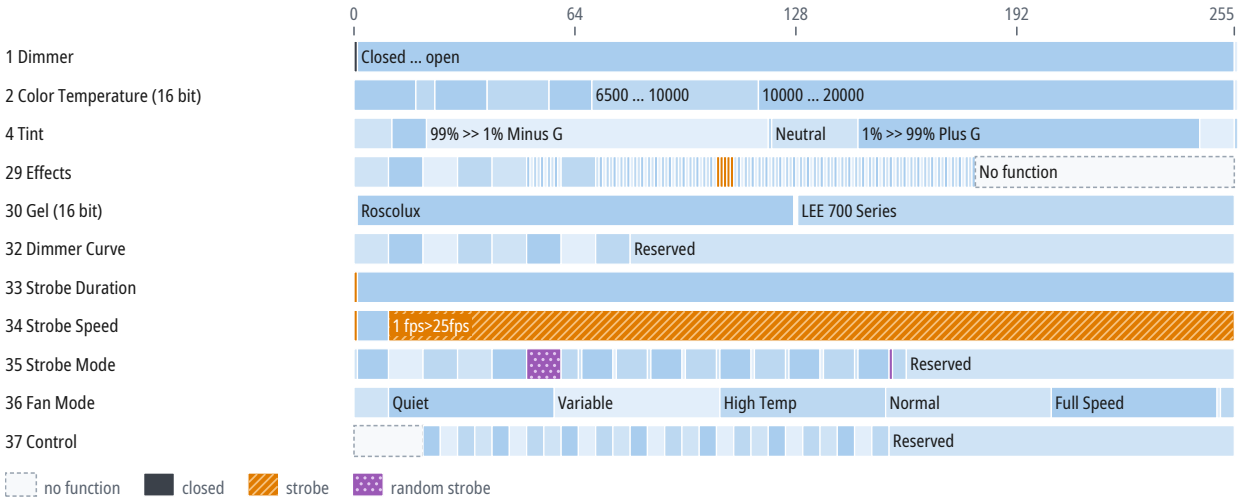

CH	Function	DMX	Description
1	Dimmer		Same as CH 1 in the mode “Mode 1 - Legacy CCT+RGBW 8Bit” (p. 9)
2	Color Temperature		Same as CH 2 in the mode “Mode 3 - Ultimate” (p. 16)
3	Color Temperature Fine	0–255	Fine adjustment of CH 2
4	Tint	0–10	No Effect
		11–20	Full Minus G
		21–119	99% >> 1% Minus G
		120	99% >> 1% Minus G ... Neutral
		121–145	Neutral
		146–244	1% >> 99% Plus G
		245–254	1% >> 99% Plus G ... Full Plus G

CH	Function	DMX	Description
4	Tint (continued)	255	Full Plus G
5	Red 1	0	Min
		1–254	Min ... max
		255	Max
6	Green 1	0	Min
		1–254	Min ... max
		255	Max
7	Blue 1	0	Min
		1–254	Min ... max
		255	Max
29	Effects	0–9	No Effect
		10–19	Party: Slow>Fast
		20–29	Candle: Slow>Fast
		30–39	Clouds: Slow>Fast
		40–49	Club Lights: Slow>Fast
		50	Red 2
		51	Red 5
		52	Blue 2
		53	Blue 5
		54	Blue+Red 1
		55	Blue+Red 2
		56	Blue+Red 5
		57	Blue+White 2
		58	Blue+Amber 2
		59	Blue+Red+White 5
		60–69	Fire: Slow>Fast
		70	Colors Slow
		71	Colors Med
		72	Colors Fast
		73	Whites Slow
		74	Whites Med
		75	Whites Fast
		76	Col+Whites Slow
		77	Col+Whites Med
		78	Col+WhitesFast
		79	Col+Whites Rapid
		80	1 fps
		81	2 fps
		82	3 fps
		83	5 fps
		84	10 fps
		85	15 fps

CH	Function	DMX	Description
29	Effects (continued)	86	17 fps
		87	20 fps
		88	24 fps
		89	25 fps
		90	14 Stk/min - 1 Flash
		91	Rand - 1 Flash
		92	14 Stk/min - 3 Flash
		93	Rand - 3 Flash
		94	6 Stk/min - 6 Flash
		95	14 Stk/min - 6 Flash
		96	Rand - 6 Flash
		97	6 Stk/min - Rand
		98	14 Stk/Min - Rand
		99	RandStk/min - Rand
		100	Bulb 6fpm
		101	Bulb 15fpm
		102	Bulb 40fpm
		103	Bulb 80fpm
		104	Bulb 120fpm
		105	Strobe 6fpm
		106	Strobe 15fpm
		107	Strobe 40fpm
		108	Strobe 80fpm
		109	Strobe 120fpm
		110	Slow - 4sec
		111	Fast - 4sec
		112	Slow - 1sec
		113	Med - 1sec
		114	Fast - 1sec
		115	Rapid - 1sec
		116	Slow - <sec
		117	Med - <sec
		118	Fast -<sec
		119	Rapid - <sec
		120	4/min - 2800>4700k
		121	Television: 10/min - 2800>4700
		122	15/min - 2800>4700k
		123	20/min - 2800>4700k
		124	24/min - 2800>4700k
		125	4/min - 6500>10000k
		126	10/min - 6500>10000k
		127	15/min - 6500>10000k

CH	Function	DMX	Description
29	Effects (continued)	128	20/min - 6500>10000k
		129	24/min - 6500>10000k
		130	1/2 sec decay
		131	3/4 sec decay
		132	1 sec decay
		133	1 1/2 sec decay
		134	2 sec decay
		135	2 1/2 sec decay
		136	3 sec decay
		137	3 1/2 sec decay
		138	3 3/4 sec decay
		139	4 sec decay
		140	2 sec / 3 flicker
		141	4 sec / 3 flicker
		142	6 sec / 3 flicker
		143	2 sec / 5 flicker
		144	4 sec / 5 flicker
		145	6 sec / 5 flicker
		146	2 sec / 7 flicker
		147	4 sec / 7 flicker
		148	2 sec / 10 flicker
		149	4 sec / 10 flicker
		150	Welding: Slow / Min Low
		151	Medium / Min Low
		152	Welding: Fast / Min Low
		153	Rapid / Min Low
		154	Welding: Slow / Min 50%
		155	Med / Min 50%
		156	Welding: Fast / Min 50%
		157	Welding: Slow / Min 75%
		158	Med / Min 75%
		159	Welding: Fast / Min 75%
		160	Cholor Chase: 64/min - 30
		161	Cholor Chase: 48/min - 30
		162	Cholor Chase: 32/min - 30
		163	Cholor Chase: 16/min - 30
		164	Cholor Chase: 8/min - 30
		165	Cholor Chase: 64/min - 60
		166	Cholor Chase: 48/min - 60
		167	Cholor Chase: 32/min - 60
		168	Cholor Chase: 16/min - 60
		169	Cholor Chase: 8/min - 60

CH	Function	DMX	Description
29	Effects (continued)	170	6/min - Left to Right
		171	12/min - Left to Right
		172	24/min - Left to Right
		173	36/min - Left to Right
		174	72/min - Left to Right
		175	6/min - Right to Left
		176	12/min - Right to Left
		177	24/min - Right to Left
		178	36/min - Right to Left
		179	72/min - Right to Left
		180–255	No function
30	Gel		Same as CH 13 in the mode “Mode 3 - Ultimate” (p. 21)
31	Gel Fine	0–255	Fine adjustment of CH 30
32	Dimmer Curve		Same as CH 15 in the mode “Mode 3 - Ultimate” (p. 33)
33	Strobe Duration		Same as CH 16 in the mode “Mode 3 - Ultimate” (p. 33)
34	Strobe Speed		Same as CH 17 in the mode “Mode 3 - Ultimate” (p. 33)
35	Strobe Mode		Same as CH 18 in the mode “Mode 3 - Ultimate” (p. 33)
36	Fan Mode		Same as CH 9 in the mode “Mode 1 - Legacy CCT+RGBW 8Bit” (p. 10)
37	Control		Same as CH 12 in the mode “Mode 1 - Legacy CCT+RGBW 8Bit” (p. 13)

CH 5–28: 8 cells of 3 channels each. Every cell works as cell 1 in the table above (CH 5–7); the table below gives each cell's channel numbers.

Cell	Red	Green	Blue	Cell	Red	Green	Blue	Cell	Red	Green	Blue
1	5	6	7	2	8	9	10	3	11	12	13
4	14	15	16	5	17	18	19	6	20	21	22
7	23	24	25	8	26	27	28				

Mode 7 - 16 Zone RGB

16-bit parameters use two channels, coarse and fine: value = 256 × coarse value + fine value.

If the device receives DMX in this mode but gives no light, check these channels: CH 1 Dimmer above 0. The GDTF file gives these values for a console's Highlight function: CH 1 Dimmer 255, CH 2 Color Temperature 255, CH 5 Red 255 (the same in each of the 16 cells), CH 6 Green 255 (the same in each of the 16 cells), CH 7 Blue 255 (the same in each of the 16 cells).

Channel functions at a glance

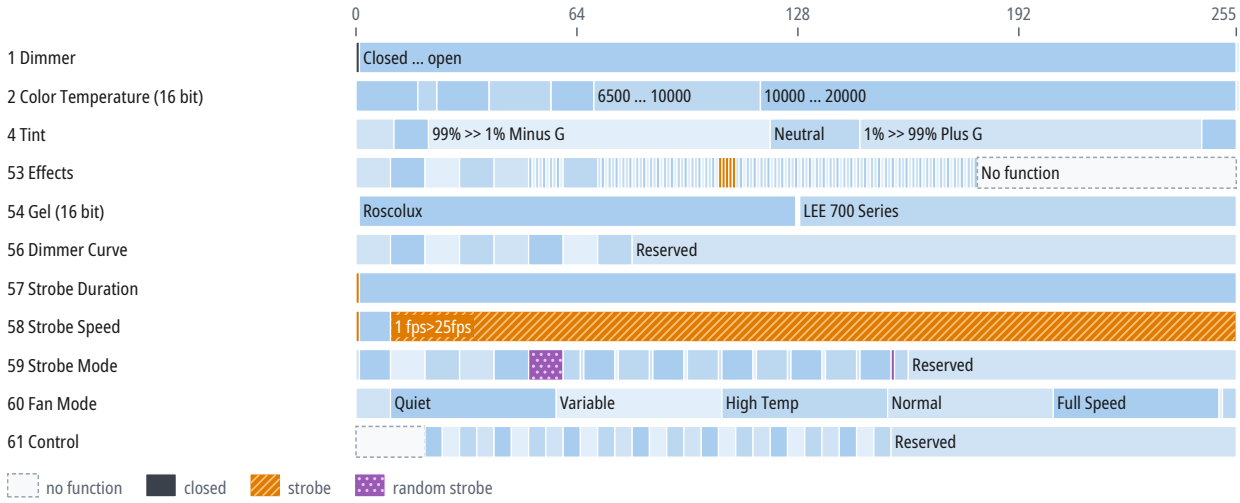

CH	Function	DMX	Description
1	Dimmer		Same as CH 1 in the mode “Mode 1 - Legacy CCT+RGBW 8Bit” (p. 9)
2	Color Temperature		Same as CH 2 in the mode “Mode 3 - Ultimate” (p. 16)
3	Color Temperature Fine	0–255	Fine adjustment of CH 2
4	Tint		Same as CH 4 in the mode “Mode 3 - Ultimate” (p. 17)
5	Red 1	0	Min
		1–254	Min ... max
		255	Max
6	Green 1	0	Min
		1–254	Min ... max
		255	Max
7	Blue 1	0	Min
		1–254	Min ... max
		255	Max
53	Effects	0–9	No Effect
		10–19	Party: Slow>Fast
		20–29	Candle: Slow>Fast
		30–39	Clouds: Slow>Fast
		40–49	Club Lights: Slow>Fast
		50	Red 2
		51	Red 5
		52	Blue 2

CH	Function	DMX	Description
53	Effects (continued)	53	Blue 5
		54	Blue+Red 1
		55	Blue+Red 2
		56	Blue+Red 5
		57	Blue+White 2
		58	Blue+Amber 2
		59	Blue+Red+White 5
		60–69	Fire: Slow>Fast
		70	Colors Slow
		71	Colors Med
		72	Colors Fast
		73	Whites Slow
		74	WhitesMed
		75	Whites Fast
		76	Col+Whites Slow
		77	Col+Whites Med
		78	Col+Whites Fast
		79	Col+Whites Rapid
		80	1 fps
		81	2 fps
		82	3 fps
		83	5 fps
		84	10 fps
		85	15 fps
		86	17 fps
		87	20 fps
		88	24 fps
		89	25 fps
		90	14 Stk/min - 1 Flash
		91	Rand - 1 Flash
		92	14 Stk/min - 3 Flash
		93	Rand - 3 Flash
		94	6 Stk/min - 6 Flash
		95	14 Stk/min - 6 Flash
		96	Rand - 6 Flash
		97	6 Stk/min - Rand
		98	14 Stk/Min - Rand
		99	RandStk/min - Rand
		100	Bulb 6fpm
		101	Bulb 15fpm
		102	Bulb 40fpm
		103	Bulb 80fpm

CH	Function	DMX	Description
53	Effects (continued)	104	Bulb 120fpm
		105	Strobe 6fpm
		106	Strobe 15fpm
		107	Strobe 40fpm
		108	Strobe 80fpm
		109	Strobe 120fpm
		110	Slow - 4sec
		111	Fast - 4sec
		112	Slow - 1sec
		113	Med - 1sec
		114	Fast - 1sec
		115	Rapid - 1sec
		116	Slow - <sec
		117	Med - <sec
		118	Fast -<sec
		119	Rapid - <sec
		120	4/min - 2800>4700k
		121	Television: 10/min - 2800>4700
		122	15/min - 2800>4700k
		123	20/min - 2800>4700k
		124	24/min - 2800>4700k
		125	4/min - 6500>10000k
		126	10/min - 6500>10000k
		127	15/min - 6500>10000k
		128	20/min - 6500>10000k
		129	24/min - 6500>10000k
		130	1/2 sec decay
		131	3/4 sec decay
		132	1 sec decay
		133	1 1/2 sec decay
		134	2 sec decay
		135	2 1/2 sec decay
		136	3 sec decay
		137	3 1/2 sec decay
		138	3 3/4 sec decay
		139	4 sec decay
		140	2 sec / 3 flicker
		141	4 sec / 3 flicker
		142	6 sec / 3 flicker
		143	2 sec / 5 flicker
		144	4 sec / 5 flicker
		145	6 sec / 5 flicker

CH	Function	DMX	Description
53	Effects (continued)	146	2 sec / 7 flicker
		147	4 sec / 7 flicker
		148	2 sec / 10 flicker
		149	4 sec / 10 flicker
		150	Welding: Slow / Min Low
		151	Medium / Min Low
		152	Welding: Fast / Min Low
		153	Rapid / Min Low
		154	Welding: Slow / Min 50%
		155	Med / Min 50%
		156	Welding: Fast / Min 50%
		157	Welding: Slow / Min 75%
		158	Med / Min 75%
		159	Welding: Fast / Min 75%
		160	Cholor Chase: 64/min - 30
		161	Cholor Chase: 48/min - 30
		162	Cholor Chase: 32/min - 30
		163	Cholor Chase: 16/min - 30
		164	Cholor Chase: 8/min - 30
		165	Cholor Chase: 64/min - 60
		166	Cholor Chase: 48/min - 60
		167	Cholor Chase: 32/min - 60
		168	Cholor Chase: 16/min - 60
		169	Cholor Chase: 8/min - 60
		170	6/min - Left to Right
		171	12/min - Left to Right
		172	24/min - Left to Right
		173	36/min - Left to Right
		174	72/min - Left to Right
		175	6/min - Right to Left
		176	12/min - Right to Left
		177	24/min - Right to Left
		178	36/min - Right to Left
		179	72/min - Right to Left
		180–255	No function
54	Gel		Same as CH 13 in the mode “Mode 3 - Ultimate” (p. 21)
55	Gel Fine	0–255	Fine adjustment of CH 54
56	Dimmer Curve		Same as CH 15 in the mode “Mode 3 - Ultimate” (p. 33)
57	Strobe Duration		Same as CH 16 in the mode “Mode 3 - Ultimate” (p. 33)
58	Strobe Speed		Same as CH 17 in the mode “Mode 3 - Ultimate” (p. 33)

CH	Function	DMX	Description
59	Strobe Mode		Same as CH 18 in the mode “Mode 3 - Ultimate” (p. 33)
60	Fan Mode		Same as CH 9 in the mode “Mode 1 - Legacy CCT+RGBW 8Bit” (p. 10)
61	Control		Same as CH 12 in the mode “Mode 1 - Legacy CCT+RGBW 8Bit” (p. 13)

CH 5–52: 16 cells of 3 channels each. Every cell works as cell 1 in the table above (CH 5–7); the table below gives each cell's channel numbers.

Cell	Red	Green	Blue	Cell	Red	Green	Blue	Cell	Red	Green	Blue
1	5	6	7	2	8	9	10	3	11	12	13
4	14	15	16	5	17	18	19	6	20	21	22
7	23	24	25	8	26	27	28	9	29	30	31
10	32	33	34	11	35	36	37	12	38	39	40
13	41	42	43	14	44	45	46	15	47	48	49
16	50	51	52								

Mode 8 - 24 Zone RGB

16-bit parameters use two channels, coarse and fine: value = 256 × coarse value + fine value.

If the device receives DMX in this mode but gives no light, check these channels: CH 1 Dimmer above 0. The GDTF file gives these values for a console's Highlight function: CH 1 Dimmer 255, CH 2 Color Temperature 255, CH 5 Red 255 (the same in each of the 24 cells), CH 6 Green 255 (the same in each of the 24 cells), CH 7 Blue 255 (the same in each of the 24 cells).

Channel functions at a glance

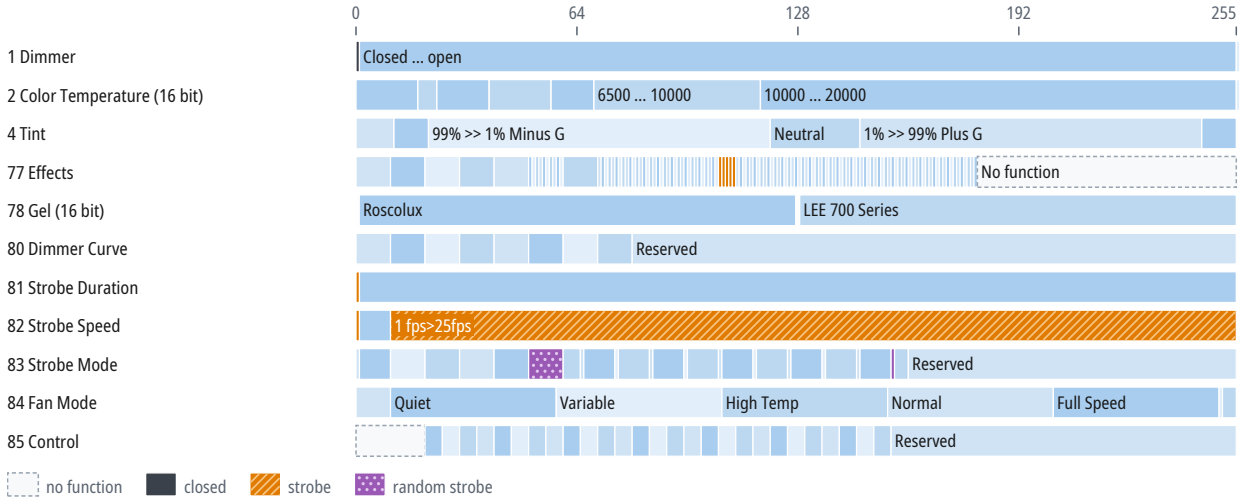

CH	Function	DMX	Description
1	Dimmer		Same as CH 1 in the mode “Mode 1 - Legacy CCT+RGBW 8Bit” (p. 9)
2	Color Temperature		Same as CH 2 in the mode “Mode 3 - Ultimate” (p. 16)
3	Color Temperature Fine	0–255	Fine adjustment of CH 2
4	Tint		Same as CH 4 in the mode “Mode 3 - Ultimate” (p. 17)

CH	Function	DMX	Description
5	Red 1	0	Min
		1–254	Min … max
		255	Max
6	Green 1	0	Min
		1–254	Min … max
		255	Max
7	Blue 1	0	Min
		1–254	Min … max
		255	Max
77	Effects		Same as CH 19 in the mode “Mode 4 - Ultimate Extended” (p. 36)
78	Gel		Same as CH 13 in the mode “Mode 3 - Ultimate” (p. 21)
79	Gel Fine	0–255	Fine adjustment of CH 78
80	Dimmer Curve		Same as CH 15 in the mode “Mode 3 - Ultimate” (p. 33)
81	Strobe Duration		Same as CH 16 in the mode “Mode 3 - Ultimate” (p. 33)
82	Strobe Speed		Same as CH 17 in the mode “Mode 3 - Ultimate” (p. 33)
83	Strobe Mode		Same as CH 18 in the mode “Mode 3 - Ultimate” (p. 33)
84	Fan Mode		Same as CH 9 in the mode “Mode 1 - Legacy CCT+RGBW 8Bit” (p. 10)
85	Control		Same as CH 12 in the mode “Mode 1 - Legacy CCT+RGBW 8Bit” (p. 13)

CH 5–76: 24 cells of 3 channels each. Every cell works as cell 1 in the table above (CH 5–7); the table below gives each cell's channel numbers.

Cell	Red	Green	Blue	Cell	Red	Green	Blue	Cell	Red	Green	Blue
1	5	6	7	2	8	9	10	3	11	12	13
4	14	15	16	5	17	18	19	6	20	21	22
7	23	24	25	8	26	27	28	9	29	30	31
10	32	33	34	11	35	36	37	12	38	39	40
13	41	42	43	14	44	45	46	15	47	48	49
16	50	51	52	17	53	54	55	18	56	57	58
19	59	60	61	20	62	63	64	21	65	66	67
22	68	69	70	23	71	72	73	24	74	75	76

Mode 9 - 8 Zone CCT+RGB

16-bit parameters use two channels, coarse and fine: value = 256 × coarse value + fine value.

If the device receives DMX in this mode but gives no light, check these channels: CH 1 Dimmer 1 above 0; CH 4 Dimmer 2 above 0; CH 16 Dimmer 3 above 0; CH 28 Dimmer 4 above 0; CH 40 Dimmer 5 above 0; CH 52 Dimmer 6 above 0; CH 64 Dimmer 7 above 0; CH 76 Dimmer 8 above 0; CH 88 Dimmer 9 above 0. The GDTF file gives these values for a console's Highlight function: CH 1 Dimmer 1 255, CH 4 Dimmer 2 255, CH 6 Color Temperature 1 255, CH 10 Red 1 255, CH 12 Green 1 255, CH 14 Blue 1 255, CH 16 Dimmer 3 255, CH 18 Color Temperature 2 255, CH 22 Red 2 255, CH 24 Green 2 255, CH 26 Blue 2 255, CH 28 Dimmer 4 255, CH 30 Color Temperature 3 255, CH 34 Red 3 255, CH 36 Green 3 255, CH 38 Blue 3 255, CH 40 Dimmer 5 255, CH 42 Color Temperature 4 255, CH 46 Red 4 255, CH 48 Green 4 255, CH 50 Blue 4 255, CH 52 Dimmer 6 255, CH 54 Color Temperature 5 255, CH 58 Red 5 255, CH 60 Green 5 255, CH 62 Blue 5 255, CH 64 Dimmer 7 255, CH 66 Color Temperature 6 255, CH 70 Red 6 255, CH 72 Green 6 255, CH 74 Blue 6 255, CH 76 Dimmer 8 255, CH 78 Color Temperature 7 255, CH 82 Red 7 255, CH 84 Green 7 255, CH 86 Blue 7 255, CH 88 Dimmer 9 255, CH 90 Color Temperature 8 255, CH 94 Red 8 255, CH 96 Green 8 255, CH 98 Blue 8 255.

Channel functions at a glance

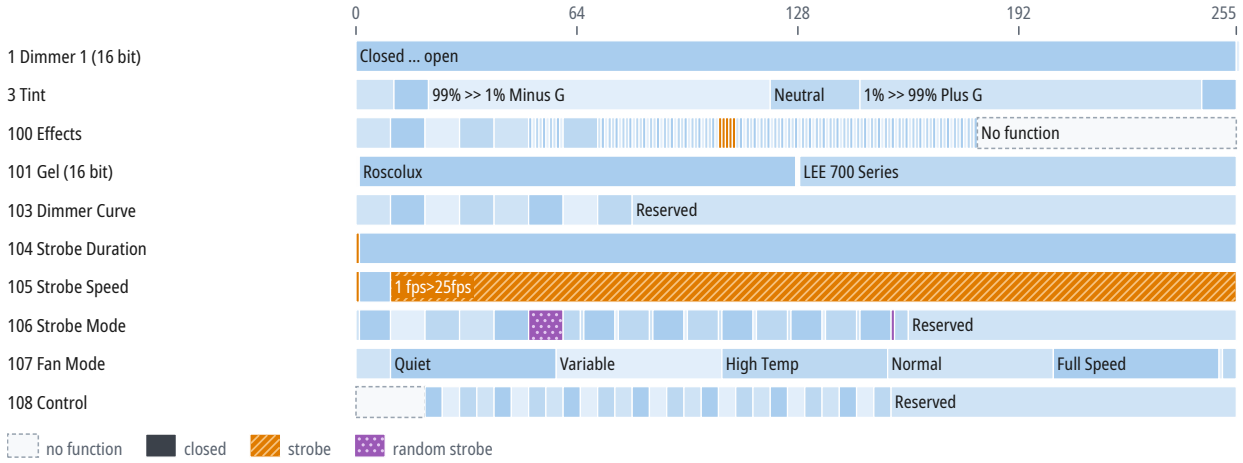

CH	Function	DMX	Description
1	Dimmer 1	0–255	Closed ... open
		255	Open
2	Dimmer 1 Fine	0–255	Fine adjustment of CH 1
3	Tint		Same as CH 4 in the mode “Mode 3 - Ultimate” (p. 17)
4	Dimmer 2	0–255	Closed ... open
		255	Open
5	Dimmer 2 Fine	0–255	Fine adjustment of CH 4
6	Color Temperature 1	0–17	1500 ... 2800
		17–23	2800 ... 3200
		23–38	3200 ... 4300
		38–56	4300 ... 5600
		56–69	5600 ... 6500
		69–117	6500 ... 10000
		117–255	10000 ... 20000
		255	20000

CH	Function	DMX	Description
7	Color Temperature 1 Fine	0–255	Fine adjustment of CH 6
8	Color XF 1		White/Color XF
		0–255	White ... Color
		255	Color
9	Color XF 1 Fine	0–255	Fine adjustment of CH 8
10	Red 1		Same as CH 7 in the mode “Mode 5 - Ultimate BI” (p. 40)
11	Red 1 Fine	0–255	Fine adjustment of CH 10
12	Green 1		Same as CH 9 in the mode “Mode 5 - Ultimate BI” (p. 40)
13	Green 1 Fine	0–255	Fine adjustment of CH 12
14	Blue 1		Same as CH 11 in the mode “Mode 5 - Ultimate BI” (p. 40)
15	Blue 1 Fine	0–255	Fine adjustment of CH 14
16	Dimmer 3	0–255	Closed ... open
		255	Open
17	Dimmer 3 Fine	0–255	Fine adjustment of CH 16
18	Color Temperature 2	0–17	1500 ... 2800
		17–23	2800 ... 3200
		23–38	3200 ... 4300
		38–56	4300 ... 5600
		56–69	5600 ... 6500
		69–117	6500 ... 10000
		117–255	10000 ... 20000
		255	20000
19	Color Temperature 2 Fine	0–255	Fine adjustment of CH 18
20	Color XF 2		White/Color XF
		0–255	White ... Color
		255	Color
21	Color XF 2 Fine	0–255	Fine adjustment of CH 20
22	Red 2		Same as CH 22 in the mode “Mode 5 - Ultimate BI” (p. 42)
23	Red 2 Fine	0–255	Fine adjustment of CH 22
24	Green 2		Same as CH 24 in the mode “Mode 5 - Ultimate BI” (p. 42)
25	Green 2 Fine	0–255	Fine adjustment of CH 24
26	Blue 2		Same as CH 26 in the mode “Mode 5 - Ultimate BI” (p. 42)
27	Blue 2 Fine	0–255	Fine adjustment of CH 26
28	Dimmer 4	0–255	Closed ... open
		255	Open
29	Dimmer 4 Fine	0–255	Fine adjustment of CH 28
30	Color Temperature 3	0–17	1500 ... 2800
		17–23	2800 ... 3200
		23–38	3200 ... 4300
		38–56	4300 ... 5600
		56–69	5600 ... 6500
		69–117	6500 ... 10000

CH	Function	DMX	Description
30	Color Temperature 3 (continued)	117–255	10000 … 20000
		255	20000
31	Color Temperature 3 Fine	0–255	Fine adjustment of CH 30
32	Color XF 3		White/Color XF
		0–255	White … Color
		255	Color
33	Color XF 3 Fine	0–255	Fine adjustment of CH 32
34	Red 3	0–255	Min … max
		255	Max
35	Red 3 Fine	0–255	Fine adjustment of CH 34
36	Green 3	0–255	Min … max
		255	Max
37	Green 3 Fine	0–255	Fine adjustment of CH 36
38	Blue 3	0–255	Min … max
		255	Max
39	Blue 3 Fine	0–255	Fine adjustment of CH 38
40	Dimmer 5	0–255	Closed … open
		255	Open
41	Dimmer 5 Fine	0–255	Fine adjustment of CH 40
42	Color Temperature 4	0–17	1500 … 2800
		17–23	2800 … 3200
		23–38	3200 … 4300
		38–56	4300 … 5600
		56–69	5600 … 6500
		69–117	6500 … 10000
		117–255	10000 … 20000
		255	20000
43	Color Temperature 4 Fine	0–255	Fine adjustment of CH 42
44	Color XF 4		White/Color XF
		0–255	White … Color
		255	Color
45	Color XF 4 Fine	0–255	Fine adjustment of CH 44
46	Red 4	0–255	Min … max
		255	Max
47	Red 4 Fine	0–255	Fine adjustment of CH 46
48	Green 4	0–255	Min … max
		255	Max
49	Green 4 Fine	0–255	Fine adjustment of CH 48
50	Blue 4	0–255	Min … max
		255	Max
51	Blue 4 Fine	0–255	Fine adjustment of CH 50
52	Dimmer 6	0–255	Closed … open

CH	Function	DMX	Description
52	Dimmer 6 (continued)	255	Open
53	Dimmer 6 Fine	0–255	Fine adjustment of CH 52
54	Color Temperature 5	0–17	1500 … 2800
		17–23	2800 … 3200
		23–38	3200 … 4300
		38–56	4300 … 5600
		56–69	5600 … 6500
		69–117	6500 … 10000
		117–255	10000 … 20000
		255	20000
55	Color Temperature 5 Fine	0–255	Fine adjustment of CH 54
56	Color XF 5		White/Color XF
		0–255	White … Color
		255	Color
57	Color XF 5 Fine	0–255	Fine adjustment of CH 56
58	Red 5	0–255	Min … max
		255	Max
59	Red 5 Fine	0–255	Fine adjustment of CH 58
60	Green 5	0–255	Min … max
		255	Max
61	Green 5 Fine	0–255	Fine adjustment of CH 60
62	Blue 5	0–255	Min … max
		255	Max
63	Blue 5 Fine	0–255	Fine adjustment of CH 62
64	Dimmer 7	0–255	Closed … open
		255	Open
65	Dimmer 7 Fine	0–255	Fine adjustment of CH 64
66	Color Temperature 6	0–17	1500 … 2800
		17–23	2800 … 3200
		23–38	3200 … 4300
		38–56	4300 … 5600
		56–69	5600 … 6500
		69–117	6500 … 10000
		117–255	10000 … 20000
		255	20000
67	Color Temperature 6 Fine	0–255	Fine adjustment of CH 66
68	Color XF 6		White/Color XF
		0–255	White … Color
		255	Color
69	Color XF 6 Fine	0–255	Fine adjustment of CH 68
70	Red 6	0–255	Min … max
		255	Max

CH	Function	DMX	Description
71	Red 6 Fine	0–255	Fine adjustment of CH 70
72	Green 6	0–255	Min ... max
		255	Max
73	Green 6 Fine	0–255	Fine adjustment of CH 72
74	Blue 6	0–255	Min ... max
		255	Max
75	Blue 6 Fine	0–255	Fine adjustment of CH 74
76	Dimmer 8	0–255	Closed ... open
		255	Open
77	Dimmer 8 Fine	0–255	Fine adjustment of CH 76
78	Color Temperature 7	0–17	1500 ... 2800
		17–23	2800 ... 3200
		23–38	3200 ... 4300
		38–56	4300 ... 5600
		56–69	5600 ... 6500
		69–117	6500 ... 10000
		117–255	10000 ... 20000
		255	20000
79	Color Temperature 7 Fine	0–255	Fine adjustment of CH 78
80	Color XF 7		White/Color XF
		0–255	White ... Color
		255	Color
81	Color XF 7 Fine	0–255	Fine adjustment of CH 80
82	Red 7	0–255	Min ... max
		255	Max
83	Red 7 Fine	0–255	Fine adjustment of CH 82
84	Green 7	0–255	Min ... max
		255	Max
85	Green 7 Fine	0–255	Fine adjustment of CH 84
86	Blue 7	0–255	Min ... max
		255	Max
87	Blue 7 Fine	0–255	Fine adjustment of CH 86
88	Dimmer 9	0–255	Closed ... open
		255	Open
89	Dimmer 9 Fine	0–255	Fine adjustment of CH 88
90	Color Temperature 8	0–17	1500 ... 2800
		17–23	2800 ... 3200
		23–38	3200 ... 4300
		38–56	4300 ... 5600
		56–69	5600 ... 6500
		69–117	6500 ... 10000
		117–255	10000 ... 20000

CH	Function	DMX	Description
90	Color Temperature 8 (continued)	255	20000
91	Color Temperature 8 Fine	0–255	Fine adjustment of CH 90
92	Color XF 8		White/Color XF
		0–255	White ... Color
		255	Color
93	Color XF 8 Fine	0–255	Fine adjustment of CH 92
94	Red 8	0–255	Min ... max
		255	Max
95	Red 8 Fine	0–255	Fine adjustment of CH 94
96	Green 8	0–255	Min ... max
		255	Max
97	Green 8 Fine	0–255	Fine adjustment of CH 96
98	Blue 8	0–255	Min ... max
		255	Max
99	Blue 8 Fine	0–255	Fine adjustment of CH 98
100	Effects		Same as CH 19 in the mode “Mode 4 - Ultimate Extended” (p. 36)
101	Gel		Same as CH 13 in the mode “Mode 3 - Ultimate” (p. 21)
102	Gel Fine	0–255	Fine adjustment of CH 101
103	Dimmer Curve		Same as CH 15 in the mode “Mode 3 - Ultimate” (p. 33)
104	Strobe Duration		Same as CH 16 in the mode “Mode 3 - Ultimate” (p. 33)
105	Strobe Speed		Same as CH 17 in the mode “Mode 3 - Ultimate” (p. 33)
106	Strobe Mode		Same as CH 18 in the mode “Mode 3 - Ultimate” (p. 33)
107	Fan Mode		Same as CH 9 in the mode “Mode 1 - Legacy CCT+RGBW 8Bit” (p. 10)
108	Control		Same as CH 12 in the mode “Mode 1 - Legacy CCT+RGBW 8Bit” (p. 13)

Mode 10 - 8 Zone CCT+RGBACL

16-bit parameters use two channels, coarse and fine: value = 256 × coarse value + fine value.

If the device receives DMX in this mode but gives no light, check these channels: CH 1 Dimmer 1 above 0; CH 4 Dimmer 2 above 0; CH 22 Dimmer 3 above 0; CH 40 Dimmer 4 above 0; CH 58 Dimmer 5 above 0; CH 76 Dimmer 6 above 0; CH 94 Dimmer 7 above 0; CH 112 Dimmer 8 above 0; CH 130 Dimmer 9 above 0. The GDTF file gives these values for a console's Highlight function: CH 1 Dimmer 1 255, CH 4 Dimmer 2 255, CH 6 Color Temperature 1 255, CH 10 Red 1 255, CH 12 Green 1 255, CH 14 Blue 1 255, CH 16 Color Add A 1 255, CH 18 Cyan 1 255, CH 20 Color ADD L 1 255, CH 22 Dimmer 3 255, CH 24 Color Temperature 2 255, CH 28 Red 2 255, CH 30 Green 2 255, CH 32 Blue 2 255, CH 34 Color Add A 2 255, CH 36 Cyan 2 255, CH 38 Color ADD L 2 255, CH 40 Dimmer 4 255, CH 42 Color Temperature 3 255, CH 46 Red 3 255, CH 48 Green 3 255, CH 50 Blue 3 255, CH 52 Color Add A 3 255, CH 54 Cyan 3 255, CH 56 Color ADD L 3 255, CH 58 Dimmer 5 255, CH 60 Color Temperature 4 255, CH 64 Red 4 255, CH 66 Green 4 255, CH 68 Blue 4 255, CH 70 Color Add A 4 255, CH 72 Cyan 4 255, CH 74 Color ADD L 4 255, CH 76 Dimmer 6 255, CH 78 Color Temperature 5 255, CH 82 Red 5 255, CH 84 Green 5 255, CH 86 Blue 5 255, CH 88 Color Add A 5 255, CH 90 Cyan 5 255, CH 92 Color ADD L 5 255, CH 94 Dimmer 7 255, CH 96 Color Temperature 6 255, CH 100 Red 6 255, CH 102 Green 6 255, CH 104 Blue 6 255, CH 106 Color Add A 6 255, CH 108 Cyan 6 255, CH 110 Color ADD L 6 255, CH 112 Dimmer 8 255, CH 114 Color Temperature 7 255, CH 118 Red 7 255, CH 120 Green 7 255, CH 122 Blue 7 255, CH 124 Color Add A 7 255, CH 126 Cyan

7 255, CH 128 Color ADD L 7 255, CH 130 Dimmer 9 255, CH 132 Color Temperature 8 255, CH 136 Red 8 255, CH 138 Green 8 255, CH 140 Blue 8 255, CH 142 Color Add A 8 255, CH 144 Cyan 8 255, CH 146 Color ADD L 8 255.

Channel functions at a glance

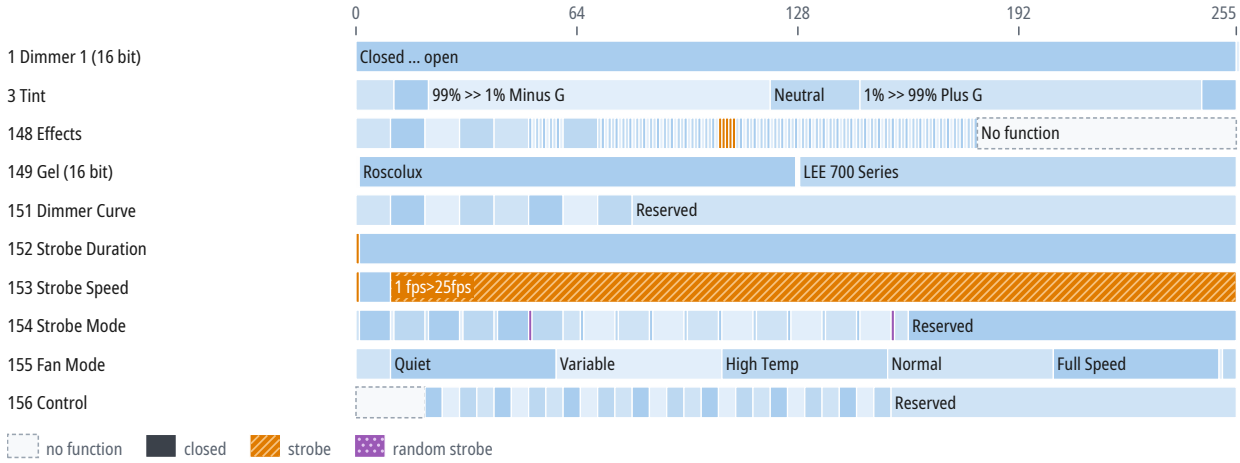

CH	Function	DMX	Description
1	Dimmer 1		Same as CH 1 in the mode “Mode 9 - 8 Zone CCT+RGB” (p. 58)
2	Dimmer 1 Fine	0–255	Fine adjustment of CH 1
3	Tint		Same as CH 4 in the mode “Mode 3 - Ultimate” (p. 17)
4	Dimmer 2		Same as CH 4 in the mode “Mode 9 - 8 Zone CCT+RGB” (p. 58)
5	Dimmer 2 Fine	0–255	Fine adjustment of CH 4
6	Color Temperature 1		Same as CH 6 in the mode “Mode 9 - 8 Zone CCT+RGB” (p. 58)
7	Color Temperature 1 Fine	0–255	Fine adjustment of CH 6
8	Color XF 1		Same as CH 8 in the mode “Mode 9 - 8 Zone CCT+RGB” (p. 59)
9	Color XF 1 Fine	0–255	Fine adjustment of CH 8
10	Red 1		Same as CH 7 in the mode “Mode 5 - Ultimate BI” (p. 40)
11	Red 1 Fine	0–255	Fine adjustment of CH 10
12	Green 1		Same as CH 9 in the mode “Mode 5 - Ultimate BI” (p. 40)
13	Green 1 Fine	0–255	Fine adjustment of CH 12
14	Blue 1		Same as CH 11 in the mode “Mode 5 - Ultimate BI” (p. 40)
15	Blue 1 Fine	0–255	Fine adjustment of CH 14
16	Color Add A 1	0–255	Min ... max
		255	Max
17	Color Add A 1 Fine	0–255	Fine adjustment of CH 16
18	Cyan 1	0–255	Min ... max
		255	Max
19	Cyan 1 Fine	0–255	Fine adjustment of CH 18
20	Color ADD L 1	0–255	Min ... max
		255	Max
21	Color ADD L 1 Fine	0–255	Fine adjustment of CH 20
22	Dimmer 3		Same as CH 16 in the mode “Mode 9 - 8 Zone CCT+RGB” (p. 59)

CH	Function	DMX	Description
23	Dimmer 3 Fine	0–255	Fine adjustment of CH 22
24	Color Temperature 2		Same as CH 18 in the mode “Mode 9 - 8 Zone CCT+RGB” (p. 59)
25	Color Temperature 2 Fine	0–255	Fine adjustment of CH 24
26	Color XF 2		Same as CH 20 in the mode “Mode 9 - 8 Zone CCT+RGB” (p. 59)
27	Color XF 2 Fine	0–255	Fine adjustment of CH 26
28	Red 2		Same as CH 22 in the mode “Mode 5 - Ultimate BI” (p. 42)
29	Red 2 Fine	0–255	Fine adjustment of CH 28
30	Green 2		Same as CH 24 in the mode “Mode 5 - Ultimate BI” (p. 42)
31	Green 2 Fine	0–255	Fine adjustment of CH 30
32	Blue 2		Same as CH 26 in the mode “Mode 5 - Ultimate BI” (p. 42)
33	Blue 2 Fine	0–255	Fine adjustment of CH 32
34	Color Add A 2	0–255	Min ... max
		255	Max
35	Color Add A 2 Fine	0–255	Fine adjustment of CH 34
36	Cyan 2	0–255	Min ... max
		255	Max
37	Cyan 2 Fine	0–255	Fine adjustment of CH 36
38	Color ADD L 2	0–255	Min ... max
		255	Max
39	Color ADD L 2 Fine	0–255	Fine adjustment of CH 38
40	Dimmer 4		Same as CH 28 in the mode “Mode 9 - 8 Zone CCT+RGB” (p. 59)
41	Dimmer 4 Fine	0–255	Fine adjustment of CH 40
42	Color Temperature 3		Same as CH 30 in the mode “Mode 9 - 8 Zone CCT+RGB” (p. 59)
43	Color Temperature 3 Fine	0–255	Fine adjustment of CH 42
44	Color XF 3		Same as CH 32 in the mode “Mode 9 - 8 Zone CCT+RGB” (p. 60)
45	Color XF 3 Fine	0–255	Fine adjustment of CH 44
46	Red 3		Same as CH 34 in the mode “Mode 9 - 8 Zone CCT+RGB” (p. 60)
47	Red 3 Fine	0–255	Fine adjustment of CH 46
48	Green 3		Same as CH 36 in the mode “Mode 9 - 8 Zone CCT+RGB” (p. 60)
49	Green 3 Fine	0–255	Fine adjustment of CH 48
50	Blue 3		Same as CH 38 in the mode “Mode 9 - 8 Zone CCT+RGB” (p. 60)
51	Blue 3 Fine	0–255	Fine adjustment of CH 50
52	Color Add A 3	0–255	Min ... max
		255	Max
53	Color Add A 3 Fine	0–255	Fine adjustment of CH 52

CH	Function	DMX	Description
54	Cyan 3	0–255	Min ... max
		255	Max
55	Cyan 3 Fine	0–255	Fine adjustment of CH 54
56	Color ADD L 3	0–255	Min ... max
		255	Max
57	Color ADD L 3 Fine	0–255	Fine adjustment of CH 56
58	Dimmer 5		Same as CH 40 in the mode “Mode 9 - 8 Zone CCT+RGB” (p. 60)
59	Dimmer 5 Fine	0–255	Fine adjustment of CH 58
60	Color Temperature 4		Same as CH 42 in the mode “Mode 9 - 8 Zone CCT+RGB” (p. 60)
61	Color Temperature 4 Fine	0–255	Fine adjustment of CH 60
62	Color XF 4		Same as CH 44 in the mode “Mode 9 - 8 Zone CCT+RGB” (p. 60)
63	Color XF 4 Fine	0–255	Fine adjustment of CH 62
64	Red 4		Same as CH 46 in the mode “Mode 9 - 8 Zone CCT+RGB” (p. 60)
65	Red 4 Fine	0–255	Fine adjustment of CH 64
66	Green 4		Same as CH 48 in the mode “Mode 9 - 8 Zone CCT+RGB” (p. 60)
67	Green 4 Fine	0–255	Fine adjustment of CH 66
68	Blue 4		Same as CH 50 in the mode “Mode 9 - 8 Zone CCT+RGB” (p. 60)
69	Blue 4 Fine	0–255	Fine adjustment of CH 68
70	Color Add A 4	0–255	Min ... max
		255	Max
71	Color Add A 4 Fine	0–255	Fine adjustment of CH 70
72	Cyan 4	0–255	Min ... max
		255	Max
73	Cyan 4 Fine	0–255	Fine adjustment of CH 72
74	Color ADD L 4	0–255	Min ... max
		255	Max
75	Color ADD L 4 Fine	0–255	Fine adjustment of CH 74
76	Dimmer 6		Same as CH 52 in the mode “Mode 9 - 8 Zone CCT+RGB” (p. 60)
77	Dimmer 6 Fine	0–255	Fine adjustment of CH 76
78	Color Temperature 5		Same as CH 54 in the mode “Mode 9 - 8 Zone CCT+RGB” (p. 61)
79	Color Temperature 5 Fine	0–255	Fine adjustment of CH 78
80	Color XF 5		Same as CH 56 in the mode “Mode 9 - 8 Zone CCT+RGB” (p. 61)
81	Color XF 5 Fine	0–255	Fine adjustment of CH 80
82	Red 5		Same as CH 58 in the mode “Mode 9 - 8 Zone CCT+RGB” (p. 61)

CH	Function	DMX	Description
83	Red 5 Fine	0–255	Fine adjustment of CH 82
84	Green 5		Same as CH 60 in the mode “Mode 9 - 8 Zone CCT+RGB” (p. 61)
85	Green 5 Fine	0–255	Fine adjustment of CH 84
86	Blue 5		Same as CH 62 in the mode “Mode 9 - 8 Zone CCT+RGB” (p. 61)
87	Blue 5 Fine	0–255	Fine adjustment of CH 86
88	Color Add A 5	0–255	Min ... max
		255	Max
89	Color Add A 5 Fine	0–255	Fine adjustment of CH 88
90	Cyan 5	0–255	Min ... max
		255	Max
91	Cyan 5 Fine	0–255	Fine adjustment of CH 90
92	Color ADD L 5	0–255	Min ... max
		255	Max
93	Color ADD L 5 Fine	0–255	Fine adjustment of CH 92
94	Dimmer 7		Same as CH 64 in the mode “Mode 9 - 8 Zone CCT+RGB” (p. 61)
95	Dimmer 7 Fine	0–255	Fine adjustment of CH 94
96	Color Temperature 6		Same as CH 66 in the mode “Mode 9 - 8 Zone CCT+RGB” (p. 61)
97	Color Temperature 6 Fine	0–255	Fine adjustment of CH 96
98	Color XF 6		Same as CH 68 in the mode “Mode 9 - 8 Zone CCT+RGB” (p. 61)
99	Color XF 6 Fine	0–255	Fine adjustment of CH 98
100	Red 6		Same as CH 70 in the mode “Mode 9 - 8 Zone CCT+RGB” (p. 61)
101	Red 6 Fine	0–255	Fine adjustment of CH 100
102	Green 6		Same as CH 72 in the mode “Mode 9 - 8 Zone CCT+RGB” (p. 62)
103	Green 6 Fine	0–255	Fine adjustment of CH 102
104	Blue 6		Same as CH 74 in the mode “Mode 9 - 8 Zone CCT+RGB” (p. 62)
105	Blue 6 Fine	0–255	Fine adjustment of CH 104
106	Color Add A 6	0–255	Min ... max
		255	Max
107	Color Add A 6 Fine	0–255	Fine adjustment of CH 106
108	Cyan 6	0–255	Min ... max
		255	Max
109	Cyan 6 Fine	0–255	Fine adjustment of CH 108
110	Color ADD L 6	0–255	Min ... max
		255	Max
111	Color ADD L 6 Fine	0–255	Fine adjustment of CH 110

CH	Function	DMX	Description
112	Dimmer 8		Same as CH 76 in the mode “Mode 9 - 8 Zone CCT+RGB” (p. 62)
113	Dimmer 8 Fine	0–255	Fine adjustment of CH 112
114	Color Temperature 7		Same as CH 78 in the mode “Mode 9 - 8 Zone CCT+RGB” (p. 62)
115	Color Temperature 7 Fine	0–255	Fine adjustment of CH 114
116	Color XF 7		Same as CH 80 in the mode “Mode 9 - 8 Zone CCT+RGB” (p. 62)
117	Color XF 7 Fine	0–255	Fine adjustment of CH 116
118	Red 7		Same as CH 82 in the mode “Mode 9 - 8 Zone CCT+RGB” (p. 62)
119	Red 7 Fine	0–255	Fine adjustment of CH 118
120	Green 7		Same as CH 84 in the mode “Mode 9 - 8 Zone CCT+RGB” (p. 62)
121	Green 7 Fine	0–255	Fine adjustment of CH 120
122	Blue 7		Same as CH 86 in the mode “Mode 9 - 8 Zone CCT+RGB” (p. 62)
123	Blue 7 Fine	0–255	Fine adjustment of CH 122
124	Color Add A 7	0–255	Min ... max
		255	Max
125	Color Add A 7 Fine	0–255	Fine adjustment of CH 124
126	Cyan 7	0–255	Min ... max
		255	Max
127	Cyan 7 Fine	0–255	Fine adjustment of CH 126
128	Color ADD L 7	0–255	Min ... max
		255	Max
129	Color ADD L 7 Fine	0–255	Fine adjustment of CH 128
130	Dimmer 9		Same as CH 88 in the mode “Mode 9 - 8 Zone CCT+RGB” (p. 62)
131	Dimmer 9 Fine	0–255	Fine adjustment of CH 130
132	Color Temperature 8		Same as CH 90 in the mode “Mode 9 - 8 Zone CCT+RGB” (p. 62)
133	Color Temperature 8 Fine	0–255	Fine adjustment of CH 132
134	Color XF 8		Same as CH 92 in the mode “Mode 9 - 8 Zone CCT+RGB” (p. 63)
135	Color XF 8 Fine	0–255	Fine adjustment of CH 134
136	Red 8		Same as CH 94 in the mode “Mode 9 - 8 Zone CCT+RGB” (p. 63)
137	Red 8 Fine	0–255	Fine adjustment of CH 136
138	Green 8		Same as CH 96 in the mode “Mode 9 - 8 Zone CCT+RGB” (p. 63)
139	Green 8 Fine	0–255	Fine adjustment of CH 138
140	Blue 8		Same as CH 98 in the mode “Mode 9 - 8 Zone CCT+RGB” (p. 63)
141	Blue 8 Fine	0–255	Fine adjustment of CH 140

CH	Function	DMX	Description
142	Color Add A 8	0–255	Min ... max
		255	Max
143	Color Add A 8 Fine	0–255	Fine adjustment of CH 142
144	Cyan 8	0–255	Min ... max
		255	Max
145	Cyan 8 Fine	0–255	Fine adjustment of CH 144
146	Color ADD L 8	0–255	Min ... max
		255	Max
147	Color ADD L 8 Fine	0–255	Fine adjustment of CH 146
148	Effects	0–9	No Effect
		10–19	Party: Slow>Fast
		20–29	Candle: Slow>Fast
		30–39	Clouds: Slow>Fast
		40–49	Club Lights: Slow>Fast
		50	Red 2
		51	Red 5
		52	Blue 2
		53	Blue 5
		54	Blue+Red 1
		55	Blue+Red 2
		56	Blue+Red 5
		57	Blue+White2
		58	Blue+Amber 2
		59	Blue+Red+White 5
		60–69	Fire: Slow>Fast
		70	Colors Slow
		71	Colors Med
		72	Colors Fast
		73	Whites Slow
		74	Whites Med
		75	Whites Fast
		76	Col+Whites Slow
		77	Col+Whites Med
		78	Col+Whites Fast
		79	Col+Whites Rapid
		80	1 fps
		81	2 fps
		82	3 fps
		83	5 fps
		84	10 fps
		85	15 fps

CH	Function	DMX	Description
148	Effects (continued)	86	17 fps
		87	20 fps
		88	24 fps
		89	25 fps
		90	14 Stk/min - 1 Flash
		91	Rand - 1 Flash
		92	14 Stk/min - 3 Flash
		93	Rand - 3 Flash
		94	6 Stk/min - 6 Flash
		95	14 Stk/min - 6 Flash
		96	Rand - 6 Flash
		97	6 Stk/min - Rand
		98	14 Stk/Min - Rand
		99	RandStk/min - Rand
		100	Bulb 6fpm
		101	Bulb 15fpm
		102	Bulb 40fpm
		103	Bulb 80fpm
		104	Bulb 120fpm
		105	Strobe 6fpm
		106	Strobe 15fpm
		107	Strobe 40fpm
		108	Strobe 80fpm
		109	Strobe 120fpm
		110	Slow - 4sec
		111	Fast - 4sec
		112	Slow - 1sec
		113	Med - 1sec
		114	Fast - 1sec
		115	Rapid - 1sec
		116	Slow - <sec
		117	Med - <sec
		118	Fast -<sec
		119	Rapid - <sec
		120	4/min - 2800>4700k
		121	Television: 10/min - 2800>4700
		122	15/min - 2800>4700k
		123	20/min - 2800>4700k
		124	24/min - 2800>4700k
		125	4/min - 6500>10000k
		126	10/min - 6500>10000k

CH	Function	DMX	Description
148	Effects (continued)	127	15/min - 6500>10000k
		128	20/min - 6500>10000k
		129	24/min - 6500>10000k
		130	1/2 sec decay
		131	3/4 sec decay
		132	1 sec decay
		133	1 1/2 sec decay
		134	2 sec decay
		135	2 1/2 sec decay
		136	3 sec decay
		137	3 1/2 sec decay
		138	3 3/4 sec decay
		139	4 sec decay
		140	2 sec / 3 flicker
		141	4 sec / 3 flicker
		142	6 sec / 3 flicker
		143	2 sec / 5 flicker
		144	4 sec / 5 flicker
		145	6 sec / 5 flicker
		146	2 sec / 7 flicker
		147	4 sec / 7 flicker
		148	2 sec / 10 flicker
		149	4 sec / 10 flicker
		150	Welding: Slow / Min Low
		151	Medium / Min Low
		152	Welding: Fast / Min Low
		153	Rapid / Min Low
		154	Welding: Slow / Min 50%
		155	Med / Min 50%
		156	Welding: Fast / Min 50%
		157	Welding: Slow / Min 75%
		158	Med / Min 75%
		159	Welding: Fast / Min 75%
		160	Cholor Chase: 64/min - 30
		161	Cholor Chase: 48/min - 30
		162	Cholor Chase: 32/min - 30
		163	Cholor Chase: 16/min - 30
		164	Cholor Chase: 8/min - 30
		165	Cholor Chase: 64/min - 60
		166	Cholor Chase: 48/min - 60
		167	Cholor Chase: 32/min - 60

CH	Function	DMX	Description
148	Effects (continued)	168	Cholor Chase: 16/min - 60
		169	Cholor Chase: 8/min - 60
		170	6/min - Left to Right
		171	12/min - Left to Right
		172	24/min - Left to Right
		173	36/min - Left to Right
		174	72/min - Left to Right
		175	6/min - Right to Left
		176	12/min - Right to Left
		177	24/min - Right to Left
		178	36/min - Right to Left
		179	72/min - Right to Left
		180–255	No function
149	Gel		Same as CH 13 in the mode “Mode 3 - Ultimate” (p. 21)
150	Gel Fine	0–255	Fine adjustment of CH 149
151	Dimmer Curve		Same as CH 15 in the mode “Mode 3 - Ultimate” (p. 33)
152	Strobe Duration		Same as CH 16 in the mode “Mode 3 - Ultimate” (p. 33)
153	Strobe Speed		Same as CH 17 in the mode “Mode 3 - Ultimate” (p. 33)
154	Strobe Mode	0–9	Idle
		10	Up/Down >>>
		11–19	Up/Down >>> ... Left/Right >>>
		20	Strobe Macro: Left/Right >>>
		21–29	Left/Right >>> ... Chess >>>
		30	Chess >>>
		31–39	Chess >>> ... In/Out >>>
		40	In/Out >>>
		41–49	In/Out >>> ... Random >>>
		50	Strobe Macro: Random >>>
		51–59	Strobe Macro
		60–64	Zone Macro
		65	Cycle >>>
		66–74	Cycle >>> ... Rain >>>
		75	Rain >>>
		76–84	Rain >>> ... Strips >>>
		85	Strips >>>
		86–94	Strips >>> ... Wave >>>
		95	Wave >>>
		96–104	Wave >>> ... Bounce >>>
		105	Bounce >>>
		106–114	Bounce >>> ... Left/Right >>>
		115	Zone Macro: Left/Right >>>
		116–124	Left/Right >>> ... Spiral >>>

CH	Function	DMX	Description
154	Strobe Mode (continued)	125	Spiral >>>
		126–134	Spiral >>> ... Pairs >>>
		135	Pairs >>>
		136–144	Pairs >>> ... Misc >>>
		145	Misc >>>
		146–154	Misc >>> ... Random >>>
		155	Zone Macro: Random >>>
		156–159	Random >>> ... Reserved
		160–255	Reserved
155	Fan Mode		Same as CH 9 in the mode “Mode 1 - Legacy CCT+RGBW 8Bit” (p. 10)
156	Control		Same as CH 12 in the mode “Mode 1 - Legacy CCT+RGBW 8Bit” (p. 13)

Mode 11 - CCT+RGBW 8Bit

If the device receives DMX in this mode but gives no light, check these channels: CH 1 Dimmer above 0. The GDTF file gives these values for a console's Highlight function: CH 1 Dimmer 255, CH 2 Color Temperature 255, CH 5 Red 255, CH 6 Green 255, CH 7 Blue 255, CH 8 White 255.

Channel functions at a glance

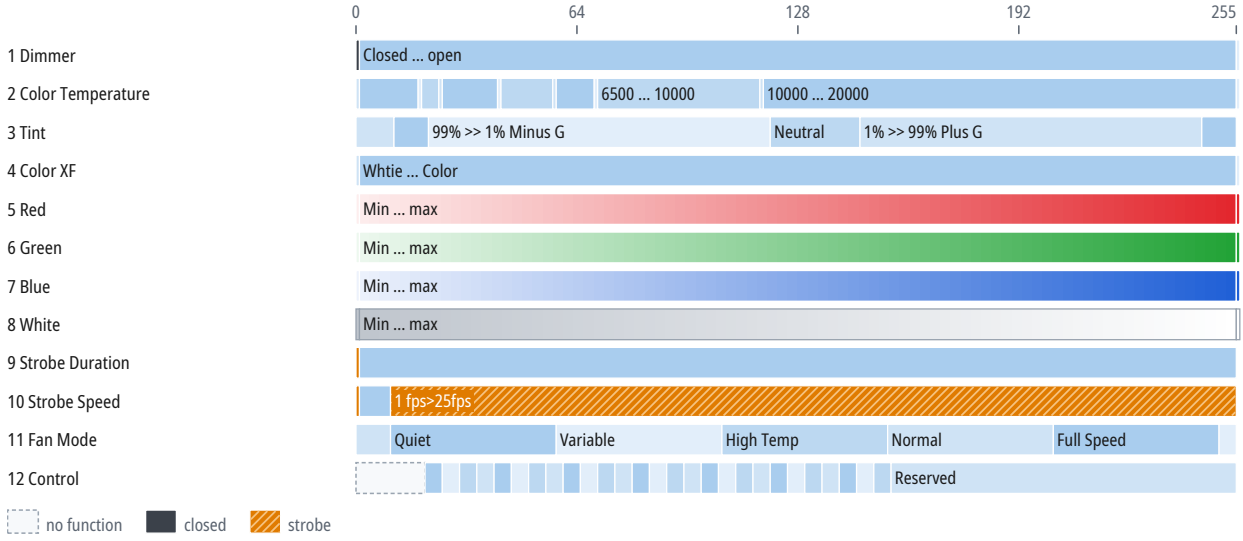

CH	Function	DMX	Description
1	Dimmer		Same as CH 1 in the mode “Mode 1 - Legacy CCT+RGBW 8Bit” (p. 9)
2	Color Temperature	0	1500
		1–17	1500 ... 2800
		18	2800
		19–23	2800 ... 3200
		24	3200
		25–40	3200 ... 4500
		41	4500
		42–56	4500 ... 5600
		57	5600
		58–68	5600 ... 6500
		69	6500
		70–116	6500 ... 10000
		117	10000
		118–254	10000 ... 20000
		255	20000
3	Tint		Same as CH 4 in the mode “Mode 3 - Ultimate” (p. 17)
4	Color XF		White/Color XF
		0	Whtie
		1–254	Whtie ... Color
		255	Color
5	Red		Same as CH 5 in the mode “Mode 1 - Legacy CCT+RGBW 8Bit” (p. 10)
6	Green		Same as CH 6 in the mode “Mode 1 - Legacy CCT+RGBW 8Bit” (p. 10)
7	Blue		Same as CH 7 in the mode “Mode 1 - Legacy CCT+RGBW 8Bit” (p. 10)
8	White		Same as CH 8 in the mode “Mode 1 - Legacy CCT+RGBW 8Bit” (p. 10)
9	Strobe Duration		Same as CH 16 in the mode “Mode 3 - Ultimate” (p. 33)
10	Strobe Speed		Same as CH 17 in the mode “Mode 3 - Ultimate” (p. 33)
11	Fan Mode	0–9	Fan Mode from Menu
		10–57	Quiet
		58–105	Variable
		106–153	High Temp
		154–201	Normal
		202–249	Full Speed
		250–255	Fan Off
12	Control		Control Channel
		0–19	No Function
		20–24	DMX Preset 1

CH	Function	DMX	Description
12	Control (continued)	25–29	DMX Preset 2
		30–34	DMX Preset 3
		35–39	DMX Preset 4
		40–44	DMX Preset 5
		45–49	DMX Preset 6
		50–54	DMX Preset 7
		55–59	DMX Preset 8
		60–64	DMX Preset 9
		65–69	DMX Preset 10
		70–74	High Speed Off
		75–79	High Speed On
		80–84	Dimmer Smoothing Off
		85–89	Dimmer Smoothing On
		90–94	Unlink CRMX
		95–99	Vari Fan
		100–104	High Output Mode
		105–109	Low Noise
		110–114	ARRI ALEXA Vari Fan
		115–119	ARRI ALEXA High Output
		120–124	ARRI ALEXA Low Noise
		125–129	Tungsten Off
		130–134	Tungsten On
		135–139	Exponential Dimming Curve
		140–144	Logarithmic Dimming Curve
		145–149	Linear Dimming Curve
		150–154	S Dimming Curve
		155–255	Reserved

Mode 12 - CCT+RGBW 16Bit

16-bit parameters use two channels, coarse and fine: value = 256 × coarse value + fine value.

If the device receives DMX in this mode but gives no light, check these channels: CH 1 Dimmer above 0. The GDTF file gives these values for a console's Highlight function: CH 1 Dimmer 255, CH 3 Color Temperature 255, CH 9 Red 255, CH 11 Green 255, CH 13 Blue 255, CH 15 White 255.

Channel functions at a glance

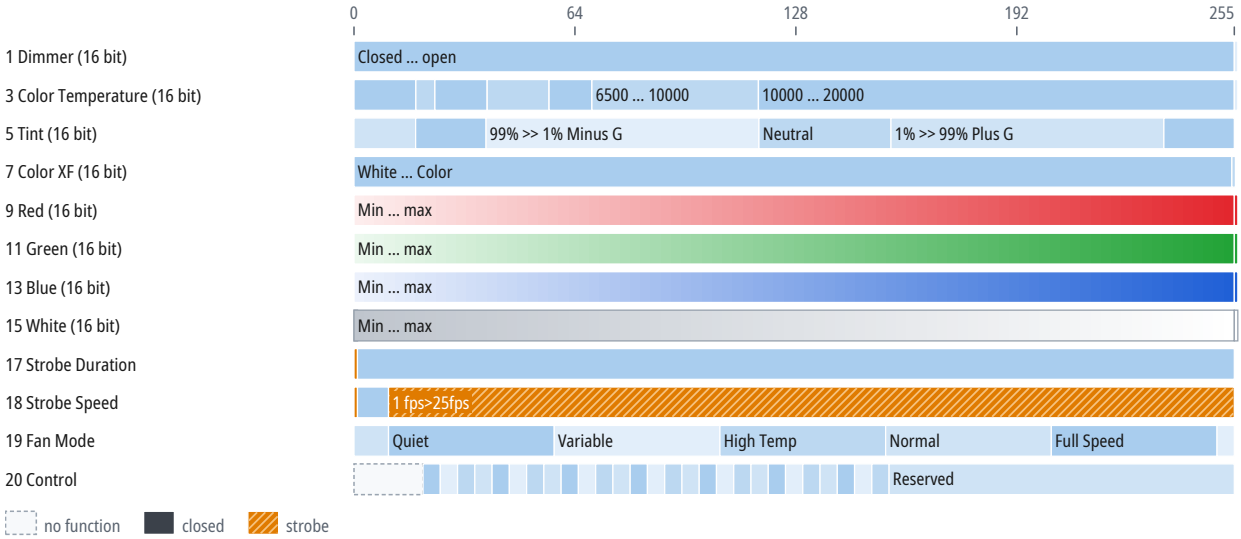

CH	Function	DMX	Description
1	Dimmer		Same as CH 1 in the mode “Mode 2 - Legacy CCT+RGBW 16Bit” (p. 15)
2	Dimmer Fine	0–255	Fine adjustment of CH 1
3	Color Temperature		Same as CH 2 in the mode “Mode 3 - Ultimate” (p. 16)
4	Color Temperature Fine	0–255	Fine adjustment of CH 3
5	Tint		Same as CH 5 in the mode “Mode 2 - Legacy CCT+RGBW 16Bit” (p. 15)
6	Tint Fine	0–255	Fine adjustment of CH 5
7	Color XF		Same as CH 7 in the mode “Mode 2 - Legacy CCT+RGBW 16Bit” (p. 15)
8	Color XF Fine	0–255	Fine adjustment of CH 7
9	Red		Same as CH 9 in the mode “Mode 2 - Legacy CCT+RGBW 16Bit” (p. 15)
10	Red Fine	0–255	Fine adjustment of CH 9
11	Green		Same as CH 11 in the mode “Mode 2 - Legacy CCT+RGBW 16Bit” (p. 15)
12	Green Fine	0–255	Fine adjustment of CH 11
13	Blue		Same as CH 13 in the mode “Mode 2 - Legacy CCT+RGBW 16Bit” (p. 15)
14	Blue Fine	0–255	Fine adjustment of CH 13
15	White		Same as CH 15 in the mode “Mode 2 - Legacy CCT+RGBW 16Bit” (p. 15)
16	White Fine	0–255	Fine adjustment of CH 15

CH	Function	DMX	Description
17	Strobe Duration		Same as CH 16 in the mode “Mode 3 - Ultimate” (p. 33)
18	Strobe Speed		Same as CH 17 in the mode “Mode 3 - Ultimate” (p. 33)
19	Fan Mode		Same as CH 11 in the mode “Mode 11 - CCT+RGBW 8Bit” (p. 74)
20	Control		Same as CH 12 in the mode “Mode 11 - CCT+RGBW 8Bit” (p. 74)

Mode 13 - CCT+RGBW+FX+Gel 8Bit

16-bit parameters use two channels, coarse and fine: value = 256 × coarse value + fine value.

If the device receives DMX in this mode but gives no light, check these channels: CH 1 Dimmer above 0. The GDTF file gives these values for a console's Highlight function: CH 1 Dimmer 255, CH 2 Color Temperature 255, CH 5 Red 255, CH 6 Green 255, CH 7 Blue 255, CH 8 White 255.

Channel functions at a glance

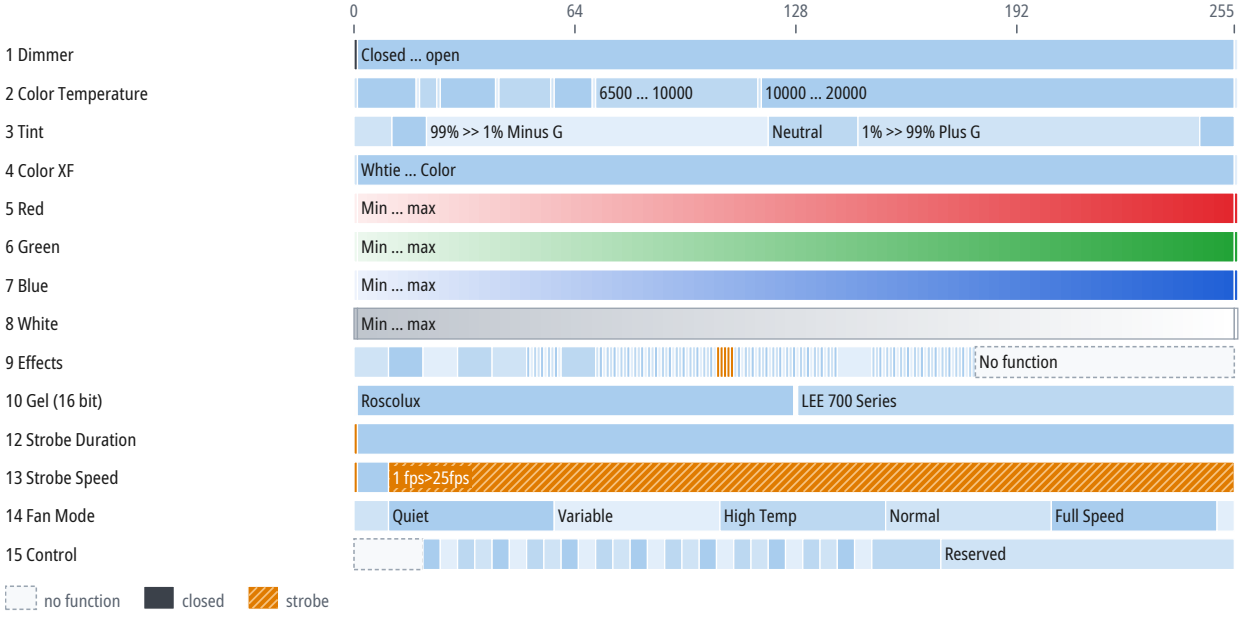

CH	Function	DMX	Description
1	Dimmer		Same as CH 1 in the mode “Mode 1 - Legacy CCT+RGBW 8Bit” (p. 9)
2	Color Temperature		Same as CH 2 in the mode “Mode 11 - CCT+RGBW 8Bit” (p. 74)
3	Tint		Same as CH 4 in the mode “Mode 3 - Ultimate” (p. 17)
4	Color XF		Same as CH 4 in the mode “Mode 11 - CCT+RGBW 8Bit” (p. 74)
5	Red		Same as CH 5 in the mode “Mode 1 - Legacy CCT+RGBW 8Bit” (p. 10)
6	Green		Same as CH 6 in the mode “Mode 1 - Legacy CCT+RGBW 8Bit” (p. 10)
7	Blue		Same as CH 7 in the mode “Mode 1 - Legacy CCT+RGBW 8Bit” (p. 10)
8	White		Same as CH 8 in the mode “Mode 1 - Legacy CCT+RGBW 8Bit” (p. 10)
9	Effects		Same as CH 10 in the mode “Mode 1 - Legacy CCT+RGBW 8Bit” (p. 10)

CH	Function	DMX	Description
10	Gel		Same as CH 13 in the mode “Mode 3 - Ultimate” (p. 21)
11	Gel Fine	0–255	Fine adjustment of CH 10
12	Strobe Duration		Same as CH 16 in the mode “Mode 3 - Ultimate” (p. 33)
13	Strobe Speed		Same as CH 17 in the mode “Mode 3 - Ultimate” (p. 33)
14	Fan Mode		Same as CH 11 in the mode “Mode 11 - CCT+RGBW 8Bit” (p. 74)
15	Control		Control Channel
		0–19	No Function
		20–24	DMX Preset 1
		25–29	DMX Preset 2
		30–34	DMX Preset 3
		35–39	DMX Preset 4
		40–44	DMX Preset 5
		45–49	DMX Preset 6
		50–54	DMX Preset 7
		55–59	DMX Preset 8
		60–64	DMX Preset 9
		65–69	DMX Preset 10
		70–74	High Speed Off
		75–79	High Speed On
		80–84	Dimmer Smoothing Off
		85–89	Dimmer Smoothing On
		90–94	Unlink CRMX
		95–99	Vari Fan
		100–104	High Output Mode
		105–109	Low Noise
		110–114	ARRI ALEXA Vari Fan
		115–119	ARRI ALEXA High Output
		120–124	ARRI ALEXA Low Noise
		125–129	Tungsten Off
		130–134	Tungsten On
		135–139	Exponential Dimming Curve
		140–144	Logarithmic Dimming Curve
		145–149	Linear Dimming Curve
		150–169	S Dimming Curve
		170–255	Reserved

Mode 14 - CCT+RGBW+FX+Gel 16Bit

16-bit parameters use two channels, coarse and fine: value = 256 × coarse value + fine value.

If the device receives DMX in this mode but gives no light, check these channels: CH 1 Dimmer above 0. The GDTF file gives these values for a console's Highlight function: CH 1 Dimmer 255, CH 3 Color Temperature 255, CH 9 Red 255, CH 11 Green 255, CH 13 Blue 255, CH 15 White 255.

Channel functions at a glance

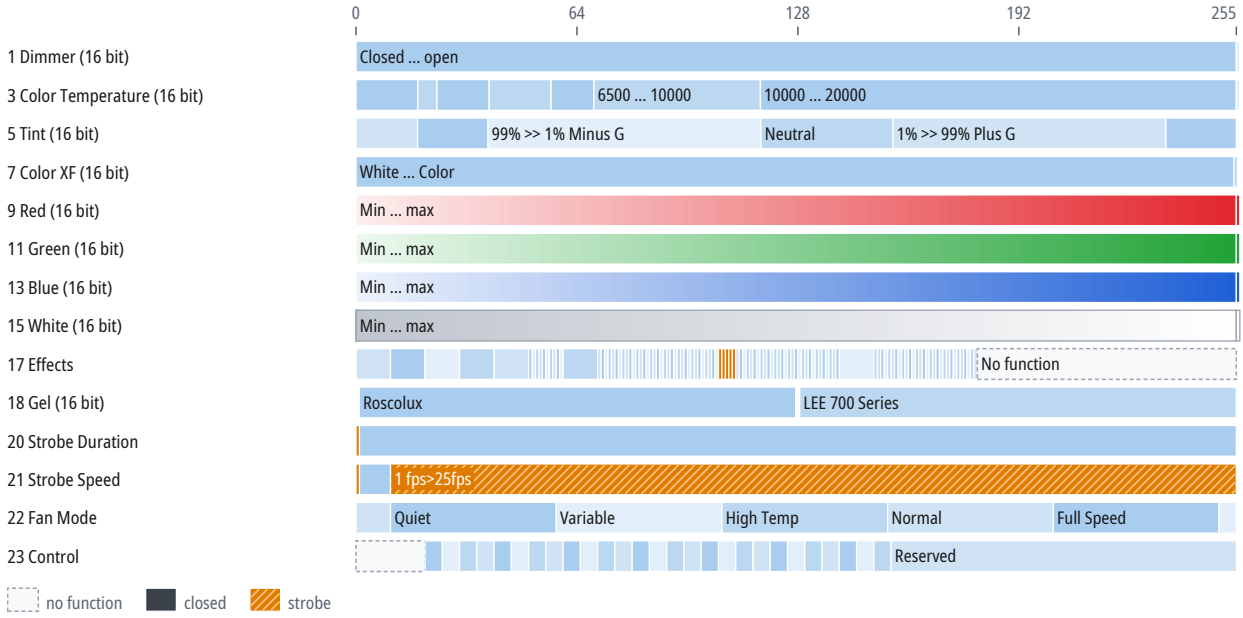

CH	Function	DMX	Description
1	Dimmer		Same as CH 1 in the mode “Mode 2 - Legacy CCT+RGBW 16Bit” (p. 15)
2	Dimmer Fine	0–255	Fine adjustment of CH 1
3	Color Temperature		Same as CH 2 in the mode “Mode 3 - Ultimate” (p. 16)
4	Color Temperature Fine	0–255	Fine adjustment of CH 3
5	Tint		Same as CH 5 in the mode “Mode 2 - Legacy CCT+RGBW 16Bit” (p. 15)
6	Tint Fine	0–255	Fine adjustment of CH 5
7	Color XF		Same as CH 7 in the mode “Mode 2 - Legacy CCT+RGBW 16Bit” (p. 15)
8	Color XF Fine	0–255	Fine adjustment of CH 7
9	Red		Same as CH 9 in the mode “Mode 2 - Legacy CCT+RGBW 16Bit” (p. 15)
10	Red Fine	0–255	Fine adjustment of CH 9
11	Green		Same as CH 11 in the mode “Mode 2 - Legacy CCT+RGBW 16Bit” (p. 15)
12	Green Fine	0–255	Fine adjustment of CH 11
13	Blue		Same as CH 13 in the mode “Mode 2 - Legacy CCT+RGBW 16Bit” (p. 15)
14	Blue Fine	0–255	Fine adjustment of CH 13
15	White		Same as CH 15 in the mode “Mode 2 - Legacy CCT+RGBW 16Bit” (p. 15)

CH	Function	DMX	Description
16	White Fine	0–255	Fine adjustment of CH 15
17	Effects		Same as CH 10 in the mode “Mode 1 - Legacy CCT+RGBW 8Bit” (p. 10)
18	Gel		Same as CH 13 in the mode “Mode 3 - Ultimate” (p. 21)
19	Gel Fine	0–255	Fine adjustment of CH 18
20	Strobe Duration		Same as CH 16 in the mode “Mode 3 - Ultimate” (p. 33)
21	Strobe Speed		Same as CH 17 in the mode “Mode 3 - Ultimate” (p. 33)
22	Fan Mode		Same as CH 11 in the mode “Mode 11 - CCT+RGBW 8Bit” (p. 74)
23	Control		Same as CH 12 in the mode “Mode 11 - CCT+RGBW 8Bit” (p. 74)

Mode 15 - CCT+HSI 8Bit

If the device receives DMX in this mode but gives no light, check these channels: CH 1 Dimmer above 0. The GDTF file gives these values for a console's Highlight function: CH 1 Dimmer 255, CH 2 Color Temperature 255.

Channel functions at a glance

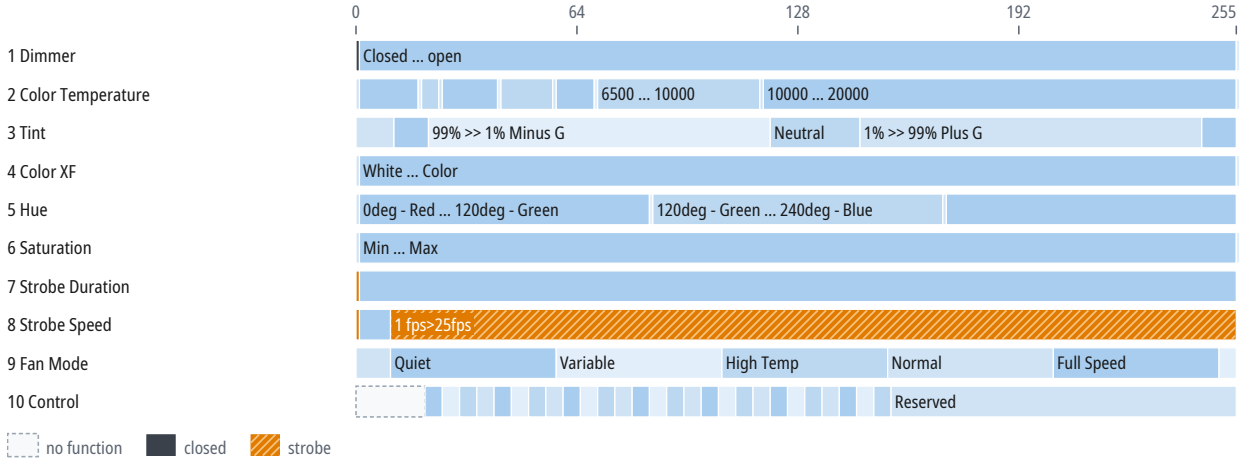

CH	Function	DMX	Description
1	Dimmer		Same as CH 1 in the mode “Mode 1 - Legacy CCT+RGBW 8Bit” (p. 9)
2	Color Temperature		Same as CH 2 in the mode “Mode 11 - CCT+RGBW 8Bit” (p. 74)
3	Tint		Same as CH 4 in the mode “Mode 3 - Ultimate” (p. 17)
4	Color XF		Same as CH 4 in the mode “Mode 1 - Legacy CCT+RGBW 8Bit” (p. 10)
5	Hue	0	0deg - Red
		1–84	0deg - Red ... 120deg - Green
		85	120deg - Green
		86–169	120deg - Green ... 240deg - Blue
		170	240deg - Blue
		171–255	HSB_Hue 1
6	Saturation	0	Min

CH	Function	DMX	Description
6	Saturation (continued)	1–254	Min ... Max
		255	Max
7	Strobe Duration		Same as CH 16 in the mode “Mode 3 - Ultimate” (p. 33)
8	Strobe Speed		Same as CH 17 in the mode “Mode 3 - Ultimate” (p. 33)
9	Fan Mode		Same as CH 11 in the mode “Mode 11 - CCT+RGBW 8Bit” (p. 74)
10	Control		Same as CH 12 in the mode “Mode 11 - CCT+RGBW 8Bit” (p. 74)

Mode 16 - CCT+HSI 16Bit

16-bit parameters use two channels, coarse and fine: value = 256 × coarse value + fine value.

If the device receives DMX in this mode but gives no light, check these channels: CH 1 Dimmer above 0. The GDTF file gives these values for a console's Highlight function: CH 1 Dimmer 255, CH 3 Color Temperature 255.

Channel functions at a glance

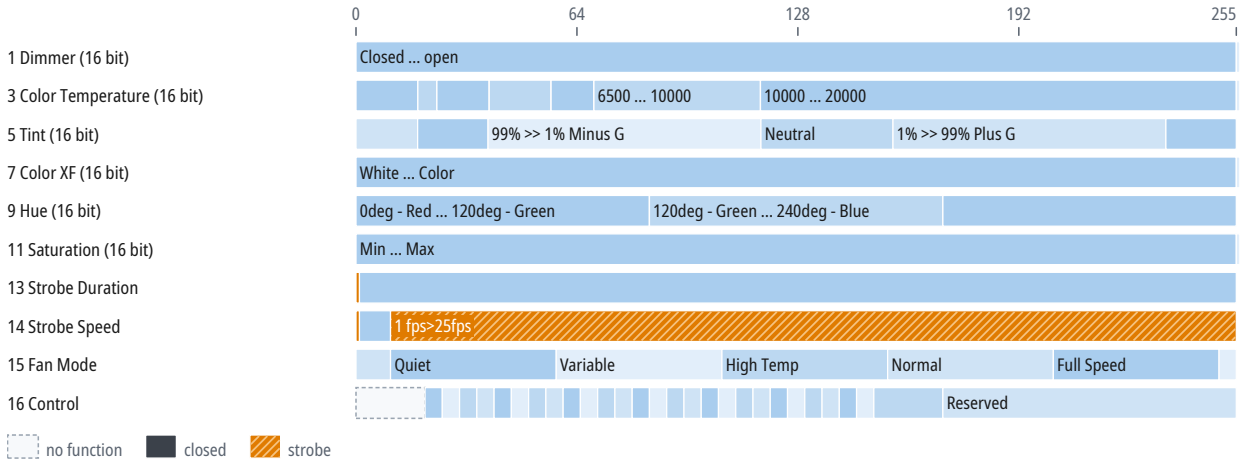

CH	Function	DMX	Description
1	Dimmer		Same as CH 1 in the mode “Mode 2 - Legacy CCT+RGBW 16Bit” (p. 15)
2	Dimmer Fine	0–255	Fine adjustment of CH 1
3	Color Temperature		Same as CH 2 in the mode “Mode 3 - Ultimate” (p. 16)
4	Color Temperature Fine	0–255	Fine adjustment of CH 3
5	Tint		Same as CH 5 in the mode “Mode 2 - Legacy CCT+RGBW 16Bit” (p. 15)
6	Tint Fine	0–255	Fine adjustment of CH 5
7	Color XF		Same as CH 7 in the mode “Mode 2 - Legacy CCT+RGBW 16Bit” (p. 15)
8	Color XF Fine	0–255	Fine adjustment of CH 7
9	Hue	0–85	0deg - Red ... 120deg - Green
		85–170	120deg - Green ... 240deg - Blue
		170	240deg - Blue
		170–255	HSB_Hue 1

CH	Function	DMX	Description
10	Hue Fine	0–255	Fine adjustment of CH 9
11	Saturation	0–255	Min ... Max
		255	Max
12	Saturation Fine	0–255	Fine adjustment of CH 11
13	Strobe Duration		Same as CH 16 in the mode “Mode 3 - Ultimate” (p. 33)
14	Strobe Speed		Same as CH 17 in the mode “Mode 3 - Ultimate” (p. 33)
15	Fan Mode		Same as CH 11 in the mode “Mode 11 - CCT+RGBW 8Bit” (p. 74)
16	Control		Same as CH 15 in the mode “Mode 13 - CCT+RGBW+FX+Gel 8Bit” (p. 78)

Mode 17 - CCT+XY 8Bit

If the device receives DMX in this mode but gives no light, check these channels: CH 1 Dimmer above 0. The GDTF file gives these values for a console's Highlight function: CH 1 Dimmer 255, CH 2 Color Temperature 255.

Channel functions at a glance

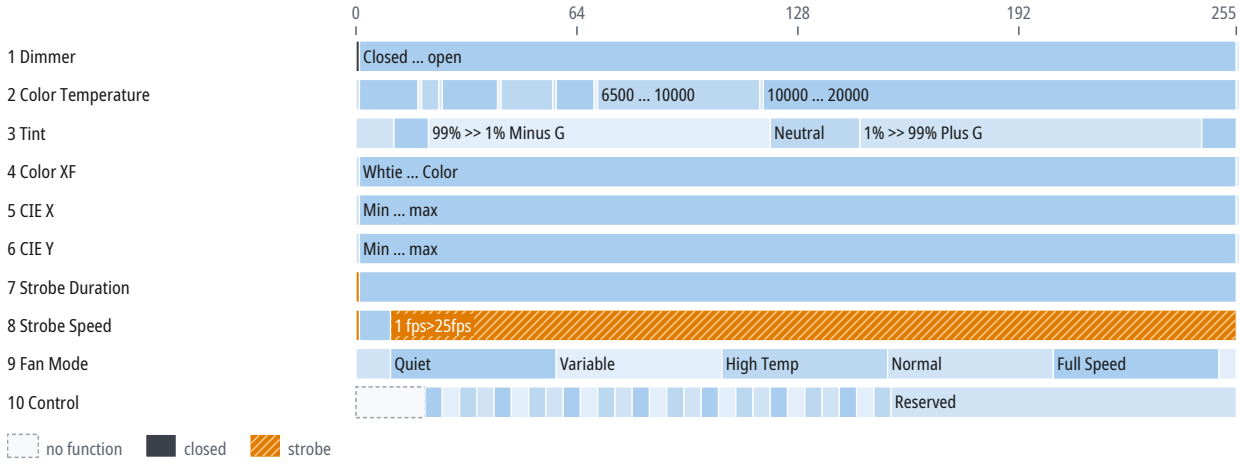

CH	Function	DMX	Description
1	Dimmer		Same as CH 1 in the mode “Mode 1 - Legacy CCT+RGBW 8Bit” (p. 9)
2	Color Temperature		Same as CH 2 in the mode “Mode 11 - CCT+RGBW 8Bit” (p. 74)
3	Tint		Same as CH 4 in the mode “Mode 3 - Ultimate” (p. 17)
4	Color XF		Same as CH 4 in the mode “Mode 11 - CCT+RGBW 8Bit” (p. 74)
5	CIE X	0	Min
		1–254	Min ... max
		255	Max
6	CIE Y	0	Min
		1–254	Min ... max
		255	Max
7	Strobe Duration		Same as CH 16 in the mode “Mode 3 - Ultimate” (p. 33)

CH	Function	DMX	Description
8	Strobe Speed		Same as CH 17 in the mode “Mode 3 - Ultimate” (p. 33)
9	Fan Mode		Same as CH 11 in the mode “Mode 11 - CCT+RGBW 8Bit” (p. 74)
10	Control		Same as CH 12 in the mode “Mode 11 - CCT+RGBW 8Bit” (p. 74)

Mode 18 - CCT+XY 16Bit

16-bit parameters use two channels, coarse and fine: value = 256 × coarse value + fine value.

If the device receives DMX in this mode but gives no light, check these channels: CH 1 Dimmer above 0. The GDTF file gives these values for a console's Highlight function: CH 1 Dimmer 255, CH 3 Color Temperature 255.

Channel functions at a glance

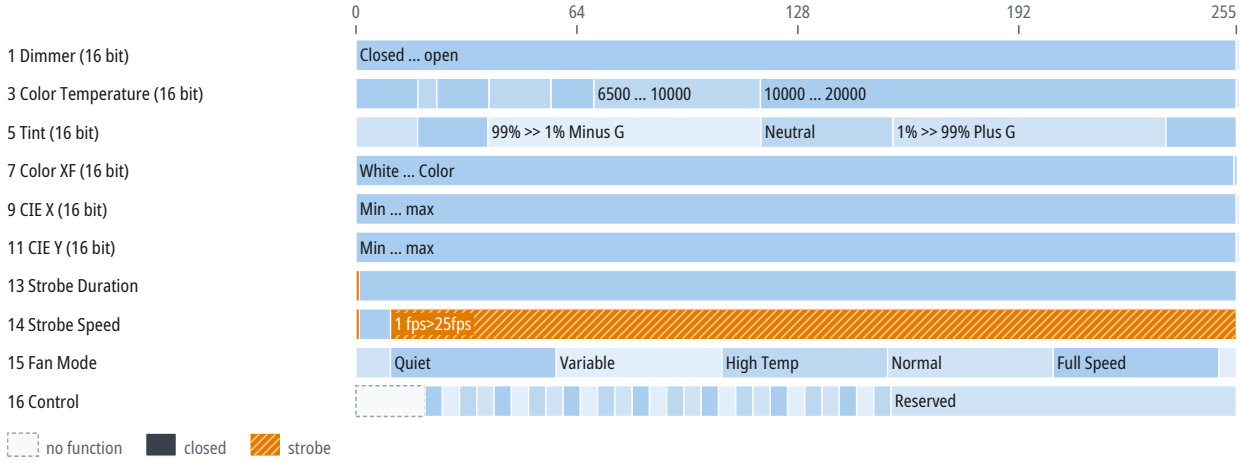

CH	Function	DMX	Description
1	Dimmer		Same as CH 1 in the mode “Mode 2 - Legacy CCT+RGBW 16Bit” (p. 15)
2	Dimmer Fine	0–255	Fine adjustment of CH 1
3	Color Temperature		Same as CH 2 in the mode “Mode 3 - Ultimate” (p. 16)
4	Color Temperature Fine	0–255	Fine adjustment of CH 3
5	Tint		Same as CH 5 in the mode “Mode 2 - Legacy CCT+RGBW 16Bit” (p. 15)
6	Tint Fine	0–255	Fine adjustment of CH 5
7	Color XF		Same as CH 7 in the mode “Mode 2 - Legacy CCT+RGBW 16Bit” (p. 15)
8	Color XF Fine	0–255	Fine adjustment of CH 7
9	CIE X	0–255	Min ... max
		255	Max
10	CIE X Fine	0–255	Fine adjustment of CH 9
11	CIE Y	0–255	Min ... max
		255	Max
12	CIE Y Fine	0–255	Fine adjustment of CH 11

CH	Function	DMX	Description
13	Strobe Duration		Same as CH 16 in the mode “Mode 3 - Ultimate” (p. 33)
14	Strobe Speed		Same as CH 17 in the mode “Mode 3 - Ultimate” (p. 33)
15	Fan Mode		Same as CH 11 in the mode “Mode 11 - CCT+RGBW 8Bit” (p. 74)
16	Control		Same as CH 12 in the mode “Mode 11 - CCT+RGBW 8Bit” (p. 74)

Mode 19 - CCT+XY+FX+Gel 8Bit

16-bit parameters use two channels, coarse and fine: value = 256 × coarse value + fine value.

If the device receives DMX in this mode but gives no light, check these channels: CH 1 Dimmer above 0. The GDTF file gives these values for a console's Highlight function: CH 1 Dimmer 255, CH 2 Color Temperature 255.

Channel functions at a glance

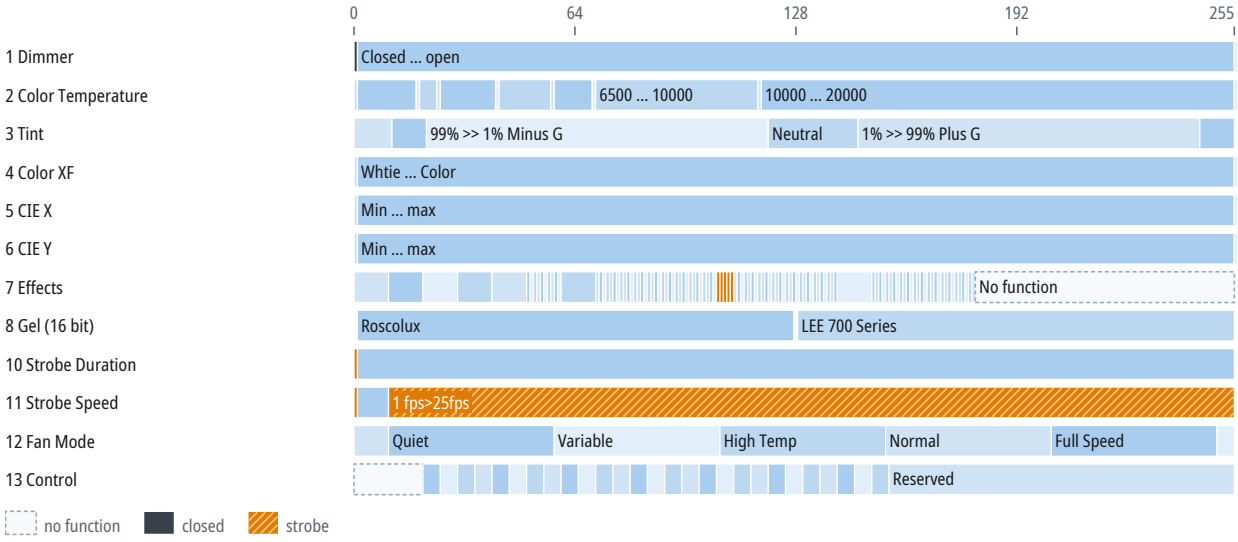

CH	Function	DMX	Description
1	Dimmer		Same as CH 1 in the mode “Mode 1 - Legacy CCT+RGBW 8Bit” (p. 9)
2	Color Temperature		Same as CH 2 in the mode “Mode 11 - CCT+RGBW 8Bit” (p. 74)
3	Tint		Same as CH 4 in the mode “Mode 3 - Ultimate” (p. 17)
4	Color XF		Same as CH 4 in the mode “Mode 11 - CCT+RGBW 8Bit” (p. 74)
5	CIE X		Same as CH 5 in the mode “Mode 17 - CCT+XY 8Bit” (p. 82)
6	CIE Y		Same as CH 6 in the mode “Mode 17 - CCT+XY 8Bit” (p. 82)
7	Effects		Same as CH 10 in the mode “Mode 1 - Legacy CCT+RGBW 8Bit” (p. 10)
8	Gel		Same as CH 13 in the mode “Mode 3 - Ultimate” (p. 21)
9	Gel Fine	0–255	Fine adjustment of CH 8
10	Strobe Duration		Same as CH 16 in the mode “Mode 3 - Ultimate” (p. 33)

CH	Function	DMX	Description
11	Strobe Speed		Same as CH 17 in the mode “Mode 3 - Ultimate” (p. 33)
12	Fan Mode		Same as CH 11 in the mode “Mode 11 - CCT+RGBW 8Bit” (p. 74)
13	Control		Same as CH 12 in the mode “Mode 11 - CCT+RGBW 8Bit” (p. 74)

Mode 20 - CCT+XY+FX+Gel 16Bit

16-bit parameters use two channels, coarse and fine: value = 256 × coarse value + fine value.

If the device receives DMX in this mode but gives no light, check these channels: CH 1 Dimmer above 0. The GDTF file gives these values for a console's Highlight function: CH 1 Dimmer 255, CH 3 Color Temperature 255.

Channel functions at a glance

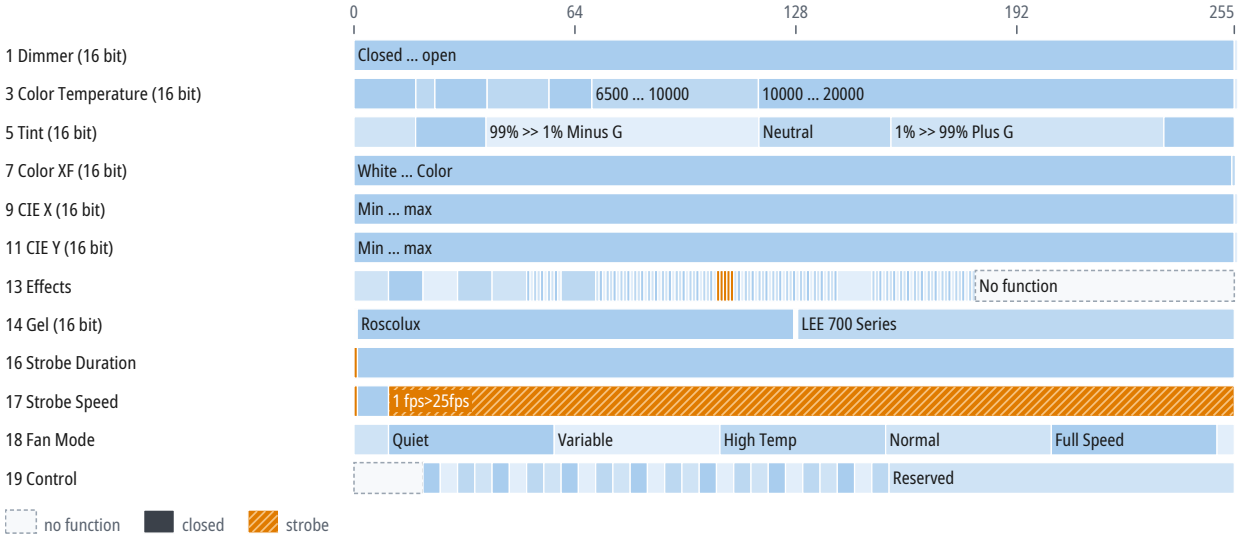

CH	Function	DMX	Description
1	Dimmer		Same as CH 1 in the mode “Mode 2 - Legacy CCT+RGBW 16Bit” (p. 15)
2	Dimmer Fine	0–255	Fine adjustment of CH 1
3	Color Temperature		Same as CH 2 in the mode “Mode 3 - Ultimate” (p. 16)
4	Color Temperature Fine	0–255	Fine adjustment of CH 3
5	Tint		Same as CH 5 in the mode “Mode 2 - Legacy CCT+RGBW 16Bit” (p. 15)
6	Tint Fine	0–255	Fine adjustment of CH 5
7	Color XF		Same as CH 7 in the mode “Mode 2 - Legacy CCT+RGBW 16Bit” (p. 15)
8	Color XF Fine	0–255	Fine adjustment of CH 7
9	CIE X		Same as CH 9 in the mode “Mode 18 - CCT+XY 16Bit” (p. 83)
10	CIE X Fine	0–255	Fine adjustment of CH 9
11	CIE Y		Same as CH 11 in the mode “Mode 18 - CCT+XY 16Bit” (p. 83)
12	CIE Y Fine	0–255	Fine adjustment of CH 11

CH	Function	DMX	Description
13	Effects		Same as CH 10 in the mode “Mode 1 - Legacy CCT+RGBW 8Bit” (p. 10)
14	Gel		Same as CH 13 in the mode “Mode 3 - Ultimate” (p. 21)
15	Gel Fine	0–255	Fine adjustment of CH 14
16	Strobe Duration		Same as CH 16 in the mode “Mode 3 - Ultimate” (p. 33)
17	Strobe Speed		Same as CH 17 in the mode “Mode 3 - Ultimate” (p. 33)
18	Fan Mode		Same as CH 11 in the mode “Mode 11 - CCT+RGBW 8Bit” (p. 74)
19	Control		Same as CH 12 in the mode “Mode 11 - CCT+RGBW 8Bit” (p. 74)

Mode 21 - 8 Zone CCT+RGBW 8Bit

If the device receives DMX in this mode but gives no light, check these channels: CH 1 Dimmer above 0 (the same in each of the 8 cells). The GDTF file gives these values for a console's Highlight function: CH 1 Dimmer 255 (the same in each of the 8 cells), CH 2 Color Temperature 255 (the same in each of the 8 cells), CH 5 Red 255 (the same in each of the 8 cells), CH 6 Green 255 (the same in each of the 8 cells), CH 7 Blue 255 (the same in each of the 8 cells), CH 8 White 255 (the same in each of the 8 cells).

Channel functions at a glance

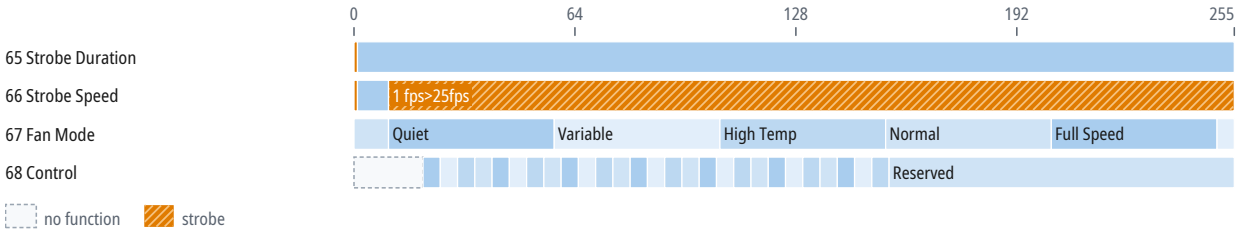

CH	Function	DMX	Description
1	Dimmer 1	0	Closed
		1–254	Closed ... open
		255	Open
2	Color Temperature 1	0	1500
		1–17	1500 ... 2800
		18	2800
		19–23	2800 ... 3200
		24	3200
		25–40	3200 ... 4500
		41	4500
		42–56	4500 ... 5600
		57	5600
		58–68	5600 ... 6500
		69	6500
		70–116	6500 ... 10000
		117	10000
		118–254	10000 ... 20000

CH	Function	DMX	Description
2	Color Temperature 1 (continued)	255	20000
3	Tint 1	0–10	No Effect
		11–20	Full Minus G
		21–119	99% >> 1% Minus G
		120–145	Neutral
		146–244	1% >> 99% Plus G
		245–255	Full Plus G
4	Color XF 1		White/Color XF
		0	White
		1–254	White ... Color
		255	Color
5	Red 1	0	Min
		1–254	Min ... max
		255	Max
6	Green 1	0	Min
		1–254	Min ... max
		255	Max
7	Blue 1	0	Min
		1–254	Min ... max
		255	Max
8	White 1	0	Min
		1–254	Min ... max
		255	Max
65	Strobe Duration		Same as CH 16 in the mode “Mode 3 - Ultimate” (p. 33)
66	Strobe Speed		Same as CH 17 in the mode “Mode 3 - Ultimate” (p. 33)
67	Fan Mode		Same as CH 11 in the mode “Mode 11 - CCT+RGBW 8Bit” (p. 74)
68	Control		Same as CH 12 in the mode “Mode 11 - CCT+RGBW 8Bit” (p. 74)

CH 1–64: 8 cells of 8 channels each. Every cell works as cell 1 in the table above (CH 1–8); the table below gives each cell's channel numbers.

Cell	Dimmer	Color Temperature	Tint	Color XF	Red	Green	Blue	White
1	1	2	3	4	5	6	7	8
2	9	10	11	12	13	14	15	16
3	17	18	19	20	21	22	23	24
4	25	26	27	28	29	30	31	32
5	33	34	35	36	37	38	39	40
6	41	42	43	44	45	46	47	48
7	49	50	51	52	53	54	55	56
8	57	58	59	60	61	62	63	64

Mode 21 - 24 Zone CCT+RGBW 8Bit

If the device receives DMX in this mode but gives no light, check these channels: CH 1 Dimmer above 0 (the same in each of the 24 cells). The GDTF file gives these values for a console's Highlight function: CH 1 Dimmer 255 (the same in each of the 24 cells), CH 2 Color Temperature 255 (the same in each of the 24 cells), CH 5 Red 255 (the same in each of the 24 cells), CH 6 Green 255 (the same in each of the 24 cells), CH 7 Blue 255 (the same in each of the 24 cells), CH 8 White 255 (the same in each of the 24 cells).

Channel functions at a glance

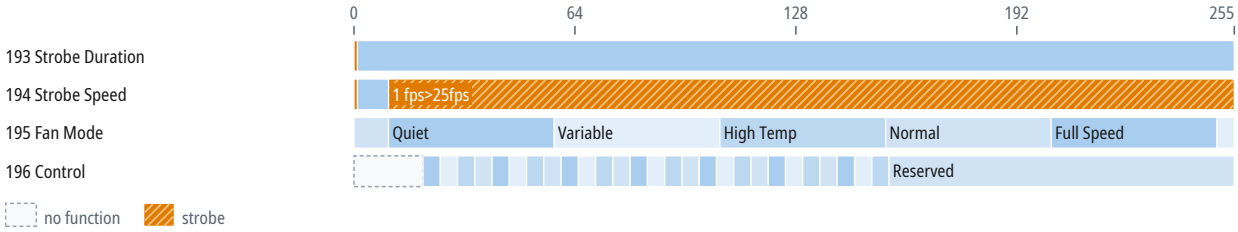

CH	Function	DMX	Description
1	Dimmer 1	0	Closed
		1–254	Closed ... open
		255	Open
2	Color Temperature 1	0	1500
		1–17	1500 ... 2800
		18	2800
		19–23	2800 ... 3200
		24	3200
		25–40	3200 ... 4500
		41	4500
		42–56	4500 ... 5600
		57	5600
		58–68	5600 ... 6500
		69	6500
		70–116	6500 ... 10000
		117	10000
		118–254	10000 ... 20000
		255	20000
3	Tint 1	0–10	No Effect
		11–20	Full Minus G
		21–119	99% >> 1% Minus G
		120–145	Neutral
		146–244	1% >> 99% Plus G
		245–255	Full Plus G
4	Color XF 1		White/Color XF
		0	White
		1–254	White ... Color
		255	Color

CH	Function	DMX	Description
5	Red 1	0	Min
		1–254	Min ... max
		255	Max
6	Green 1	0	Min
		1–254	Min ... max
		255	Max
7	Blue 1	0	Min
		1–254	Min ... max
		255	Max
8	White 1	0	Min
		1–254	Min ... max
		255	Max
193	Strobe Duration		Same as CH 16 in the mode “Mode 3 - Ultimate” (p. 33)
194	Strobe Speed		Same as CH 17 in the mode “Mode 3 - Ultimate” (p. 33)
195	Fan Mode		Same as CH 11 in the mode “Mode 11 - CCT+RGBW 8Bit” (p. 74)
196	Control		Same as CH 12 in the mode “Mode 11 - CCT+RGBW 8Bit” (p. 74)

CH 1–192: 24 cells of 8 channels each. Every cell works as cell 1 in the table above (CH 1–8); the table below gives each cell's channel numbers.

Cell	Dimmer	Color Temperature	Tint	Color XF	Red	Green	Blue	White
1	1	2	3	4	5	6	7	8
2	9	10	11	12	13	14	15	16
3	17	18	19	20	21	22	23	24
4	25	26	27	28	29	30	31	32
5	33	34	35	36	37	38	39	40
6	41	42	43	44	45	46	47	48
7	49	50	51	52	53	54	55	56
8	57	58	59	60	61	62	63	64
9	65	66	67	68	69	70	71	72
10	73	74	75	76	77	78	79	80
11	81	82	83	84	85	86	87	88
12	89	90	91	92	93	94	95	96
13	97	98	99	100	101	102	103	104
14	105	106	107	108	109	110	111	112
15	113	114	115	116	117	118	119	120
16	121	122	123	124	125	126	127	128
17	129	130	131	132	133	134	135	136
18	137	138	139	140	141	142	143	144
19	145	146	147	148	149	150	151	152
20	153	154	155	156	157	158	159	160
21	161	162	163	164	165	166	167	168

Cell	Dimmer	Color Temperature	Tint	Color XF	Red	Green	Blue	White
22	169	170	171	172	173	174	175	176
23	177	178	179	180	181	182	183	184
24	185	186	187	188	189	190	191	192

Mode 22 - 8 Zone CCT+RGBW 16Bit

16-bit parameters use two channels, coarse and fine: value = 256 × coarse value + fine value.

If the device receives DMX in this mode but gives no light, check these channels: CH 1 Dimmer 1 above 0; CH 17 Dimmer 2 above 0; CH 33 Dimmer 3 above 0; CH 49 Dimmer 4 above 0; CH 65 Dimmer 5 above 0; CH 81 Dimmer 6 above 0; CH 97 Dimmer 7 above 0; CH 113 Dimmer 8 above 0. The GDTF file gives these values for a console's Highlight function: CH 1 Dimmer 1 255, CH 3 Color Temperature 1 255, CH 9 Red 1 255, CH 11 Green 1 255, CH 13 Blue 1 255, CH 15 White 1 255, CH 17 Dimmer 2 255, CH 19 Color Temperature 2 255, CH 25 Red 2 255, CH 27 Green 2 255, CH 29 Blue 2 255, CH 31 White 2 255, CH 33 Dimmer 3 255, CH 35 Color Temperature 3 255, CH 41 Red 3 255, CH 43 Green 3 255, CH 45 Blue 3 255, CH 47 White 3 255, CH 49 Dimmer 4 255, CH 51 Color Temperature 4 255, CH 57 Red 4 255, CH 59 Green 4 255, CH 61 Blue 4 255, CH 63 White 4 255, CH 65 Dimmer 5 255, CH 67 Color Temperature 5 255, CH 73 Red 5 255, CH 75 Green 5 255, CH 77 Blue 5 255, CH 79 White 5 255, CH 81 Dimmer 6 255, CH 83 Color Temperature 6 255, CH 89 Red 6 255, CH 91 Green 6 255, CH 93 Blue 6 255, CH 95 White 6 255, CH 97 Dimmer 7 255, CH 99 Color Temperature 7 255, CH 105 Red 7 255, CH 107 Green 7 255, CH 109 Blue 7 255, CH 111 White 7 255, CH 113 Dimmer 8 255, CH 115 Color Temperature 8 255, CH 121 Red 8 255, CH 123 Green 8 255, CH 125 Blue 8 255, CH 127 White 8 255.

Channel functions at a glance

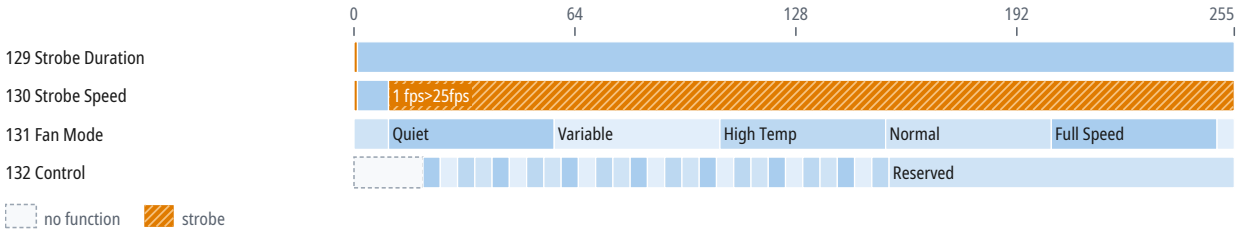

CH	Function	DMX	Description
1	Dimmer 1		Same as CH 1 in the mode “Mode 9 - 8 Zone CCT+RGB” (p. 58)
2	Dimmer 1 Fine	0–255	Fine adjustment of CH 1
3	Color Temperature 1		Same as CH 6 in the mode “Mode 9 - 8 Zone CCT+RGB” (p. 58)
4	Color Temperature 1 Fine	0–255	Fine adjustment of CH 3
5	Tint 1	0–17	Empty Channel Set
		17–38	Full Minus G
		38–117	99% >> 1% Minus G
		117–156	Neutral
		156–235	1% >> 99% Plus G
		235–237	1% >> 99% Plus G ... Full Plus G
		238–255	Full Plus G
6	Tint 1 Fine	0–255	Fine adjustment of CH 5
7	Color XF 1		Same as CH 8 in the mode “Mode 9 - 8 Zone CCT+RGB” (p. 59)
8	Color XF 1 Fine	0–255	Fine adjustment of CH 7
9	Red 1		Same as CH 7 in the mode “Mode 5 - Ultimate BI” (p. 40)

CH	Function	DMX	Description
10	Red 1 Fine	0–255	Fine adjustment of CH 9
11	Green 1		Same as CH 9 in the mode “Mode 5 - Ultimate BI” (p. 40)
12	Green 1 Fine	0–255	Fine adjustment of CH 11
13	Blue 1		Same as CH 11 in the mode “Mode 5 - Ultimate BI” (p. 40)
14	Blue 1 Fine	0–255	Fine adjustment of CH 13
15	White 1	0–255	Min ... max
		255	Max
16	White 1 Fine	0–255	Fine adjustment of CH 15
17	Dimmer 2		Same as CH 4 in the mode “Mode 9 - 8 Zone CCT+RGB” (p. 58)
18	Dimmer 2 Fine	0–255	Fine adjustment of CH 17
19	Color Temperature 2		Same as CH 18 in the mode “Mode 9 - 8 Zone CCT+RGB” (p. 59)
20	Color Temperature 2 Fine	0–255	Fine adjustment of CH 19
21	Tint 2	0–17	Empty Channel Set
		17–38	Full Minus G
		38–117	99% >> 1% Minus G
		117–156	Neutral
		156–235	1% >> 99% Plus G
		235–237	1% >> 99% Plus G ... Full Plus G
		238–255	Full Plus G
22	Tint 2 Fine	0–255	Fine adjustment of CH 21
23	Color XF 2		Same as CH 20 in the mode “Mode 9 - 8 Zone CCT+RGB” (p. 59)
24	Color XF 2 Fine	0–255	Fine adjustment of CH 23
25	Red 2		Same as CH 22 in the mode “Mode 5 - Ultimate BI” (p. 42)
26	Red 2 Fine	0–255	Fine adjustment of CH 25
27	Green 2		Same as CH 24 in the mode “Mode 5 - Ultimate BI” (p. 42)
28	Green 2 Fine	0–255	Fine adjustment of CH 27
29	Blue 2		Same as CH 26 in the mode “Mode 5 - Ultimate BI” (p. 42)
30	Blue 2 Fine	0–255	Fine adjustment of CH 29
31	White 2	0–255	Min ... max
		255	Max
32	White 2 Fine	0–255	Fine adjustment of CH 31
33	Dimmer 3		Same as CH 16 in the mode “Mode 9 - 8 Zone CCT+RGB” (p. 59)
34	Dimmer 3 Fine	0–255	Fine adjustment of CH 33
35	Color Temperature 3		Same as CH 30 in the mode “Mode 9 - 8 Zone CCT+RGB” (p. 59)
36	Color Temperature 3 Fine	0–255	Fine adjustment of CH 35
37	Tint 3	0–17	Empty Channel Set
		17–38	Full Minus G
		38–117	99% >> 1% Minus G
		117–156	Neutral

CH	Function	DMX	Description
37	Tint 3 (continued)	156–235	1% >> 99% Plus G
		235–237	1% >> 99% Plus G ... Full Plus G
		238–255	Full Plus G
38	Tint 3 Fine	0–255	Fine adjustment of CH 37
39	Color XF 3		Same as CH 32 in the mode “Mode 9 - 8 Zone CCT+RGB” (p. 60)
40	Color XF 3 Fine	0–255	Fine adjustment of CH 39
41	Red 3		Same as CH 34 in the mode “Mode 9 - 8 Zone CCT+RGB” (p. 60)
42	Red 3 Fine	0–255	Fine adjustment of CH 41
43	Green 3		Same as CH 36 in the mode “Mode 9 - 8 Zone CCT+RGB” (p. 60)
44	Green 3 Fine	0–255	Fine adjustment of CH 43
45	Blue 3		Same as CH 38 in the mode “Mode 9 - 8 Zone CCT+RGB” (p. 60)
46	Blue 3 Fine	0–255	Fine adjustment of CH 45
47	White 3	0–255	Min ... max
		255	Max
48	White 3 Fine	0–255	Fine adjustment of CH 47
49	Dimmer 4		Same as CH 28 in the mode “Mode 9 - 8 Zone CCT+RGB” (p. 59)
50	Dimmer 4 Fine	0–255	Fine adjustment of CH 49
51	Color Temperature 4		Same as CH 42 in the mode “Mode 9 - 8 Zone CCT+RGB” (p. 60)
52	Color Temperature 4 Fine	0–255	Fine adjustment of CH 51
53	Tint 4	0–17	Empty Channel Set
		17–38	Full Minus G
		38–117	99% >> 1% Minus G
		117–156	Neutral
		156–235	1% >> 99% Plus G
		235–237	1% >> 99% Plus G ... Full Plus G
		238–255	Full Plus G
54	Tint 4 Fine	0–255	Fine adjustment of CH 53
55	Color XF 4		Same as CH 44 in the mode “Mode 9 - 8 Zone CCT+RGB” (p. 60)
56	Color XF 4 Fine	0–255	Fine adjustment of CH 55
57	Red 4		Same as CH 46 in the mode “Mode 9 - 8 Zone CCT+RGB” (p. 60)
58	Red 4 Fine	0–255	Fine adjustment of CH 57
59	Green 4		Same as CH 48 in the mode “Mode 9 - 8 Zone CCT+RGB” (p. 60)
60	Green 4 Fine	0–255	Fine adjustment of CH 59
61	Blue 4		Same as CH 50 in the mode “Mode 9 - 8 Zone CCT+RGB” (p. 60)
62	Blue 4 Fine	0–255	Fine adjustment of CH 61

CH	Function	DMX	Description
63	White 4	0–255	Min ... max
		255	Max
64	White 4 Fine	0–255	Fine adjustment of CH 63
65	Dimmer 5		Same as CH 40 in the mode “Mode 9 - 8 Zone CCT+RGB” (p. 60)
66	Dimmer 5 Fine	0–255	Fine adjustment of CH 65
67	Color Temperature 5		Same as CH 54 in the mode “Mode 9 - 8 Zone CCT+RGB” (p. 61)
68	Color Temperature 5 Fine	0–255	Fine adjustment of CH 67
69	Tint 5	0–17	Empty Channel Set
		17–38	Full Minus G
		38–117	99% >> 1% Minus G
		117–156	Neutral
		156–235	1% >> 99% Plus G
		235–237	1% >> 99% Plus G ... Full Plus G
		238–255	Full Plus G
70	Tint 5 Fine	0–255	Fine adjustment of CH 69
71	Color XF 5		Same as CH 56 in the mode “Mode 9 - 8 Zone CCT+RGB” (p. 61)
72	Color XF 5 Fine	0–255	Fine adjustment of CH 71
73	Red 5		Same as CH 58 in the mode “Mode 9 - 8 Zone CCT+RGB” (p. 61)
74	Red 5 Fine	0–255	Fine adjustment of CH 73
75	Green 5		Same as CH 60 in the mode “Mode 9 - 8 Zone CCT+RGB” (p. 61)
76	Green 5 Fine	0–255	Fine adjustment of CH 75
77	Blue 5		Same as CH 62 in the mode “Mode 9 - 8 Zone CCT+RGB” (p. 61)
78	Blue 5 Fine	0–255	Fine adjustment of CH 77
79	White 5	0–255	Min ... max
		255	Max
80	White 5 Fine	0–255	Fine adjustment of CH 79
81	Dimmer 6		Same as CH 52 in the mode “Mode 9 - 8 Zone CCT+RGB” (p. 60)
82	Dimmer 6 Fine	0–255	Fine adjustment of CH 81
83	Color Temperature 6		Same as CH 66 in the mode “Mode 9 - 8 Zone CCT+RGB” (p. 61)
84	Color Temperature 6 Fine	0–255	Fine adjustment of CH 83
85	Tint 6	0–17	Empty Channel Set
		17–38	Full Minus G
		38–117	99% >> 1% Minus G
		117–156	Neutral
		156–235	1% >> 99% Plus G
		235–237	1% >> 99% Plus G ... Full Plus G

CH	Function	DMX	Description
85	Tint 6 (continued)	238–255	Full Plus G
86	Tint 6 Fine	0–255	Fine adjustment of CH 85
87	Color XF 6		Same as CH 68 in the mode “Mode 9 - 8 Zone CCT+RGB” (p. 61)
88	Color XF 6 Fine	0–255	Fine adjustment of CH 87
89	Red 6		Same as CH 70 in the mode “Mode 9 - 8 Zone CCT+RGB” (p. 61)
90	Red 6 Fine	0–255	Fine adjustment of CH 89
91	Green 6		Same as CH 72 in the mode “Mode 9 - 8 Zone CCT+RGB” (p. 62)
92	Green 6 Fine	0–255	Fine adjustment of CH 91
93	Blue 6		Same as CH 74 in the mode “Mode 9 - 8 Zone CCT+RGB” (p. 62)
94	Blue 6 Fine	0–255	Fine adjustment of CH 93
95	White 6	0–255	Min ... max
		255	Max
96	White 6 Fine	0–255	Fine adjustment of CH 95
97	Dimmer 7		Same as CH 64 in the mode “Mode 9 - 8 Zone CCT+RGB” (p. 61)
98	Dimmer 7 Fine	0–255	Fine adjustment of CH 97
99	Color Temperature 7		Same as CH 78 in the mode “Mode 9 - 8 Zone CCT+RGB” (p. 62)
100	Color Temperature 7 Fine	0–255	Fine adjustment of CH 99
101	Tint 7	0–17	Empty Channel Set
		17–38	Full Minus G
		38–117	99% >> 1% Minus G
		117–156	Neutral
		156–235	1% >> 99% Plus G
		235–237	1% >> 99% Plus G ... Full Plus G
		238–255	Full Plus G
102	Tint 7 Fine	0–255	Fine adjustment of CH 101
103	Color XF 7		Same as CH 80 in the mode “Mode 9 - 8 Zone CCT+RGB” (p. 62)
104	Color XF 7 Fine	0–255	Fine adjustment of CH 103
105	Red 7		Same as CH 82 in the mode “Mode 9 - 8 Zone CCT+RGB” (p. 62)
106	Red 7 Fine	0–255	Fine adjustment of CH 105
107	Green 7		Same as CH 84 in the mode “Mode 9 - 8 Zone CCT+RGB” (p. 62)
108	Green 7 Fine	0–255	Fine adjustment of CH 107
109	Blue 7		Same as CH 86 in the mode “Mode 9 - 8 Zone CCT+RGB” (p. 62)
110	Blue 7 Fine	0–255	Fine adjustment of CH 109
111	White 7	0–255	Min ... max
		255	Max

CH	Function	DMX	Description
112	White 7 Fine	0–255	Fine adjustment of CH 111
113	Dimmer 8		Same as CH 76 in the mode “Mode 9 - 8 Zone CCT+RGB” (p. 62)
114	Dimmer 8 Fine	0–255	Fine adjustment of CH 113
115	Color Temperature 8		Same as CH 90 in the mode “Mode 9 - 8 Zone CCT+RGB” (p. 62)
116	Color Temperature 8 Fine	0–255	Fine adjustment of CH 115
117	Tint 8	0–17	Empty Channel Set
		17–38	Full Minus G
		38–117	99% >> 1% Minus G
		117–156	Neutral
		156–235	1% >> 99% Plus G
		235–237	1% >> 99% Plus G ... Full Plus G
		238–255	Full Plus G
118	Tint 8 Fine	0–255	Fine adjustment of CH 117
119	Color XF 8		Same as CH 92 in the mode “Mode 9 - 8 Zone CCT+RGB” (p. 63)
120	Color XF 8 Fine	0–255	Fine adjustment of CH 119
121	Red 8		Same as CH 94 in the mode “Mode 9 - 8 Zone CCT+RGB” (p. 63)
122	Red 8 Fine	0–255	Fine adjustment of CH 121
123	Green 8		Same as CH 96 in the mode “Mode 9 - 8 Zone CCT+RGB” (p. 63)
124	Green 8 Fine	0–255	Fine adjustment of CH 123
125	Blue 8		Same as CH 98 in the mode “Mode 9 - 8 Zone CCT+RGB” (p. 63)
126	Blue 8 Fine	0–255	Fine adjustment of CH 125
127	White 8	0–255	Min ... max
		255	Max
128	White 8 Fine	0–255	Fine adjustment of CH 127
129	Strobe Duration		Same as CH 16 in the mode “Mode 3 - Ultimate” (p. 33)
130	Strobe Speed		Same as CH 17 in the mode “Mode 3 - Ultimate” (p. 33)
131	Fan Mode		Same as CH 11 in the mode “Mode 11 - CCT+RGBW 8Bit” (p. 74)
132	Control		Same as CH 12 in the mode “Mode 11 - CCT+RGBW 8Bit” (p. 74)

Mode 22 - 24 Zone CCT+RGBW 16Bit

16-bit parameters use two channels, coarse and fine: value = 256 × coarse value + fine value.

If the device receives DMX in this mode but gives no light, check these channels: CH 1 Dimmer 1 above 0; CH 17 Dimmer 2 above 0; CH 33 Dimmer 3 above 0; CH 49 Dimmer 4 above 0; CH 65 Dimmer 5 above 0; CH 81 Dimmer 6 above 0; CH 97 Dimmer 7 above 0; CH 113 Dimmer 8 above 0; CH 129 Dimmer 9 above 0; CH 145 Dimmer 10 above 0; CH 161 Dimmer 11 above 0; CH 177 Dimmer 12 above 0; CH 193 Dimmer 13 above 0; CH 209 Dimmer 14 above 0; CH 225 Dimmer 15 above 0; CH 241 Dimmer 16 above 0; CH 257 Dimmer 17 above 0; CH 273 Dimmer 18 above 0; CH 289 Dimmer 19 above 0; CH 305 Dimmer 20 above 0; CH 321 Dimmer 21 above 0; CH 337 Dimmer 22 above 0; CH 353 Dimmer 23 above 0; CH 369 Dimmer 24 above 0. The GDTF file gives these values for a console's Highlight function: CH 1 Dimmer 1 255, CH 3 Color Temperature 1 255, CH 9 Red 1 255, CH 11 Green 1 255, CH 13 Blue 1 255, CH 15 White 1 255, CH 17 Dimmer 2 255, CH 19 Color Temperature 2 255, CH 25 Red 2 255, CH 27 Green 2 255, CH 29 Blue 2 255, CH 31 White 2 255, CH 33 Dimmer 3 255, CH 35 Color Temperature 3 255, CH 41 Red 3 255, CH 43 Green 3 255, CH 45 Blue 3 255, CH 47 White 3 255, CH 49 Dimmer 4 255, CH 51 Color Temperature 4 255, CH 57 Red 4 255, CH 59 Green 4 255, CH 61 Blue 4 255, CH 63 White 4 255, CH 65 Dimmer 5 255, CH 67 Color Temperature 5 255, CH 73 Red 5 255, CH 75 Green 5 255, CH 77 Blue 5 255, CH 79 White 5 255, CH 81 Dimmer 6 255, CH 83 Color Temperature 6 255, CH 89 Red 6 255, CH 91 Green 6 255, CH 93 Blue 6 255, CH 95 White 6 255, CH 97 Dimmer 7 255, CH 99 Color Temperature 7 255, CH 105 Red 7 255, CH 107 Green 7 255, CH 109 Blue 7 255, CH 111 White 7 255, CH 113 Dimmer 8 255, CH 115 Color Temperature 8 255, CH 121 Red 8 255, CH 123 Green 8 255, CH 125 Blue 8 255, CH 127 White 8 255, CH 129 Dimmer 9 255, CH 131 Color Temperature 9 255, CH 137 Red 9 255, CH 139 Green 9 255, CH 141 Blue 9 255, CH 143 White 9 255, CH 145 Dimmer 10 255, CH 147 Color Temperature 10 255, CH 153 Red 10 255, CH 155 Green 10 255, CH 157 Blue 10 255, CH 159 White 10 255, CH 161 Dimmer 11 255, CH 163 Color Temperature 11 255, CH 169 Red 11 255, CH 171 Green 11 255, CH 173 Blue 11 255, CH 175 White 11 255, CH 177 Dimmer 12 255, CH 179 Color Temperature 12 255, CH 185 Red 12 255, CH 187 Green 12 255, CH 189 Blue 12 255, CH 191 White 12 255, CH 193 Dimmer 13 255, CH 195 Color Temperature 13 255, CH 201 Red 13 255, CH 203 Green 13 255, CH 205 Blue 13 255, CH 207 White 13 255, CH 209 Dimmer 14 255, CH 211 Color Temperature 14 255, CH 217 Red 14 255, CH 219 Green 14 255, CH 221 Blue 14 255, CH 223 White 14 255, CH 225 Dimmer 15 255, CH 227 Color Temperature 15 255, CH 233 Red 15 255, CH 235 Green 15 255, CH 237 Blue 15 255, CH 239 White 15 255, CH 241 Dimmer 16 255, CH 243 Color Temperature 16 255, CH 249 Red 16 255, CH 251 Green 16 255, CH 253 Blue 16 255, CH 255 White 16 255, CH 257 Dimmer 17 255, CH 259 Color Temperature 17 255, CH 265 Red 17 255, CH 267 Green 17 255, CH 269 Blue 17 255, CH 271 White 17 255, CH 273 Dimmer 18 255, CH 275 Color Temperature 18 255, CH 281 Red 18 255, CH 283 Green 18 255, CH 285 Blue 18 255, CH 287 White 18 255, CH 289 Dimmer 19 255, CH 291 Color Temperature 19 255, CH 297 Red 19 255, CH 299 Green 19 255, CH 301 Blue 19 255, CH 303 White 19 255, CH 305 Dimmer 20 255, CH 307 Color Temperature 20 255, CH 313 Red 20 255, CH 315 Green 20 255, CH 317 Blue 20 255, CH 319 White 20 255, CH 321 Dimmer 21 255, CH 323 Color Temperature 21 255, CH 329 Red 21 255, CH 331 Green 21 255, CH 333 Blue 21 255, CH 335 White 21 255, CH 337 Dimmer 22 255, CH 339 Color Temperature 22 255, CH 345 Red 22 255, CH 347 Green 22 255, CH 349 Blue 22 255, CH 351 White 22 255, CH 353 Dimmer 23 255, CH 355 Color Temperature 23 255, CH 361 Red 23 255, CH 363 Green 23 255, CH 365 Blue 23 255, CH 367 White 23 255, CH 369 Dimmer 24 255, CH 371 Color Temperature 24 255, CH 377 Red 24 255, CH 379 Green 24 255, CH 381 Blue 24 255, CH 383 White 24 255.

Channel functions at a glance

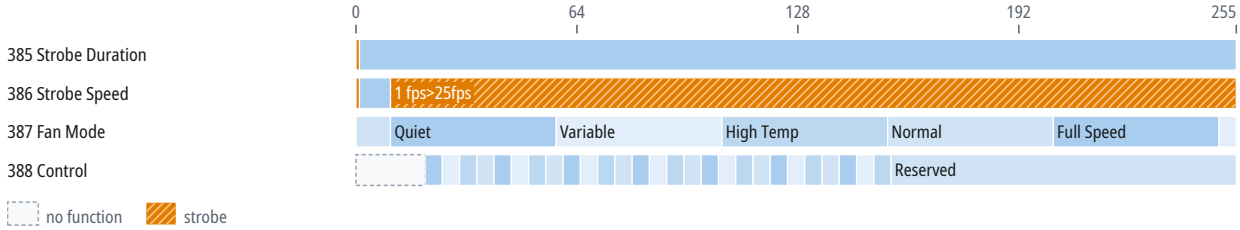

CH	Function	DMX	Description
1	Dimmer 1		Same as CH 1 in the mode “Mode 9 - 8 Zone CCT+RGB” (p. 58)
2	Dimmer 1 Fine	0–255	Fine adjustment of CH 1
3	Color Temperature 1		Same as CH 6 in the mode “Mode 9 - 8 Zone CCT+RGB” (p. 58)
4	Color Temperature 1 Fine	0–255	Fine adjustment of CH 3
5	Tint 1		Same as CH 5 in the mode “Mode 22 - 8 Zone CCT+RGBW 16Bit” (p. 90)
6	Tint 1 Fine	0–255	Fine adjustment of CH 5
7	Color XF 1		Same as CH 8 in the mode “Mode 9 - 8 Zone CCT+RGB” (p. 59)
8	Color XF 1 Fine	0–255	Fine adjustment of CH 7
9	Red 1		Same as CH 7 in the mode “Mode 5 - Ultimate BI” (p. 40)
10	Red 1 Fine	0–255	Fine adjustment of CH 9
11	Green 1		Same as CH 9 in the mode “Mode 5 - Ultimate BI” (p. 40)
12	Green 1 Fine	0–255	Fine adjustment of CH 11
13	Blue 1		Same as CH 11 in the mode “Mode 5 - Ultimate BI” (p. 40)
14	Blue 1 Fine	0–255	Fine adjustment of CH 13
15	White 1		Same as CH 15 in the mode “Mode 22 - 8 Zone CCT+RGBW 16Bit” (p. 91)
16	White 1 Fine	0–255	Fine adjustment of CH 15
17	Dimmer 2		Same as CH 4 in the mode “Mode 9 - 8 Zone CCT+RGB” (p. 58)
18	Dimmer 2 Fine	0–255	Fine adjustment of CH 17
19	Color Temperature 2		Same as CH 18 in the mode “Mode 9 - 8 Zone CCT+RGB” (p. 59)
20	Color Temperature 2 Fine	0–255	Fine adjustment of CH 19
21	Tint 2		Same as CH 21 in the mode “Mode 22 - 8 Zone CCT+RGBW 16Bit” (p. 91)
22	Tint 2 Fine	0–255	Fine adjustment of CH 21
23	Color XF 2		Same as CH 20 in the mode “Mode 9 - 8 Zone CCT+RGB” (p. 59)
24	Color XF 2 Fine	0–255	Fine adjustment of CH 23
25	Red 2		Same as CH 22 in the mode “Mode 5 - Ultimate BI” (p. 42)
26	Red 2 Fine	0–255	Fine adjustment of CH 25
27	Green 2		Same as CH 24 in the mode “Mode 5 - Ultimate BI” (p. 42)
28	Green 2 Fine	0–255	Fine adjustment of CH 27
29	Blue 2		Same as CH 26 in the mode “Mode 5 - Ultimate BI” (p. 42)
30	Blue 2 Fine	0–255	Fine adjustment of CH 29

CH	Function	DMX	Description
31	White 2		Same as CH 31 in the mode “Mode 22 - 8 Zone CCT+RGBW 16Bit” (p. 91)
32	White 2 Fine	0–255	Fine adjustment of CH 31
33	Dimmer 3		Same as CH 16 in the mode “Mode 9 - 8 Zone CCT+RGB” (p. 59)
34	Dimmer 3 Fine	0–255	Fine adjustment of CH 33
35	Color Temperature 3		Same as CH 30 in the mode “Mode 9 - 8 Zone CCT+RGB” (p. 59)
36	Color Temperature 3 Fine	0–255	Fine adjustment of CH 35
37	Tint 3		Same as CH 37 in the mode “Mode 22 - 8 Zone CCT+RGBW 16Bit” (p. 91)
38	Tint 3 Fine	0–255	Fine adjustment of CH 37
39	Color XF 3		Same as CH 32 in the mode “Mode 9 - 8 Zone CCT+RGB” (p. 60)
40	Color XF 3 Fine	0–255	Fine adjustment of CH 39
41	Red 3		Same as CH 34 in the mode “Mode 9 - 8 Zone CCT+RGB” (p. 60)
42	Red 3 Fine	0–255	Fine adjustment of CH 41
43	Green 3		Same as CH 36 in the mode “Mode 9 - 8 Zone CCT+RGB” (p. 60)
44	Green 3 Fine	0–255	Fine adjustment of CH 43
45	Blue 3		Same as CH 38 in the mode “Mode 9 - 8 Zone CCT+RGB” (p. 60)
46	Blue 3 Fine	0–255	Fine adjustment of CH 45
47	White 3		Same as CH 47 in the mode “Mode 22 - 8 Zone CCT+RGBW 16Bit” (p. 92)
48	White 3 Fine	0–255	Fine adjustment of CH 47
49	Dimmer 4		Same as CH 28 in the mode “Mode 9 - 8 Zone CCT+RGB” (p. 59)
50	Dimmer 4 Fine	0–255	Fine adjustment of CH 49
51	Color Temperature 4		Same as CH 42 in the mode “Mode 9 - 8 Zone CCT+RGB” (p. 60)
52	Color Temperature 4 Fine	0–255	Fine adjustment of CH 51
53	Tint 4		Same as CH 53 in the mode “Mode 22 - 8 Zone CCT+RGBW 16Bit” (p. 92)
54	Tint 4 Fine	0–255	Fine adjustment of CH 53
55	Color XF 4		Same as CH 44 in the mode “Mode 9 - 8 Zone CCT+RGB” (p. 60)
56	Color XF 4 Fine	0–255	Fine adjustment of CH 55
57	Red 4		Same as CH 46 in the mode “Mode 9 - 8 Zone CCT+RGB” (p. 60)
58	Red 4 Fine	0–255	Fine adjustment of CH 57
59	Green 4		Same as CH 48 in the mode “Mode 9 - 8 Zone CCT+RGB” (p. 60)
60	Green 4 Fine	0–255	Fine adjustment of CH 59

CH	Function	DMX	Description
61	Blue 4		Same as CH 50 in the mode “Mode 9 - 8 Zone CCT+RGB” (p. 60)
62	Blue 4 Fine	0–255	Fine adjustment of CH 61
63	White 4		Same as CH 63 in the mode “Mode 22 - 8 Zone CCT+RGBW 16Bit” (p. 93)
64	White 4 Fine	0–255	Fine adjustment of CH 63
65	Dimmer 5		Same as CH 40 in the mode “Mode 9 - 8 Zone CCT+RGB” (p. 60)
66	Dimmer 5 Fine	0–255	Fine adjustment of CH 65
67	Color Temperature 5		Same as CH 54 in the mode “Mode 9 - 8 Zone CCT+RGB” (p. 61)
68	Color Temperature 5 Fine	0–255	Fine adjustment of CH 67
69	Tint 5		Same as CH 69 in the mode “Mode 22 - 8 Zone CCT+RGBW 16Bit” (p. 93)
70	Tint 5 Fine	0–255	Fine adjustment of CH 69
71	Color XF 5		Same as CH 56 in the mode “Mode 9 - 8 Zone CCT+RGB” (p. 61)
72	Color XF 5 Fine	0–255	Fine adjustment of CH 71
73	Red 5		Same as CH 58 in the mode “Mode 9 - 8 Zone CCT+RGB” (p. 61)
74	Red 5 Fine	0–255	Fine adjustment of CH 73
75	Green 5		Same as CH 60 in the mode “Mode 9 - 8 Zone CCT+RGB” (p. 61)
76	Green 5 Fine	0–255	Fine adjustment of CH 75
77	Blue 5		Same as CH 62 in the mode “Mode 9 - 8 Zone CCT+RGB” (p. 61)
78	Blue 5 Fine	0–255	Fine adjustment of CH 77
79	White 5		Same as CH 79 in the mode “Mode 22 - 8 Zone CCT+RGBW 16Bit” (p. 93)
80	White 5 Fine	0–255	Fine adjustment of CH 79
81	Dimmer 6		Same as CH 52 in the mode “Mode 9 - 8 Zone CCT+RGB” (p. 60)
82	Dimmer 6 Fine	0–255	Fine adjustment of CH 81
83	Color Temperature 6		Same as CH 66 in the mode “Mode 9 - 8 Zone CCT+RGB” (p. 61)
84	Color Temperature 6 Fine	0–255	Fine adjustment of CH 83
85	Tint 6		Same as CH 85 in the mode “Mode 22 - 8 Zone CCT+RGBW 16Bit” (p. 93)
86	Tint 6 Fine	0–255	Fine adjustment of CH 85
87	Color XF 6		Same as CH 68 in the mode “Mode 9 - 8 Zone CCT+RGB” (p. 61)
88	Color XF 6 Fine	0–255	Fine adjustment of CH 87
89	Red 6		Same as CH 70 in the mode “Mode 9 - 8 Zone CCT+RGB” (p. 61)
90	Red 6 Fine	0–255	Fine adjustment of CH 89

CH	Function	DMX	Description
91	Green 6		Same as CH 72 in the mode “Mode 9 - 8 Zone CCT+RGB” (p. 62)
92	Green 6 Fine	0–255	Fine adjustment of CH 91
93	Blue 6		Same as CH 74 in the mode “Mode 9 - 8 Zone CCT+RGB” (p. 62)
94	Blue 6 Fine	0–255	Fine adjustment of CH 93
95	White 6		Same as CH 95 in the mode “Mode 22 - 8 Zone CCT+RGBW 16Bit” (p. 94)
96	White 6 Fine	0–255	Fine adjustment of CH 95
97	Dimmer 7		Same as CH 64 in the mode “Mode 9 - 8 Zone CCT+RGB” (p. 61)
98	Dimmer 7 Fine	0–255	Fine adjustment of CH 97
99	Color Temperature 7		Same as CH 78 in the mode “Mode 9 - 8 Zone CCT+RGB” (p. 62)
100	Color Temperature 7 Fine	0–255	Fine adjustment of CH 99
101	Tint 7		Same as CH 101 in the mode “Mode 22 - 8 Zone CCT+RGBW 16Bit” (p. 94)
102	Tint 7 Fine	0–255	Fine adjustment of CH 101
103	Color XF 7		Same as CH 80 in the mode “Mode 9 - 8 Zone CCT+RGB” (p. 62)
104	Color XF 7 Fine	0–255	Fine adjustment of CH 103
105	Red 7		Same as CH 82 in the mode “Mode 9 - 8 Zone CCT+RGB” (p. 62)
106	Red 7 Fine	0–255	Fine adjustment of CH 105
107	Green 7		Same as CH 84 in the mode “Mode 9 - 8 Zone CCT+RGB” (p. 62)
108	Green 7 Fine	0–255	Fine adjustment of CH 107
109	Blue 7		Same as CH 86 in the mode “Mode 9 - 8 Zone CCT+RGB” (p. 62)
110	Blue 7 Fine	0–255	Fine adjustment of CH 109
111	White 7		Same as CH 111 in the mode “Mode 22 - 8 Zone CCT+RGBW 16Bit” (p. 94)
112	White 7 Fine	0–255	Fine adjustment of CH 111
113	Dimmer 8		Same as CH 76 in the mode “Mode 9 - 8 Zone CCT+RGB” (p. 62)
114	Dimmer 8 Fine	0–255	Fine adjustment of CH 113
115	Color Temperature 8		Same as CH 90 in the mode “Mode 9 - 8 Zone CCT+RGB” (p. 62)
116	Color Temperature 8 Fine	0–255	Fine adjustment of CH 115
117	Tint 8		Same as CH 117 in the mode “Mode 22 - 8 Zone CCT+RGBW 16Bit” (p. 95)
118	Tint 8 Fine	0–255	Fine adjustment of CH 117
119	Color XF 8		Same as CH 92 in the mode “Mode 9 - 8 Zone CCT+RGB” (p. 63)
120	Color XF 8 Fine	0–255	Fine adjustment of CH 119

CH	Function	DMX	Description
121	Red 8		Same as CH 94 in the mode “Mode 9 - 8 Zone CCT+RGB” (p. 63)
122	Red 8 Fine	0–255	Fine adjustment of CH 121
123	Green 8		Same as CH 96 in the mode “Mode 9 - 8 Zone CCT+RGB” (p. 63)
124	Green 8 Fine	0–255	Fine adjustment of CH 123
125	Blue 8		Same as CH 98 in the mode “Mode 9 - 8 Zone CCT+RGB” (p. 63)
126	Blue 8 Fine	0–255	Fine adjustment of CH 125
127	White 8		Same as CH 127 in the mode “Mode 22 - 8 Zone CCT+RGBW 16Bit” (p. 95)
128	White 8 Fine	0–255	Fine adjustment of CH 127
129	Dimmer 9		Same as CH 88 in the mode “Mode 9 - 8 Zone CCT+RGB” (p. 62)
130	Dimmer 9 Fine	0–255	Fine adjustment of CH 129
131	Color Temperature 9	0–17	1500 ... 2800
		17–23	2800 ... 3200
		23–38	3200 ... 4300
		38–56	4300 ... 5600
		56–69	5600 ... 6500
		69–117	6500 ... 10000
		117–255	10000 ... 20000
		255	20000
132	Color Temperature 9 Fine	0–255	Fine adjustment of CH 131
133	Tint 9	0–17	Empty Channel Set
		17–38	Full Minus G
		38–117	99% >> 1% Minus G
		117–156	Neutral
		156–235	1% >> 99% Plus G
		235–237	1% >> 99% Plus G ... Full Plus G
		238–255	Full Plus G
134	Tint 9 Fine	0–255	Fine adjustment of CH 133
135	Color XF 9		White/Color XF
		0–255	White ... Color
		255	Color
136	Color XF 9 Fine	0–255	Fine adjustment of CH 135
137	Red 9	0–255	Min ... max
		255	Max
138	Red 9 Fine	0–255	Fine adjustment of CH 137
139	Green 9	0–255	Min ... max
		255	Max
140	Green 9 Fine	0–255	Fine adjustment of CH 139
141	Blue 9	0–255	Min ... max

CH	Function	DMX	Description
141	Blue 9 (continued)	255	Max
142	Blue 9 Fine	0–255	Fine adjustment of CH 141
143	White 9	0–255	Min ... max
		255	Max
144	White 9 Fine	0–255	Fine adjustment of CH 143
145	Dimmer 10	0–255	Closed ... open
		255	Open
146	Dimmer 10 Fine	0–255	Fine adjustment of CH 145
147	Color Temperature 10	0–17	1500 ... 2800
		17–23	2800 ... 3200
		23–38	3200 ... 4300
		38–56	4300 ... 5600
		56–69	5600 ... 6500
		69–117	6500 ... 10000
		117–255	10000 ... 20000
		255	20000
148	Color Temperature 10 Fine	0–255	Fine adjustment of CH 147
149	Tint 10	0–17	Empty Channel Set
		17–38	Full Minus G
		38–117	99% >> 1% Minus G
		117–156	Neutral
		156–235	1% >> 99% Plus G
		235–237	1% >> 99% Plus G ... Full Plus G
		238–255	Full Plus G
150	Tint 10 Fine	0–255	Fine adjustment of CH 149
151	Color XF 10		White/Color XF
		0–255	White ... Color
		255	Color
152	Color XF 10 Fine	0–255	Fine adjustment of CH 151
153	Red 10	0–255	Min ... max
		255	Max
154	Red 10 Fine	0–255	Fine adjustment of CH 153
155	Green 10	0–255	Min ... max
		255	Max
156	Green 10 Fine	0–255	Fine adjustment of CH 155
157	Blue 10	0–255	Min ... max
		255	Max
158	Blue 10 Fine	0–255	Fine adjustment of CH 157
159	White 10	0–255	Min ... max
		255	Max
160	White 10 Fine	0–255	Fine adjustment of CH 159
161	Dimmer 11	0–255	Closed ... open

CH	Function	DMX	Description
161	Dimmer 11 (continued)	255	Open
162	Dimmer 11 Fine	0–255	Fine adjustment of CH 161
163	Color Temperature 11	0–17	1500 ... 2800
		17–23	2800 ... 3200
		23–38	3200 ... 4300
		38–56	4300 ... 5600
		56–69	5600 ... 6500
		69–117	6500 ... 10000
		117–255	10000 ... 20000
		255	20000
164	Color Temperature 11 Fine	0–255	Fine adjustment of CH 163
165	Tint 11	0–17	Empty Channel Set
		17–38	Full Minus G
		38–117	99% >> 1% Minus G
		117–156	Neutral
		156–235	1% >> 99% Plus G
		235–237	1% >> 99% Plus G ... Full Plus G
		238–255	Full Plus G
166	Tint 11 Fine	0–255	Fine adjustment of CH 165
167	Color XF 11		White/Color XF
		0–255	White ... Color
		255	Color
168	Color XF 11 Fine	0–255	Fine adjustment of CH 167
169	Red 11	0–255	Min ... max
		255	Max
170	Red 11 Fine	0–255	Fine adjustment of CH 169
171	Green 11	0–255	Min ... max
		255	Max
172	Green 11 Fine	0–255	Fine adjustment of CH 171
173	Blue 11	0–255	Min ... max
		255	Max
174	Blue 11 Fine	0–255	Fine adjustment of CH 173
175	White 11	0–255	Min ... max
		255	Max
176	White 11 Fine	0–255	Fine adjustment of CH 175
177	Dimmer 12	0–255	Closed ... open
		255	Open
178	Dimmer 12 Fine	0–255	Fine adjustment of CH 177
179	Color Temperature 12	0–17	1500 ... 2800
		17–23	2800 ... 3200
		23–38	3200 ... 4300

CH	Function	DMX	Description
179	Color Temperature 12 (continued)	38–56	4300 … 5600
		56–69	5600 … 6500
		69–117	6500 … 10000
		117–255	10000 … 20000
		255	20000
180	Color Temperature 12 Fine	0–255	Fine adjustment of CH 179
181	Tint 12	0–17	Empty Channel Set
		17–38	Full Minus G
		38–117	99% >> 1% Minus G
		117–156	Neutral
		156–235	1% >> 99% Plus G
		235–237	1% >> 99% Plus G … Full Plus G
		238–255	Full Plus G
182	Tint 12 Fine	0–255	Fine adjustment of CH 181
183	Color XF 12		White/Color XF
		0–255	White … Color
		255	Color
184	Color XF 12 Fine	0–255	Fine adjustment of CH 183
185	Red 12	0–255	Min … max
		255	Max
186	Red 12 Fine	0–255	Fine adjustment of CH 185
187	Green 12	0–255	Min … max
		255	Max
188	Green 12 Fine	0–255	Fine adjustment of CH 187
189	Blue 12	0–255	Min … max
		255	Max
190	Blue 12 Fine	0–255	Fine adjustment of CH 189
191	White 12	0–255	Min … max
		255	Max
192	White 12 Fine	0–255	Fine adjustment of CH 191
193	Dimmer 13	0–255	Closed … open
		255	Open
194	Dimmer 13 Fine	0–255	Fine adjustment of CH 193
195	Color Temperature 13	0–17	1500 … 2800
		17–23	2800 … 3200
		23–38	3200 … 4300
		38–56	4300 … 5600
		56–69	5600 … 6500
		69–117	6500 … 10000
		117–255	10000 … 20000
		255	20000

CH	Function	DMX	Description
196	Color Temperature 13 Fine	0–255	Fine adjustment of CH 195
197	Tint 13	0–17	Empty Channel Set
		17–38	Full Minus G
		38–117	99% >> 1% Minus G
		117–156	Neutral
		156–235	1% >> 99% Plus G
		235–237	1% >> 99% Plus G ... Full Plus G
		238–255	Full Plus G
198	Tint 13 Fine	0–255	Fine adjustment of CH 197
199	Color XF 13		White/Color XF
		0–255	White ... Color
		255	Color
200	Color XF 13 Fine	0–255	Fine adjustment of CH 199
201	Red 13	0–255	Min ... max
		255	Max
202	Red 13 Fine	0–255	Fine adjustment of CH 201
203	Green 13	0–255	Min ... max
		255	Max
204	Green 13 Fine	0–255	Fine adjustment of CH 203
205	Blue 13	0–255	Min ... max
		255	Max
206	Blue 13 Fine	0–255	Fine adjustment of CH 205
207	White 13	0–255	Min ... max
		255	Max
208	White 13 Fine	0–255	Fine adjustment of CH 207
209	Dimmer 14	0–255	Closed ... open
		255	Open
210	Dimmer 14 Fine	0–255	Fine adjustment of CH 209
211	Color Temperature 14	0–17	1500 ... 2800
		17–23	2800 ... 3200
		23–38	3200 ... 4300
		38–56	4300 ... 5600
		56–69	5600 ... 6500
		69–117	6500 ... 10000
		117–255	10000 ... 20000
		255	20000
212	Color Temperature 14 Fine	0–255	Fine adjustment of CH 211
213	Tint 14	0–17	Empty Channel Set
		17–38	Full Minus G
		38–117	99% >> 1% Minus G
		117–156	Neutral

CH	Function	DMX	Description
213	Tint 14 (continued)	156–235	1% >> 99% Plus G
		235–237	1% >> 99% Plus G ... Full Plus G
		238–255	Full Plus G
214	Tint 14 Fine	0–255	Fine adjustment of CH 213
215	Color XF 14		White/Color XF
		0–255	White ... Color
		255	Color
216	Color XF 14 Fine	0–255	Fine adjustment of CH 215
217	Red 14	0–255	Min ... max
		255	Max
218	Red 14 Fine	0–255	Fine adjustment of CH 217
219	Green 14	0–255	Min ... max
		255	Max
220	Green 14 Fine	0–255	Fine adjustment of CH 219
221	Blue 14	0–255	Min ... max
		255	Max
222	Blue 14 Fine	0–255	Fine adjustment of CH 221
223	White 14	0–255	Min ... max
		255	Max
224	White 14 Fine	0–255	Fine adjustment of CH 223
225	Dimmer 15	0–255	Closed ... open
		255	Open
226	Dimmer 15 Fine	0–255	Fine adjustment of CH 225
227	Color Temperature 15	0–17	1500 ... 2800
		17–23	2800 ... 3200
		23–38	3200 ... 4300
		38–56	4300 ... 5600
		56–69	5600 ... 6500
		69–117	6500 ... 10000
		117–255	10000 ... 20000
		255	20000
228	Color Temperature 15 Fine	0–255	Fine adjustment of CH 227
229	Tint 15	0–17	Empty Channel Set
		17–38	Full Minus G
		38–117	99% >> 1% Minus G
		117–156	Neutral
		156–235	1% >> 99% Plus G
		235–237	1% >> 99% Plus G ... Full Plus G
		238–255	Full Plus G
230	Tint 15 Fine	0–255	Fine adjustment of CH 229
231	Color XF 15		White/Color XF

CH	Function	DMX	Description
231	Color XF 15 (continued)	0–255	White ... Color
		255	Color
232	Color XF 15 Fine	0–255	Fine adjustment of CH 231
233	Red 15	0–255	Min ... max
		255	Max
234	Red 15 Fine	0–255	Fine adjustment of CH 233
235	Green 15	0–255	Min ... max
		255	Max
236	Green 15 Fine	0–255	Fine adjustment of CH 235
237	Blue 15	0–255	Min ... max
		255	Max
238	Blue 15 Fine	0–255	Fine adjustment of CH 237
239	White 15	0–255	Min ... max
		255	Max
240	White 15 Fine	0–255	Fine adjustment of CH 239
241	Dimmer 16	0–255	Closed ... open
		255	Open
242	Dimmer 16 Fine	0–255	Fine adjustment of CH 241
243	Color Temperature 16	0–17	1500 ... 2800
		17–23	2800 ... 3200
		23–38	3200 ... 4300
		38–56	4300 ... 5600
		56–69	5600 ... 6500
		69–117	6500 ... 10000
		117–255	10000 ... 20000
		255	20000
244	Color Temperature 16 Fine	0–255	Fine adjustment of CH 243
245	Tint 16	0–17	Empty Channel Set
		17–38	Full Minus G
		38–117	99% >> 1% Minus G
		117–156	Neutral
		156–235	1% >> 99% Plus G
		235–237	1% >> 99% Plus G ... Full Plus G
		238–255	Full Plus G
246	Tint 16 Fine	0–255	Fine adjustment of CH 245
247	Color XF 16		White/Color XF
		0–255	White ... Color
		255	Color
248	Color XF 16 Fine	0–255	Fine adjustment of CH 247
249	Red 16	0–255	Min ... max
		255	Max

CH	Function	DMX	Description
250	Red 16 Fine	0–255	Fine adjustment of CH 249
251	Green 16	0–255	Min ... max
		255	Max
252	Green 16 Fine	0–255	Fine adjustment of CH 251
253	Blue 16	0–255	Min ... max
		255	Max
254	Blue 16 Fine	0–255	Fine adjustment of CH 253
255	White 16	0–255	Min ... max
		255	Max
256	White 16 Fine	0–255	Fine adjustment of CH 255
257	Dimmer 17	0–255	Closed ... open
		255	Open
258	Dimmer 17 Fine	0–255	Fine adjustment of CH 257
259	Color Temperature 17	0–17	1500 ... 2800
		17–23	2800 ... 3200
		23–38	3200 ... 4300
		38–56	4300 ... 5600
		56–69	5600 ... 6500
		69–117	6500 ... 10000
		117–255	10000 ... 20000
		255	20000
260	Color Temperature 17 Fine	0–255	Fine adjustment of CH 259
261	Tint 17	0–17	Empty Channel Set
		17–38	Full Minus G
		38–117	99% >> 1% Minus G
		117–156	Neutral
		156–235	1% >> 99% Plus G
		235–237	1% >> 99% Plus G ... Full Plus G
		238–255	Full Plus G
262	Tint 17 Fine	0–255	Fine adjustment of CH 261
263	Color XF 17		White/Color XF
		0–255	White ... Color
		255	Color
264	Color XF 17 Fine	0–255	Fine adjustment of CH 263
265	Red 17	0–255	Min ... max
		255	Max
266	Red 17 Fine	0–255	Fine adjustment of CH 265
267	Green 17	0–255	Min ... max
		255	Max
268	Green 17 Fine	0–255	Fine adjustment of CH 267
269	Blue 17	0–255	Min ... max

CH	Function	DMX	Description
269	Blue 17 (continued)	255	Max
270	Blue 17 Fine	0–255	Fine adjustment of CH 269
271	White 17	0–255	Min ... max
		255	Max
272	White 17 Fine	0–255	Fine adjustment of CH 271
273	Dimmer 18	0–255	Closed ... open
		255	Open
274	Dimmer 18 Fine	0–255	Fine adjustment of CH 273
275	Color Temperature 18	0–17	1500 ... 2800
		17–23	2800 ... 3200
		23–38	3200 ... 4300
		38–56	4300 ... 5600
		56–69	5600 ... 6500
		69–117	6500 ... 10000
		117–255	10000 ... 20000
		255	20000
276	Color Temperature 18 Fine	0–255	Fine adjustment of CH 275
277	Tint 18	0–17	Empty Channel Set
		17–38	Full Minus G
		38–117	99% >> 1% Minus G
		117–156	Neutral
		156–235	1% >> 99% Plus G
		235–237	1% >> 99% Plus G ... Full Plus G
		238–255	Full Plus G
278	Tint 18 Fine	0–255	Fine adjustment of CH 277
279	Color XF 18		White/Color XF
		0–255	White ... Color
		255	Color
280	Color XF 18 Fine	0–255	Fine adjustment of CH 279
281	Red 18	0–255	Min ... max
		255	Max
282	Red 18 Fine	0–255	Fine adjustment of CH 281
283	Green 18	0–255	Min ... max
		255	Max
284	Green 18 Fine	0–255	Fine adjustment of CH 283
285	Blue 18	0–255	Min ... max
		255	Max
286	Blue 18 Fine	0–255	Fine adjustment of CH 285
287	White 18	0–255	Min ... max
		255	Max
288	White 18 Fine	0–255	Fine adjustment of CH 287
289	Dimmer 19	0–255	Closed ... open

CH	Function	DMX	Description
289	Dimmer 19 (continued)	255	Open
290	Dimmer 19 Fine	0–255	Fine adjustment of CH 289
291	Color Temperature 19	0–17	1500 ... 2800
		17–23	2800 ... 3200
		23–38	3200 ... 4300
		38–56	4300 ... 5600
		56–69	5600 ... 6500
		69–117	6500 ... 10000
		117–255	10000 ... 20000
		255	20000
292	Color Temperature 19 Fine	0–255	Fine adjustment of CH 291
293	Tint 19	0–17	Empty Channel Set
		17–38	Full Minus G
		38–117	99% >> 1% Minus G
		117–156	Neutral
		156–235	1% >> 99% Plus G
		235–237	1% >> 99% Plus G ... Full Plus G
		238–255	Full Plus G
294	Tint 19 Fine	0–255	Fine adjustment of CH 293
295	Color XF 19		White/Color XF
		0–255	White ... Color
		255	Color
296	Color XF 19 Fine	0–255	Fine adjustment of CH 295
297	Red 19	0–255	Min ... max
		255	Max
298	Red 19 Fine	0–255	Fine adjustment of CH 297
299	Green 19	0–255	Min ... max
		255	Max
300	Green 19 Fine	0–255	Fine adjustment of CH 299
301	Blue 19	0–255	Min ... max
		255	Max
302	Blue 19 Fine	0–255	Fine adjustment of CH 301
303	White 19	0–255	Min ... max
		255	Max
304	White 19 Fine	0–255	Fine adjustment of CH 303
305	Dimmer 20	0–255	Closed ... open
		255	Open
306	Dimmer 20 Fine	0–255	Fine adjustment of CH 305
307	Color Temperature 20	0–17	1500 ... 2800
		17–23	2800 ... 3200
		23–38	3200 ... 4300
		38–56	4300 ... 5600

CH	Function	DMX	Description
307	Color Temperature 20 (continued)	56–69	5600 … 6500
		69–117	6500 … 10000
		117–255	10000 … 20000
		255	20000
308	Color Temperature 20 Fine	0–255	Fine adjustment of CH 307
309	Tint 20	0–17	Empty Channel Set
		17–38	Full Minus G
		38–117	99% >> 1% Minus G
		117–156	Neutral
		156–235	1% >> 99% Plus G
		235–237	1% >> 99% Plus G … Full Plus G
		238–255	Full Plus G
310	Tint 20 Fine	0–255	Fine adjustment of CH 309
311	Color XF 20		White/Color XF
		0–255	White … Color
		255	Color
312	Color XF 20 Fine	0–255	Fine adjustment of CH 311
313	Red 20	0–255	Min … max
		255	Max
314	Red 20 Fine	0–255	Fine adjustment of CH 313
315	Green 20	0–255	Min … max
		255	Max
316	Green 20 Fine	0–255	Fine adjustment of CH 315
317	Blue 20	0–255	Min … max
		255	Max
318	Blue 20 Fine	0–255	Fine adjustment of CH 317
319	White 20	0–255	Min … max
		255	Max
320	White 20 Fine	0–255	Fine adjustment of CH 319
321	Dimmer 21	0–255	Closed … open
		255	Open
322	Dimmer 21 Fine	0–255	Fine adjustment of CH 321
323	Color Temperature 21	0–17	1500 … 2800
		17–23	2800 … 3200
		23–38	3200 … 4300
		38–56	4300 … 5600
		56–69	5600 … 6500
		69–117	6500 … 10000
		117–255	10000 … 20000
		255	20000
324	Color Temperature 21 Fine	0–255	Fine adjustment of CH 323
325	Tint 21	0–17	Empty Channel Set

CH	Function	DMX	Description
325	Tint 21 (continued)	17–38	Full Minus G
		38–117	99% >> 1% Minus G
		117–156	Neutral
		156–235	1% >> 99% Plus G
		235–237	1% >> 99% Plus G ... Full Plus G
		238–255	Full Plus G
326	Tint 21 Fine	0–255	Fine adjustment of CH 325
327	Color XF 21		White/Color XF
		0–255	White ... Color
		255	Color
328	Color XF 21 Fine	0–255	Fine adjustment of CH 327
329	Red 21	0–255	Min ... max
		255	Max
330	Red 21 Fine	0–255	Fine adjustment of CH 329
331	Green 21	0–255	Min ... max
		255	Max
332	Green 21 Fine	0–255	Fine adjustment of CH 331
333	Blue 21	0–255	Min ... max
		255	Max
334	Blue 21 Fine	0–255	Fine adjustment of CH 333
335	White 21	0–255	Min ... max
		255	Max
336	White 21 Fine	0–255	Fine adjustment of CH 335
337	Dimmer 22	0–255	Closed ... open
		255	Open
338	Dimmer 22 Fine	0–255	Fine adjustment of CH 337
339	Color Temperature 22	0–17	1500 ... 2800
		17–23	2800 ... 3200
		23–38	3200 ... 4300
		38–56	4300 ... 5600
		56–69	5600 ... 6500
		69–117	6500 ... 10000
		117–255	10000 ... 20000
		255	20000
340	Color Temperature 22 Fine	0–255	Fine adjustment of CH 339
341	Tint 22	0–17	Empty Channel Set
		17–38	Full Minus G
		38–117	99% >> 1% Minus G
		117–156	Neutral
		156–235	1% >> 99% Plus G
		235–237	1% >> 99% Plus G ... Full Plus G
		238–255	Full Plus G

CH	Function	DMX	Description
342	Tint 22 Fine	0–255	Fine adjustment of CH 341
343	Color XF 22		White/Color XF
		0–255	White ... Color
		255	Color
344	Color XF 22 Fine	0–255	Fine adjustment of CH 343
345	Red 22	0–255	Min ... max
		255	Max
346	Red 22 Fine	0–255	Fine adjustment of CH 345
347	Green 22	0–255	Min ... max
		255	Max
348	Green 22 Fine	0–255	Fine adjustment of CH 347
349	Blue 22	0–255	Min ... max
		255	Max
350	Blue 22 Fine	0–255	Fine adjustment of CH 349
351	White 22	0–255	Min ... max
		255	Max
352	White 22 Fine	0–255	Fine adjustment of CH 351
353	Dimmer 23	0–255	Closed ... open
		255	Open
354	Dimmer 23 Fine	0–255	Fine adjustment of CH 353
355	Color Temperature 23	0–17	1500 ... 2800
		17–23	2800 ... 3200
		23–38	3200 ... 4300
		38–56	4300 ... 5600
		56–69	5600 ... 6500
		69–117	6500 ... 10000
		117–255	10000 ... 20000
		255	20000
356	Color Temperature 23 Fine	0–255	Fine adjustment of CH 355
357	Tint 23	0–17	Empty Channel Set
		17–38	Full Minus G
		38–117	99% >> 1% Minus G
		117–156	Neutral
		156–235	1% >> 99% Plus G
		235–237	1% >> 99% Plus G ... Full Plus G
		238–255	Full Plus G
358	Tint 23 Fine	0–255	Fine adjustment of CH 357
359	Color XF 23		White/Color XF
		0–255	White ... Color
		255	Color
360	Color XF 23 Fine	0–255	Fine adjustment of CH 359
361	Red 23	0–255	Min ... max

CH	Function	DMX	Description
361	Red 23 (continued)	255	Max
362	Red 23 Fine	0–255	Fine adjustment of CH 361
363	Green 23	0–255	Min ... max
		255	Max
364	Green 23 Fine	0–255	Fine adjustment of CH 363
365	Blue 23	0–255	Min ... max
		255	Max
366	Blue 23 Fine	0–255	Fine adjustment of CH 365
367	White 23	0–255	Min ... max
		255	Max
368	White 23 Fine	0–255	Fine adjustment of CH 367
369	Dimmer 24	0–255	Closed ... open
		255	Open
370	Dimmer 24 Fine	0–255	Fine adjustment of CH 369
371	Color Temperature 24	0–17	1500 ... 2800
		17–23	2800 ... 3200
		23–38	3200 ... 4300
		38–56	4300 ... 5600
		56–69	5600 ... 6500
		69–117	6500 ... 10000
		117–255	10000 ... 20000
		255	20000
372	Color Temperature 24 Fine	0–255	Fine adjustment of CH 371
373	Tint 24	0–17	Empty Channel Set
		17–38	Full Minus G
		38–117	99% >> 1% Minus G
		117–156	Neutral
		156–235	1% >> 99% Plus G
		235–237	1% >> 99% Plus G ... Full Plus G
		238–255	Full Plus G
374	Tint 24 Fine	0–255	Fine adjustment of CH 373
375	Color XF 24		White/Color XF
		0–255	White ... Color
		255	Color
376	Color XF 24 Fine	0–255	Fine adjustment of CH 375
377	Red 24	0–255	Min ... max
		255	Max
378	Red 24 Fine	0–255	Fine adjustment of CH 377
379	Green 24	0–255	Min ... max
		255	Max
380	Green 24 Fine	0–255	Fine adjustment of CH 379
381	Blue 24	0–255	Min ... max

CH	Function	DMX	Description
381	Blue 24 (continued)	255	Max
382	Blue 24 Fine	0–255	Fine adjustment of CH 381
383	White 24	0–255	Min ... max
		255	Max
384	White 24 Fine	0–255	Fine adjustment of CH 383
385	Strobe Duration		Same as CH 16 in the mode “Mode 3 - Ultimate” (p. 33)
386	Strobe Speed		Same as CH 17 in the mode “Mode 3 - Ultimate” (p. 33)
387	Fan Mode		Same as CH 11 in the mode “Mode 11 - CCT+RGBW 8Bit” (p. 74)
388	Control		Same as CH 12 in the mode “Mode 11 - CCT+RGBW 8Bit” (p. 74)

Mode 23 - 8 Zone CCT+XY 8Bit

If the device receives DMX in this mode but gives no light, check these channels: CH 1 Dimmer above 0 (the same in each of the 8 cells). The GDTF file gives these values for a console's Highlight function: CH 1 Dimmer 255 (the same in each of the 8 cells), CH 2 Color Temperature 255 (the same in each of the 8 cells).

Channel functions at a glance

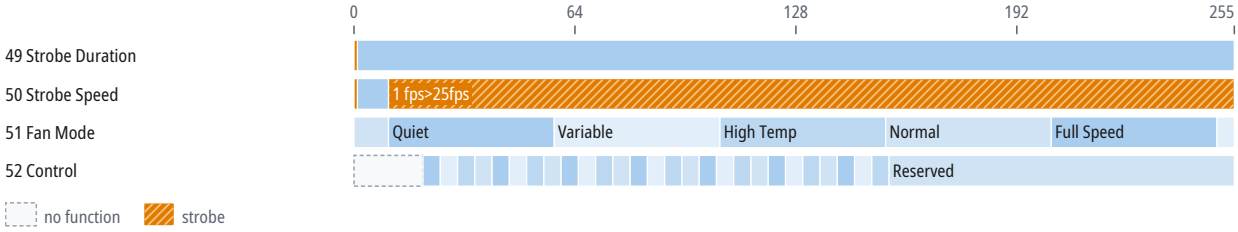

CH	Function	DMX	Description
1	Dimmer 1	0	Closed
		1–254	Closed ... open
		255	Open
2	Color Temperature 1	0	1500
		1–17	1500 ... 2800
		18	2800
		19–23	2800 ... 3200
		24	3200
		25–40	3200 ... 4500
		41	4500
		42–56	4500 ... 5600
		57	5600
		58–68	5600 ... 6500
		69	6500
		70–116	6500 ... 10000
		117	10000
		118–254	10000 ... 20000

CH	Function	DMX	Description
2	Color Temperature 1 (continued)	255	20000
3	Tint 1	0–10	No Effect
		11–20	Full Minus G
		21–119	99% >> 1% Minus G
		120–145	Neutral
		146–244	1% >> 99% Plus G
		245–255	Full Plus G
4	Color XF 1		White/Color XF
		0	White
		1–254	White ... Color
		255	Color
5	CIE X 1	0–255	
6	CIE Y 1	0–255	
49	Strobe Duration		Same as CH 16 in the mode “Mode 3 - Ultimate” (p. 33)
50	Strobe Speed		Same as CH 17 in the mode “Mode 3 - Ultimate” (p. 33)
51	Fan Mode		Same as CH 11 in the mode “Mode 11 - CCT+RGBW 8Bit” (p. 74)
52	Control		Same as CH 12 in the mode “Mode 11 - CCT+RGBW 8Bit” (p. 74)

CH 1–48: 8 cells of 6 channels each. Every cell works as cell 1 in the table above (CH 1–6); the table below gives each cell's channel numbers.

Cell	Dimmer	Color Temperature	Tint	Color XF	CIE X	CIE Y
1	1	2	3	4	5	6
2	7	8	9	10	11	12
3	13	14	15	16	17	18
4	19	20	21	22	23	24
5	25	26	27	28	29	30
6	31	32	33	34	35	36
7	37	38	39	40	41	42
8	43	44	45	46	47	48

Mode 23 - 24 Zone CCT+XY 8Bit

If the device receives DMX in this mode but gives no light, check these channels: CH 1 Dimmer above 0 (the same in each of the 24 cells). The GDTF file gives these values for a console's Highlight function: CH 1 Dimmer 255 (the same in each of the 24 cells), CH 2 Color Temperature 255 (the same in each of the 24 cells).

Channel functions at a glance

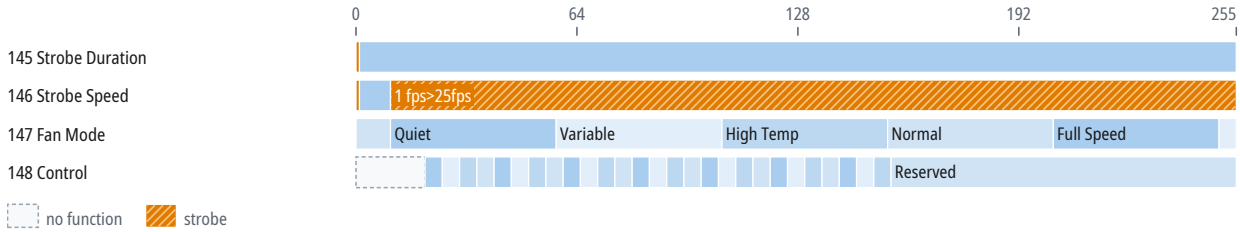

CH	Function	DMX	Description
1	Dimmer 1	0	Closed
		1–254	Closed ... open
		255	Open
2	Color Temperature 1	0	1500
		1–17	1500 ... 2800
		18	2800
		19–23	2800 ... 3200
		24	3200
		25–40	3200 ... 4500
		41	4500
		42–56	4500 ... 5600
		57	5600
		58–68	5600 ... 6500
		69	6500
		70–116	6500 ... 10000
		117	10000
		118–254	10000 ... 20000
		255	20000
3	Tint 1	0–10	No Effect
		11–20	Full Minus G
		21–119	99% >> 1% Minus G
		120–145	Neutral
		146–244	1% >> 99% Plus G
		245–255	Full Plus G
4	Color XF 1		White/Color XF
		0	White
		1–254	White ... Color
		255	Color
5	CIE X 1	0–255	

CH	Function	DMX	Description
6	CIE Y 1	0–255	
145	Strobe Duration		Same as CH 16 in the mode “Mode 3 - Ultimate” (p. 33)
146	Strobe Speed		Same as CH 17 in the mode “Mode 3 - Ultimate” (p. 33)
147	Fan Mode		Same as CH 11 in the mode “Mode 11 - CCT+RGBW 8Bit” (p. 74)
148	Control		Same as CH 12 in the mode “Mode 11 - CCT+RGBW 8Bit” (p. 74)

CH 1–144: 24 cells of 6 channels each. Every cell works as cell 1 in the table above (CH 1–6); the table below gives each cell's channel numbers.

Cell	Dimmer	Color Temperature	Tint	Color XF	CIE X	CIE Y
1	1	2	3	4	5	6
2	7	8	9	10	11	12
3	13	14	15	16	17	18
4	19	20	21	22	23	24
5	25	26	27	28	29	30
6	31	32	33	34	35	36
7	37	38	39	40	41	42
8	43	44	45	46	47	48
9	49	50	51	52	53	54
10	55	56	57	58	59	60
11	61	62	63	64	65	66
12	67	68	69	70	71	72
13	73	74	75	76	77	78
14	79	80	81	82	83	84
15	85	86	87	88	89	90
16	91	92	93	94	95	96
17	97	98	99	100	101	102
18	103	104	105	106	107	108
19	109	110	111	112	113	114
20	115	116	117	118	119	120
21	121	122	123	124	125	126
22	127	128	129	130	131	132
23	133	134	135	136	137	138
24	139	140	141	142	143	144

Mode 24 - 8 Zone CCT+XY 16Bit

16-bit parameters use two channels, coarse and fine: value = 256 × coarse value + fine value.

If the device receives DMX in this mode but gives no light, check these channels: CH 1 Dimmer 1 above 0; CH 13 Dimmer 2 above 0; CH 25 Dimmer 3 above 0; CH 37 Dimmer 4 above 0; CH 49 Dimmer 5 above 0; CH 61 Dimmer 6 above 0; CH 73 Dimmer 7 above 0; CH 85 Dimmer 8 above 0. The GDTF file gives these values for a console's Highlight function: CH 1 Dimmer 1 255, CH 3 Color Temperature 1 255, CH 13 Dimmer 2 255, CH 15 Color Temperature 2 255, CH 25 Dimmer 3 255, CH 27 Color Temperature 3 255, CH 37 Dimmer 4 255, CH 39 Color Temperature 4 255, CH 49 Dimmer 5 255, CH 51 Color Temperature 5 255, CH 61 Dimmer 6 255, CH 63 Color Temperature 6 255, CH 73 Dimmer 7 255, CH 75 Color Temperature 7 255, CH 85 Dimmer 8 255, CH 87 Color Temperature 8 255.

Channel functions at a glance

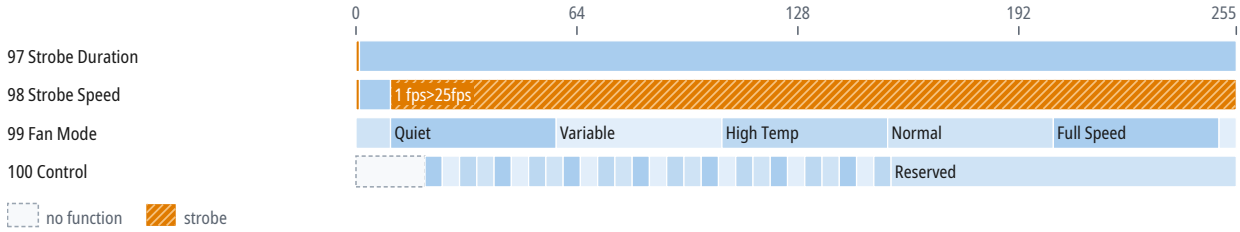

CH	Function	DMX	Description
1	Dimmer 1		Same as CH 1 in the mode “Mode 9 - 8 Zone CCT+RGB” (p. 58)
2	Dimmer 1 Fine	0–255	Fine adjustment of CH 1
3	Color Temperature 1		Same as CH 6 in the mode “Mode 9 - 8 Zone CCT+RGB” (p. 58)
4	Color Temperature 1 Fine	0–255	Fine adjustment of CH 3
5	Tint 1		Same as CH 5 in the mode “Mode 22 - 8 Zone CCT+RGBW 16Bit” (p. 90)
6	Tint 1 Fine	0–255	Fine adjustment of CH 5
7	Color XF 1		Same as CH 8 in the mode “Mode 9 - 8 Zone CCT+RGB” (p. 59)
8	Color XF 1 Fine	0–255	Fine adjustment of CH 7
9	CIE X 1	0–255	
10	CIE X 1 Fine	0–255	Fine adjustment of CH 9
11	CIE Y 1	0–255	
12	CIE Y 1 Fine	0–255	Fine adjustment of CH 11
13	Dimmer 2		Same as CH 4 in the mode “Mode 9 - 8 Zone CCT+RGB” (p. 58)
14	Dimmer 2 Fine	0–255	Fine adjustment of CH 13
15	Color Temperature 2		Same as CH 18 in the mode “Mode 9 - 8 Zone CCT+RGB” (p. 59)
16	Color Temperature 2 Fine	0–255	Fine adjustment of CH 15
17	Tint 2		Same as CH 21 in the mode “Mode 22 - 8 Zone CCT+RGBW 16Bit” (p. 91)
18	Tint 2 Fine	0–255	Fine adjustment of CH 17
19	Color XF 2		Same as CH 20 in the mode “Mode 9 - 8 Zone CCT+RGB” (p. 59)
20	Color XF 2 Fine	0–255	Fine adjustment of CH 19
21	CIE X 2	0–255	
22	CIE X 2 Fine	0–255	Fine adjustment of CH 21

CH	Function	DMX	Description
23	CIE Y 2	0–255	
24	CIE Y 2 Fine	0–255	Fine adjustment of CH 23
25	Dimmer 3		Same as CH 16 in the mode “Mode 9 - 8 Zone CCT+RGB” (p. 59)
26	Dimmer 3 Fine	0–255	Fine adjustment of CH 25
27	Color Temperature 3		Same as CH 30 in the mode “Mode 9 - 8 Zone CCT+RGB” (p. 59)
28	Color Temperature 3 Fine	0–255	Fine adjustment of CH 27
29	Tint 3		Same as CH 37 in the mode “Mode 22 - 8 Zone CCT+RGBW 16Bit” (p. 91)
30	Tint 3 Fine	0–255	Fine adjustment of CH 29
31	Color XF 3		Same as CH 32 in the mode “Mode 9 - 8 Zone CCT+RGB” (p. 60)
32	Color XF 3 Fine	0–255	Fine adjustment of CH 31
33	CIE X 3	0–255	
34	CIE X 3 Fine	0–255	Fine adjustment of CH 33
35	CIE Y 3	0–255	
36	CIE Y 3 Fine	0–255	Fine adjustment of CH 35
37	Dimmer 4		Same as CH 28 in the mode “Mode 9 - 8 Zone CCT+RGB” (p. 59)
38	Dimmer 4 Fine	0–255	Fine adjustment of CH 37
39	Color Temperature 4		Same as CH 42 in the mode “Mode 9 - 8 Zone CCT+RGB” (p. 60)
40	Color Temperature 4 Fine	0–255	Fine adjustment of CH 39
41	Tint 4		Same as CH 53 in the mode “Mode 22 - 8 Zone CCT+RGBW 16Bit” (p. 92)
42	Tint 4 Fine	0–255	Fine adjustment of CH 41
43	Color XF 4		Same as CH 44 in the mode “Mode 9 - 8 Zone CCT+RGB” (p. 60)
44	Color XF 4 Fine	0–255	Fine adjustment of CH 43
45	CIE X 4	0–255	
46	CIE X 4 Fine	0–255	Fine adjustment of CH 45
47	CIE Y 4	0–255	
48	CIE Y 4 Fine	0–255	Fine adjustment of CH 47
49	Dimmer 5		Same as CH 40 in the mode “Mode 9 - 8 Zone CCT+RGB” (p. 60)
50	Dimmer 5 Fine	0–255	Fine adjustment of CH 49
51	Color Temperature 5		Same as CH 54 in the mode “Mode 9 - 8 Zone CCT+RGB” (p. 61)
52	Color Temperature 5 Fine	0–255	Fine adjustment of CH 51
53	Tint 5		Same as CH 69 in the mode “Mode 22 - 8 Zone CCT+RGBW 16Bit” (p. 93)
54	Tint 5 Fine	0–255	Fine adjustment of CH 53
55	Color XF 5		Same as CH 56 in the mode “Mode 9 - 8 Zone CCT+RGB” (p. 61)

CH	Function	DMX	Description
56	Color XF 5 Fine	0–255	Fine adjustment of CH 55
57	CIE X 5	0–255	
58	CIE X 5 Fine	0–255	Fine adjustment of CH 57
59	CIE Y 5	0–255	
60	CIE Y 5 Fine	0–255	Fine adjustment of CH 59
61	Dimmer 6		Same as CH 52 in the mode “Mode 9 - 8 Zone CCT+RGB” (p. 60)
62	Dimmer 6 Fine	0–255	Fine adjustment of CH 61
63	Color Temperature 6		Same as CH 66 in the mode “Mode 9 - 8 Zone CCT+RGB” (p. 61)
64	Color Temperature 6 Fine	0–255	Fine adjustment of CH 63
65	Tint 6		Same as CH 85 in the mode “Mode 22 - 8 Zone CCT+RGBW 16Bit” (p. 93)
66	Tint 6 Fine	0–255	Fine adjustment of CH 65
67	Color XF 6		Same as CH 68 in the mode “Mode 9 - 8 Zone CCT+RGB” (p. 61)
68	Color XF 6 Fine	0–255	Fine adjustment of CH 67
69	CIE X 6	0–255	
70	CIE X 6 Fine	0–255	Fine adjustment of CH 69
71	CIE Y 6	0–255	
72	CIE Y 6 Fine	0–255	Fine adjustment of CH 71
73	Dimmer 7		Same as CH 64 in the mode “Mode 9 - 8 Zone CCT+RGB” (p. 61)
74	Dimmer 7 Fine	0–255	Fine adjustment of CH 73
75	Color Temperature 7		Same as CH 78 in the mode “Mode 9 - 8 Zone CCT+RGB” (p. 62)
76	Color Temperature 7 Fine	0–255	Fine adjustment of CH 75
77	Tint 7		Same as CH 101 in the mode “Mode 22 - 8 Zone CCT+RGBW 16Bit” (p. 94)
78	Tint 7 Fine	0–255	Fine adjustment of CH 77
79	Color XF 7		Same as CH 80 in the mode “Mode 9 - 8 Zone CCT+RGB” (p. 62)
80	Color XF 7 Fine	0–255	Fine adjustment of CH 79
81	CIE X 7	0–255	
82	CIE X 7 Fine	0–255	Fine adjustment of CH 81
83	CIE Y 7	0–255	
84	CIE Y 7 Fine	0–255	Fine adjustment of CH 83
85	Dimmer 8		Same as CH 76 in the mode “Mode 9 - 8 Zone CCT+RGB” (p. 62)
86	Dimmer 8 Fine	0–255	Fine adjustment of CH 85
87	Color Temperature 8		Same as CH 90 in the mode “Mode 9 - 8 Zone CCT+RGB” (p. 62)
88	Color Temperature 8 Fine	0–255	Fine adjustment of CH 87
89	Tint 8		Same as CH 117 in the mode “Mode 22 - 8 Zone CCT+RGBW 16Bit” (p. 95)

CH	Function	DMX	Description
90	Tint 8 Fine	0–255	Fine adjustment of CH 89
91	Color XF 8		Same as CH 92 in the mode “Mode 9 - 8 Zone CCT+RGB” (p. 63)
92	Color XF 8 Fine	0–255	Fine adjustment of CH 91
93	CIE X 8	0–255	
94	CIE X 8 Fine	0–255	Fine adjustment of CH 93
95	CIE Y 8	0–255	
96	CIE Y 8 Fine	0–255	Fine adjustment of CH 95
97	Strobe Duration		Same as CH 16 in the mode “Mode 3 - Ultimate” (p. 33)
98	Strobe Speed		Same as CH 17 in the mode “Mode 3 - Ultimate” (p. 33)
99	Fan Mode		Same as CH 11 in the mode “Mode 11 - CCT+RGBW 8Bit” (p. 74)
100	Control		Same as CH 12 in the mode “Mode 11 - CCT+RGBW 8Bit” (p. 74)

Mode 24 - 24 Zone CCT+XY 16Bit

16-bit parameters use two channels, coarse and fine: value = 256 × coarse value + fine value.

If the device receives DMX in this mode but gives no light, check these channels: CH 1 Dimmer 1 above 0; CH 13 Dimmer 2 above 0; CH 25 Dimmer 3 above 0; CH 37 Dimmer 4 above 0; CH 49 Dimmer 5 above 0; CH 61 Dimmer 6 above 0; CH 73 Dimmer 7 above 0; CH 85 Dimmer 8 above 0; CH 97 Dimmer 9 above 0; CH 109 Dimmer 10 above 0; CH 121 Dimmer 11 above 0; CH 133 Dimmer 12 above 0; CH 145 Dimmer 13 above 0; CH 157 Dimmer 14 above 0; CH 169 Dimmer 15 above 0; CH 181 Dimmer 16 above 0; CH 193 Dimmer 17 above 0; CH 205 Dimmer 18 above 0; CH 217 Dimmer 19 above 0; CH 229 Dimmer 20 above 0; CH 241 Dimmer 21 above 0; CH 253 Dimmer 22 above 0; CH 265 Dimmer 23 above 0; CH 277 Dimmer 24 above 0. The GDTF file gives these values for a console's Highlight function: CH 1 Dimmer 1 255, CH 3 Color Temperature 1 255, CH 13 Dimmer 2 255, CH 15 Color Temperature 2 255, CH 25 Dimmer 3 255, CH 27 Color Temperature 3 255, CH 37 Dimmer 4 255, CH 39 Color Temperature 4 255, CH 49 Dimmer 5 255, CH 51 Color Temperature 5 255, CH 61 Dimmer 6 255, CH 63 Color Temperature 6 255, CH 73 Dimmer 7 255, CH 75 Color Temperature 7 255, CH 85 Dimmer 8 255, CH 87 Color Temperature 8 255, CH 97 Dimmer 9 255, CH 99 Color Temperature 9 255, CH 109 Dimmer 10 255, CH 111 Color Temperature 10 255, CH 121 Dimmer 11 255, CH 123 Color Temperature 11 255, CH 133 Dimmer 12 255, CH 135 Color Temperature 12 255, CH 145 Dimmer 13 255, CH 147 Color Temperature 13 255, CH 157 Dimmer 14 255, CH 159 Color Temperature 14 255, CH 169 Dimmer 15 255, CH 171 Color Temperature 15 255, CH 181 Dimmer 16 255, CH 183 Color Temperature 16 255, CH 193 Dimmer 17 255, CH 195 Color Temperature 17 255, CH 205 Dimmer 18 255, CH 207 Color Temperature 18 255, CH 217 Dimmer 19 255, CH 219 Color Temperature 19 255, CH 229 Dimmer 20 255, CH 231 Color Temperature 20 255, CH 241 Dimmer 21 255, CH 243 Color Temperature 21 255, CH 253 Dimmer 22 255, CH 255 Color Temperature 22 255, CH 265 Dimmer 23 255, CH 267 Color Temperature 23 255, CH 277 Dimmer 24 255, CH 279 Color Temperature 24 255.

Channel functions at a glance

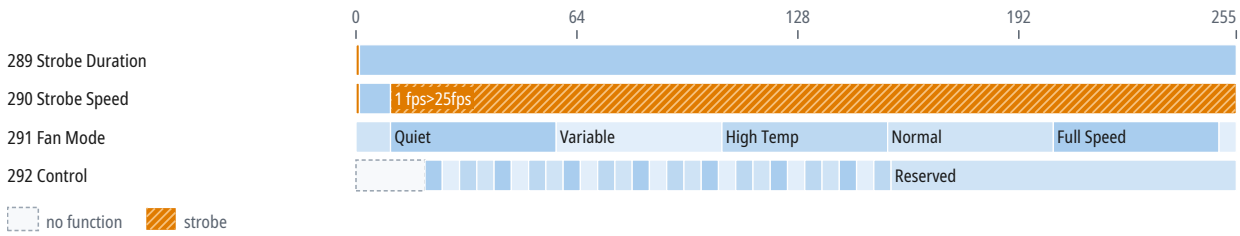

CH	Function	DMX	Description
1	Dimmer 1		Same as CH 1 in the mode “Mode 9 - 8 Zone CCT+RGB” (p. 58)
2	Dimmer 1 Fine	0–255	Fine adjustment of CH 1
3	Color Temperature 1		Same as CH 6 in the mode “Mode 9 - 8 Zone CCT+RGB” (p. 58)
4	Color Temperature 1 Fine	0–255	Fine adjustment of CH 3
5	Tint 1		Same as CH 5 in the mode “Mode 22 - 8 Zone CCT+RGBW 16Bit” (p. 90)
6	Tint 1 Fine	0–255	Fine adjustment of CH 5
7	Color XF 1		Same as CH 8 in the mode “Mode 9 - 8 Zone CCT+RGB” (p. 59)
8	Color XF 1 Fine	0–255	Fine adjustment of CH 7
9	CIE X 1	0–255	
10	CIE X 1 Fine	0–255	Fine adjustment of CH 9
11	CIE Y 1	0–255	
12	CIE Y 1 Fine	0–255	Fine adjustment of CH 11
13	Dimmer 2		Same as CH 4 in the mode “Mode 9 - 8 Zone CCT+RGB” (p. 58)
14	Dimmer 2 Fine	0–255	Fine adjustment of CH 13
15	Color Temperature 2		Same as CH 18 in the mode “Mode 9 - 8 Zone CCT+RGB” (p. 59)
16	Color Temperature 2 Fine	0–255	Fine adjustment of CH 15
17	Tint 2		Same as CH 21 in the mode “Mode 22 - 8 Zone CCT+RGBW 16Bit” (p. 91)
18	Tint 2 Fine	0–255	Fine adjustment of CH 17
19	Color XF 2		Same as CH 20 in the mode “Mode 9 - 8 Zone CCT+RGB” (p. 59)
20	Color XF 2 Fine	0–255	Fine adjustment of CH 19
21	CIE X 2	0–255	
22	CIE X 2 Fine	0–255	Fine adjustment of CH 21
23	CIE Y 2	0–255	
24	CIE Y 2 Fine	0–255	Fine adjustment of CH 23
25	Dimmer 3		Same as CH 16 in the mode “Mode 9 - 8 Zone CCT+RGB” (p. 59)
26	Dimmer 3 Fine	0–255	Fine adjustment of CH 25
27	Color Temperature 3		Same as CH 30 in the mode “Mode 9 - 8 Zone CCT+RGB” (p. 59)
28	Color Temperature 3 Fine	0–255	Fine adjustment of CH 27
29	Tint 3		Same as CH 37 in the mode “Mode 22 - 8 Zone CCT+RGBW 16Bit” (p. 91)
30	Tint 3 Fine	0–255	Fine adjustment of CH 29
31	Color XF 3		Same as CH 32 in the mode “Mode 9 - 8 Zone CCT+RGB” (p. 60)
32	Color XF 3 Fine	0–255	Fine adjustment of CH 31
33	CIE X 3	0–255	
34	CIE X 3 Fine	0–255	Fine adjustment of CH 33
35	CIE Y 3	0–255	

CH	Function	DMX	Description
36	CIE Y 3 Fine	0–255	Fine adjustment of CH 35
37	Dimmer 4		Same as CH 28 in the mode “Mode 9 - 8 Zone CCT+RGB” (p. 59)
38	Dimmer 4 Fine	0–255	Fine adjustment of CH 37
39	Color Temperature 4		Same as CH 42 in the mode “Mode 9 - 8 Zone CCT+RGB” (p. 60)
40	Color Temperature 4 Fine	0–255	Fine adjustment of CH 39
41	Tint 4		Same as CH 53 in the mode “Mode 22 - 8 Zone CCT+RGBW 16Bit” (p. 92)
42	Tint 4 Fine	0–255	Fine adjustment of CH 41
43	Color XF 4		Same as CH 44 in the mode “Mode 9 - 8 Zone CCT+RGB” (p. 60)
44	Color XF 4 Fine	0–255	Fine adjustment of CH 43
45	CIE X 4	0–255	
46	CIE X 4 Fine	0–255	Fine adjustment of CH 45
47	CIE Y 4	0–255	
48	CIE Y 4 Fine	0–255	Fine adjustment of CH 47
49	Dimmer 5		Same as CH 40 in the mode “Mode 9 - 8 Zone CCT+RGB” (p. 60)
50	Dimmer 5 Fine	0–255	Fine adjustment of CH 49
51	Color Temperature 5		Same as CH 54 in the mode “Mode 9 - 8 Zone CCT+RGB” (p. 61)
52	Color Temperature 5 Fine	0–255	Fine adjustment of CH 51
53	Tint 5		Same as CH 69 in the mode “Mode 22 - 8 Zone CCT+RGBW 16Bit” (p. 93)
54	Tint 5 Fine	0–255	Fine adjustment of CH 53
55	Color XF 5		Same as CH 56 in the mode “Mode 9 - 8 Zone CCT+RGB” (p. 61)
56	Color XF 5 Fine	0–255	Fine adjustment of CH 55
57	CIE X 5	0–255	
58	CIE X 5 Fine	0–255	Fine adjustment of CH 57
59	CIE Y 5	0–255	
60	CIE Y 5 Fine	0–255	Fine adjustment of CH 59
61	Dimmer 6		Same as CH 52 in the mode “Mode 9 - 8 Zone CCT+RGB” (p. 60)
62	Dimmer 6 Fine	0–255	Fine adjustment of CH 61
63	Color Temperature 6		Same as CH 66 in the mode “Mode 9 - 8 Zone CCT+RGB” (p. 61)
64	Color Temperature 6 Fine	0–255	Fine adjustment of CH 63
65	Tint 6		Same as CH 85 in the mode “Mode 22 - 8 Zone CCT+RGBW 16Bit” (p. 93)
66	Tint 6 Fine	0–255	Fine adjustment of CH 65
67	Color XF 6		Same as CH 68 in the mode “Mode 9 - 8 Zone CCT+RGB” (p. 61)
68	Color XF 6 Fine	0–255	Fine adjustment of CH 67

CH	Function	DMX	Description
69	CIE X 6	0–255	
70	CIE X 6 Fine	0–255	Fine adjustment of CH 69
71	CIE Y 6	0–255	
72	CIE Y 6 Fine	0–255	Fine adjustment of CH 71
73	Dimmer 7		Same as CH 64 in the mode “Mode 9 - 8 Zone CCT+RGB” (p. 61)
74	Dimmer 7 Fine	0–255	Fine adjustment of CH 73
75	Color Temperature 7		Same as CH 78 in the mode “Mode 9 - 8 Zone CCT+RGB” (p. 62)
76	Color Temperature 7 Fine	0–255	Fine adjustment of CH 75
77	Tint 7		Same as CH 101 in the mode “Mode 22 - 8 Zone CCT+RGBW 16Bit” (p. 94)
78	Tint 7 Fine	0–255	Fine adjustment of CH 77
79	Color XF 7		Same as CH 80 in the mode “Mode 9 - 8 Zone CCT+RGB” (p. 62)
80	Color XF 7 Fine	0–255	Fine adjustment of CH 79
81	CIE X 7	0–255	
82	CIE X 7 Fine	0–255	Fine adjustment of CH 81
83	CIE Y 7	0–255	
84	CIE Y 7 Fine	0–255	Fine adjustment of CH 83
85	Dimmer 8		Same as CH 76 in the mode “Mode 9 - 8 Zone CCT+RGB” (p. 62)
86	Dimmer 8 Fine	0–255	Fine adjustment of CH 85
87	Color Temperature 8		Same as CH 90 in the mode “Mode 9 - 8 Zone CCT+RGB” (p. 62)
88	Color Temperature 8 Fine	0–255	Fine adjustment of CH 87
89	Tint 8		Same as CH 117 in the mode “Mode 22 - 8 Zone CCT+RGBW 16Bit” (p. 95)
90	Tint 8 Fine	0–255	Fine adjustment of CH 89
91	Color XF 8		Same as CH 92 in the mode “Mode 9 - 8 Zone CCT+RGB” (p. 63)
92	Color XF 8 Fine	0–255	Fine adjustment of CH 91
93	CIE X 8	0–255	
94	CIE X 8 Fine	0–255	Fine adjustment of CH 93
95	CIE Y 8	0–255	
96	CIE Y 8 Fine	0–255	Fine adjustment of CH 95
97	Dimmer 9		Same as CH 88 in the mode “Mode 9 - 8 Zone CCT+RGB” (p. 62)
98	Dimmer 9 Fine	0–255	Fine adjustment of CH 97
99	Color Temperature 9		Same as CH 131 in the mode “Mode 22 - 24 Zone CCT+RGBW 16Bit” (p. 101)
100	Color Temperature 9 Fine	0–255	Fine adjustment of CH 99
101	Tint 9		Same as CH 133 in the mode “Mode 22 - 24 Zone CCT+RGBW 16Bit” (p. 101)

CH	Function	DMX	Description
102	Tint 9 Fine	0–255	Fine adjustment of CH 101

CH	Function	DMX	Description
103	Color XF 9		Same as CH 135 in the mode “Mode 22 - 24 Zone CCT+RGBW 16Bit” (p. 101)
104	Color XF 9 Fine	0–255	Fine adjustment of CH 103
105	CIE X 9	0–255	
106	CIE X 9 Fine	0–255	Fine adjustment of CH 105
107	CIE Y 9	0–255	
108	CIE Y 9 Fine	0–255	Fine adjustment of CH 107
109	Dimmer 10		Same as CH 145 in the mode “Mode 22 - 24 Zone CCT+RGBW 16Bit” (p. 102)
110	Dimmer 10 Fine	0–255	Fine adjustment of CH 109
111	Color Temperature 10		Same as CH 147 in the mode “Mode 22 - 24 Zone CCT+RGBW 16Bit” (p. 102)
112	Color Temperature 10 Fine	0–255	Fine adjustment of CH 111
113	Tint 10		Same as CH 149 in the mode “Mode 22 - 24 Zone CCT+RGBW 16Bit” (p. 102)
114	Tint 10 Fine	0–255	Fine adjustment of CH 113
115	Color XF 10		Same as CH 151 in the mode “Mode 22 - 24 Zone CCT+RGBW 16Bit” (p. 102)
116	Color XF 10 Fine	0–255	Fine adjustment of CH 115
117	CIE X 10	0–255	
118	CIE X 10 Fine	0–255	Fine adjustment of CH 117
119	CIE Y 10	0–255	
120	CIE Y 10 Fine	0–255	Fine adjustment of CH 119
121	Dimmer 11		Same as CH 161 in the mode “Mode 22 - 24 Zone CCT+RGBW 16Bit” (p. 102)
122	Dimmer 11 Fine	0–255	Fine adjustment of CH 121
123	Color Temperature 11		Same as CH 163 in the mode “Mode 22 - 24 Zone CCT+RGBW 16Bit” (p. 103)
124	Color Temperature 11 Fine	0–255	Fine adjustment of CH 123
125	Tint 11		Same as CH 165 in the mode “Mode 22 - 24 Zone CCT+RGBW 16Bit” (p. 103)
126	Tint 11 Fine	0–255	Fine adjustment of CH 125
127	Color XF 11		Same as CH 167 in the mode “Mode 22 - 24 Zone CCT+RGBW 16Bit” (p. 103)
128	Color XF 11 Fine	0–255	Fine adjustment of CH 127
129	CIE X 11	0–255	
130	CIE X 11 Fine	0–255	Fine adjustment of CH 129
131	CIE Y 11	0–255	
132	CIE Y 11 Fine	0–255	Fine adjustment of CH 131
133	Dimmer 12		Same as CH 177 in the mode “Mode 22 - 24 Zone CCT+RGBW 16Bit” (p. 103)
134	Dimmer 12 Fine	0–255	Fine adjustment of CH 133
135	Color Temperature 12		Same as CH 179 in the mode “Mode 22 - 24 Zone CCT+RGBW 16Bit” (p. 103)

CH	Function	DMX	Description
136	Color Temperature 12 Fine	0–255	Fine adjustment of CH 135
137	Tint 12		Same as CH 181 in the mode “Mode 22 - 24 Zone CCT+RGBW 16Bit” (p. 104)
138	Tint 12 Fine	0–255	Fine adjustment of CH 137
139	Color XF 12		Same as CH 183 in the mode “Mode 22 - 24 Zone CCT+RGBW 16Bit” (p. 104)
140	Color XF 12 Fine	0–255	Fine adjustment of CH 139
141	CIE X 12	0–255	
142	CIE X 12 Fine	0–255	Fine adjustment of CH 141
143	CIE Y 12	0–255	
144	CIE Y 12 Fine	0–255	Fine adjustment of CH 143
145	Dimmer 13		Same as CH 193 in the mode “Mode 22 - 24 Zone CCT+RGBW 16Bit” (p. 104)
146	Dimmer 13 Fine	0–255	Fine adjustment of CH 145
147	Color Temperature 13		Same as CH 195 in the mode “Mode 22 - 24 Zone CCT+RGBW 16Bit” (p. 104)
148	Color Temperature 13 Fine	0–255	Fine adjustment of CH 147
149	Tint 13		Same as CH 197 in the mode “Mode 22 - 24 Zone CCT+RGBW 16Bit” (p. 105)
150	Tint 13 Fine	0–255	Fine adjustment of CH 149
151	Color XF 13		Same as CH 199 in the mode “Mode 22 - 24 Zone CCT+RGBW 16Bit” (p. 105)
152	Color XF 13 Fine	0–255	Fine adjustment of CH 151
153	CIE X 13	0–255	
154	CIE X 13 Fine	0–255	Fine adjustment of CH 153
155	CIE Y 13	0–255	
156	CIE Y 13 Fine	0–255	Fine adjustment of CH 155
157	Dimmer 14		Same as CH 209 in the mode “Mode 22 - 24 Zone CCT+RGBW 16Bit” (p. 105)
158	Dimmer 14 Fine	0–255	Fine adjustment of CH 157
159	Color Temperature 14		Same as CH 211 in the mode “Mode 22 - 24 Zone CCT+RGBW 16Bit” (p. 105)
160	Color Temperature 14 Fine	0–255	Fine adjustment of CH 159
161	Tint 14		Same as CH 213 in the mode “Mode 22 - 24 Zone CCT+RGBW 16Bit” (p. 105)
162	Tint 14 Fine	0–255	Fine adjustment of CH 161
163	Color XF 14		Same as CH 215 in the mode “Mode 22 - 24 Zone CCT+RGBW 16Bit” (p. 106)
164	Color XF 14 Fine	0–255	Fine adjustment of CH 163
165	CIE X 14	0–255	
166	CIE X 14 Fine	0–255	Fine adjustment of CH 165
167	CIE Y 14	0–255	
168	CIE Y 14 Fine	0–255	Fine adjustment of CH 167

CH	Function	DMX	Description
169	Dimmer 15		Same as CH 225 in the mode “Mode 22 - 24 Zone CCT+RGBW 16Bit” (p. 106)
170	Dimmer 15 Fine	0–255	Fine adjustment of CH 169
171	Color Temperature 15		Same as CH 227 in the mode “Mode 22 - 24 Zone CCT+RGBW 16Bit” (p. 106)
172	Color Temperature 15 Fine	0–255	Fine adjustment of CH 171
173	Tint 15		Same as CH 229 in the mode “Mode 22 - 24 Zone CCT+RGBW 16Bit” (p. 106)
174	Tint 15 Fine	0–255	Fine adjustment of CH 173
175	Color XF 15		Same as CH 231 in the mode “Mode 22 - 24 Zone CCT+RGBW 16Bit” (p. 106)
176	Color XF 15 Fine	0–255	Fine adjustment of CH 175
177	CIE X 15	0–255	
178	CIE X 15 Fine	0–255	Fine adjustment of CH 177
179	CIE Y 15	0–255	
180	CIE Y 15 Fine	0–255	Fine adjustment of CH 179
181	Dimmer 16		Same as CH 241 in the mode “Mode 22 - 24 Zone CCT+RGBW 16Bit” (p. 107)
182	Dimmer 16 Fine	0–255	Fine adjustment of CH 181
183	Color Temperature 16		Same as CH 243 in the mode “Mode 22 - 24 Zone CCT+RGBW 16Bit” (p. 107)
184	Color Temperature 16 Fine	0–255	Fine adjustment of CH 183
185	Tint 16		Same as CH 245 in the mode “Mode 22 - 24 Zone CCT+RGBW 16Bit” (p. 107)
186	Tint 16 Fine	0–255	Fine adjustment of CH 185
187	Color XF 16		Same as CH 247 in the mode “Mode 22 - 24 Zone CCT+RGBW 16Bit” (p. 107)
188	Color XF 16 Fine	0–255	Fine adjustment of CH 187
189	CIE X 16	0–255	
190	CIE X 16 Fine	0–255	Fine adjustment of CH 189
191	CIE Y 16	0–255	
192	CIE Y 16 Fine	0–255	Fine adjustment of CH 191
193	Dimmer 17		Same as CH 257 in the mode “Mode 22 - 24 Zone CCT+RGBW 16Bit” (p. 108)
194	Dimmer 17 Fine	0–255	Fine adjustment of CH 193
195	Color Temperature 17		Same as CH 259 in the mode “Mode 22 - 24 Zone CCT+RGBW 16Bit” (p. 108)
196	Color Temperature 17 Fine	0–255	Fine adjustment of CH 195
197	Tint 17		Same as CH 261 in the mode “Mode 22 - 24 Zone CCT+RGBW 16Bit” (p. 108)
198	Tint 17 Fine	0–255	Fine adjustment of CH 197
199	Color XF 17		Same as CH 263 in the mode “Mode 22 - 24 Zone CCT+RGBW 16Bit” (p. 108)
200	Color XF 17 Fine	0–255	Fine adjustment of CH 199
201	CIE X 17	0–255	

CH	Function	DMX	Description
202	CIE X 17 Fine	0–255	Fine adjustment of CH 201
203	CIE Y 17	0–255	
204	CIE Y 17 Fine	0–255	Fine adjustment of CH 203
205	Dimmer 18		Same as CH 273 in the mode “Mode 22 - 24 Zone CCT+RGBW 16Bit” (p. 109)
206	Dimmer 18 Fine	0–255	Fine adjustment of CH 205
207	Color Temperature 18		Same as CH 275 in the mode “Mode 22 - 24 Zone CCT+RGBW 16Bit” (p. 109)
208	Color Temperature 18 Fine	0–255	Fine adjustment of CH 207
209	Tint 18		Same as CH 277 in the mode “Mode 22 - 24 Zone CCT+RGBW 16Bit” (p. 109)
210	Tint 18 Fine	0–255	Fine adjustment of CH 209
211	Color XF 18		Same as CH 279 in the mode “Mode 22 - 24 Zone CCT+RGBW 16Bit” (p. 109)
212	Color XF 18 Fine	0–255	Fine adjustment of CH 211
213	CIE X 18	0–255	
214	CIE X 18 Fine	0–255	Fine adjustment of CH 213
215	CIE Y 18	0–255	
216	CIE Y 18 Fine	0–255	Fine adjustment of CH 215
217	Dimmer 19		Same as CH 289 in the mode “Mode 22 - 24 Zone CCT+RGBW 16Bit” (p. 109)
218	Dimmer 19 Fine	0–255	Fine adjustment of CH 217
219	Color Temperature 19		Same as CH 291 in the mode “Mode 22 - 24 Zone CCT+RGBW 16Bit” (p. 110)
220	Color Temperature 19 Fine	0–255	Fine adjustment of CH 219
221	Tint 19		Same as CH 293 in the mode “Mode 22 - 24 Zone CCT+RGBW 16Bit” (p. 110)
222	Tint 19 Fine	0–255	Fine adjustment of CH 221
223	Color XF 19		Same as CH 295 in the mode “Mode 22 - 24 Zone CCT+RGBW 16Bit” (p. 110)
224	Color XF 19 Fine	0–255	Fine adjustment of CH 223
225	CIE X 19	0–255	
226	CIE X 19 Fine	0–255	Fine adjustment of CH 225
227	CIE Y 19	0–255	
228	CIE Y 19 Fine	0–255	Fine adjustment of CH 227
229	Dimmer 20		Same as CH 305 in the mode “Mode 22 - 24 Zone CCT+RGBW 16Bit” (p. 110)
230	Dimmer 20 Fine	0–255	Fine adjustment of CH 229
231	Color Temperature 20		Same as CH 307 in the mode “Mode 22 - 24 Zone CCT+RGBW 16Bit” (p. 110)
232	Color Temperature 20 Fine	0–255	Fine adjustment of CH 231
233	Tint 20		Same as CH 309 in the mode “Mode 22 - 24 Zone CCT+RGBW 16Bit” (p. 111)
234	Tint 20 Fine	0–255	Fine adjustment of CH 233

CH	Function	DMX	Description
235	Color XF 20		Same as CH 311 in the mode “Mode 22 - 24 Zone CCT+RGBW 16Bit” (p. 111)
236	Color XF 20 Fine	0–255	Fine adjustment of CH 235
237	CIE X 20	0–255	
238	CIE X 20 Fine	0–255	Fine adjustment of CH 237
239	CIE Y 20	0–255	
240	CIE Y 20 Fine	0–255	Fine adjustment of CH 239
241	Dimmer 21		Same as CH 321 in the mode “Mode 22 - 24 Zone CCT+RGBW 16Bit” (p. 111)
242	Dimmer 21 Fine	0–255	Fine adjustment of CH 241
243	Color Temperature 21		Same as CH 323 in the mode “Mode 22 - 24 Zone CCT+RGBW 16Bit” (p. 111)
244	Color Temperature 21 Fine	0–255	Fine adjustment of CH 243
245	Tint 21		Same as CH 325 in the mode “Mode 22 - 24 Zone CCT+RGBW 16Bit” (p. 111)
246	Tint 21 Fine	0–255	Fine adjustment of CH 245
247	Color XF 21		Same as CH 327 in the mode “Mode 22 - 24 Zone CCT+RGBW 16Bit” (p. 112)
248	Color XF 21 Fine	0–255	Fine adjustment of CH 247
249	CIE X 21	0–255	
250	CIE X 21 Fine	0–255	Fine adjustment of CH 249
251	CIE Y 21	0–255	
252	CIE Y 21 Fine	0–255	Fine adjustment of CH 251
253	Dimmer 22		Same as CH 337 in the mode “Mode 22 - 24 Zone CCT+RGBW 16Bit” (p. 112)
254	Dimmer 22 Fine	0–255	Fine adjustment of CH 253
255	Color Temperature 22		Same as CH 339 in the mode “Mode 22 - 24 Zone CCT+RGBW 16Bit” (p. 112)
256	Color Temperature 22 Fine	0–255	Fine adjustment of CH 255
257	Tint 22		Same as CH 341 in the mode “Mode 22 - 24 Zone CCT+RGBW 16Bit” (p. 112)
258	Tint 22 Fine	0–255	Fine adjustment of CH 257
259	Color XF 22		Same as CH 343 in the mode “Mode 22 - 24 Zone CCT+RGBW 16Bit” (p. 113)
260	Color XF 22 Fine	0–255	Fine adjustment of CH 259
261	CIE X 22	0–255	
262	CIE X 22 Fine	0–255	Fine adjustment of CH 261
263	CIE Y 22	0–255	
264	CIE Y 22 Fine	0–255	Fine adjustment of CH 263
265	Dimmer 23		Same as CH 353 in the mode “Mode 22 - 24 Zone CCT+RGBW 16Bit” (p. 113)
266	Dimmer 23 Fine	0–255	Fine adjustment of CH 265
267	Color Temperature 23		Same as CH 355 in the mode “Mode 22 - 24 Zone CCT+RGBW 16Bit” (p. 113)

CH	Function	DMX	Description
268	Color Temperature 23 Fine	0–255	Fine adjustment of CH 267
269	Tint 23		Same as CH 357 in the mode “Mode 22 - 24 Zone CCT+RGBW 16Bit” (p. 113)
270	Tint 23 Fine	0–255	Fine adjustment of CH 269
271	Color XF 23		Same as CH 359 in the mode “Mode 22 - 24 Zone CCT+RGBW 16Bit” (p. 113)
272	Color XF 23 Fine	0–255	Fine adjustment of CH 271
273	CIE X 23	0–255	
274	CIE X 23 Fine	0–255	Fine adjustment of CH 273
275	CIE Y 23	0–255	
276	CIE Y 23 Fine	0–255	Fine adjustment of CH 275
277	Dimmer 24		Same as CH 369 in the mode “Mode 22 - 24 Zone CCT+RGBW 16Bit” (p. 114)
278	Dimmer 24 Fine	0–255	Fine adjustment of CH 277
279	Color Temperature 24		Same as CH 371 in the mode “Mode 22 - 24 Zone CCT+RGBW 16Bit” (p. 114)
280	Color Temperature 24 Fine	0–255	Fine adjustment of CH 279
281	Tint 24		Same as CH 373 in the mode “Mode 22 - 24 Zone CCT+RGBW 16Bit” (p. 114)
282	Tint 24 Fine	0–255	Fine adjustment of CH 281
283	Color XF 24		Same as CH 375 in the mode “Mode 22 - 24 Zone CCT+RGBW 16Bit” (p. 114)
284	Color XF 24 Fine	0–255	Fine adjustment of CH 283
285	CIE X 24	0–255	
286	CIE X 24 Fine	0–255	Fine adjustment of CH 285
287	CIE Y 24	0–255	
288	CIE Y 24 Fine	0–255	Fine adjustment of CH 287
289	Strobe Duration		Same as CH 16 in the mode “Mode 3 - Ultimate” (p. 33)
290	Strobe Speed		Same as CH 17 in the mode “Mode 3 - Ultimate” (p. 33)
291	Fan Mode		Same as CH 11 in the mode “Mode 11 - CCT+RGBW 8Bit” (p. 74)
292	Control		Same as CH 12 in the mode “Mode 11 - CCT+RGBW 8Bit” (p. 74)

10 Technical specifications

Parameter	Value
Light source	LED
RDM	yes (manufacturer ID 0x20B9, device model ID 0x0401)
Weight	18 kg
Operating temperature	-20 to 40 °C

Speeds and ranges

Parameter	Value
Color temperature range	1500–20000 K
Strobe frequency	1–25 Hz
Strobe flash duration	1–5 s

11 Maintenance and cleaning

- Before cleaning and maintenance, switch the device off, disconnect it from the power supply and let it cool down.
- Clean the housing with a soft, dry or slightly damp cloth. Do not use solvents, abrasive cleaners or pressure washers, and make sure no liquid gets into the device.
- Clean optical parts (lenses, front glass), if the device has any, with a soft lint-free cloth and a cleaner intended for optics or glass.
- Regularly inspect the housing, cables, connectors and fixings. Have damaged parts replaced by a service center.
- How often to clean depends on the environment; dust, smoke and fog make the device dirty much faster.

12 Troubleshooting

Problem	Remedy
The device does not switch on	Check the supply voltage, the cables and the fuse, if the device has one.
The device does not respond to DMX	Check the start address, the selected DMX mode and whether it matches the profile in the controller, the cable connection to DMX IN, and the controller output (universe).
The device behaves erratically or flickers	Check the terminator at the end of the line, the condition and wiring of the cables (shield on pin 1 only), the number of devices on the line (32 at most), and that the line is not split without a splitter.
Only some devices on the line respond	Check the cable and connectors between the last working and the first non-working device, and make sure all devices on the line are switched on.
Devices respond to the wrong channels or affect each other	Check that the addresses do not overlap and that the DMX mode on the devices matches the patch in the controller.
The device or the connected load does not light up although it receives DMX	Check the values of the dimmer, shutter and strobe channels against the DMX channel table. For the DMX modes for which the sources state it, the chapter DMX channels gives under the mode's heading which channels must be open.

13 Disposal

The crossed-out wheeled bin symbol on the product, in the manual or on the packaging means that the product must not be disposed of with unsorted household waste at the end of its life.

Take the end-of-life equipment to a collection point, for example a municipal collection site or a retailer. Proper disposal enables materials to be recycled and helps prevent possible negative effects on the environment and human health.

Follow the regulations applicable in your country; in the Czech Republic, take-back is governed by Act No. 542/2020 Coll., on End-of-Life Products.

Recycle the packaging materials according to their type.