DMX REFERENCE

SkyPanel S360C

ARRI SkyPanel S360C

ARRI



Manufacturer	ARRI
GDTF file	ARRI_SkyPanel_S360C_86753.gdtf
GDTF revision	HOUSE OF SPARKS · 2025-02-18
Generated	2026-11-23

Contents

1 About this manual 2
2 Quick reference 3
3 Safety instructions 4
4 Product description 5
5 Installation 5
6 Connections 5
7 Operation 6
8 Functions at a glance 6
9 DMX channels 9
Mode 1 CCT+RGBW 8Bit 10
Mode 1 CCT+RGBW ECC 8Bit 13
Mode 2 - CCT 8Bit 15
Mode 2 - CCT ECC 8Bit 16
Mode 3 - CCT+HSI 8Bit 17
Mode 3 - CCT+HSI ECC 8Bit 18
Mode 4 - RGBW 8Bit 19
Mode 4 - RGBW ECC 8Bit 20
Mode 5- HSI 8Bit 21
Mode 5- HSI ECC 8Bit 22
Mode 6 - CCT+RGBW 16Bit 23
Mode 6 - CCT+RGBW ECC 16Bit 25
Mode 7 - CCT 16Bit 27
Mode 7 - CCT ECC 16Bit 28
Mode 8 - CCT+HSI 16Bit 29
Mode 8 - CCT+HSI ECC 16Bit 31
Mode 9 - RGBW 16Bit 32
Mode 9 - RGBW ECC 16Bit 33
Mode 10 - HSI 16Bit 35
Mode 10 - HSI ECC 16Bit 36
Mode 16 - Gels 8Bit 37
Mode 16 - Gels ECC 8Bit 46
Mode 17 - Gels 16Bit 47
Mode 17 - Gels ECC 16Bit 56
Mode 18 - XY 8Bit 57
Mode 18 - XY ECC 8Bit 58
Mode 19 - XY 16Bit 59
Mode 19 - XY ECC 16Bit 60
Mode 20 - Source Match 8Bit 62
Mode 20 - Source Match ECC 8Bit 66
Mode 21 - Source Match 16Bit 67
Mode 21 - Source Match ECC 16Bit 69
Mode 22 - Effects 8Bit 71
Mode 22 - Effects ECC 8Bit 83
Mode 23 - Effects 16Bit 84
Mode 23 - Effects ECC 16Bit 96
Mode 24 - LE CCT+RGBW 8Bit 98
Mode 25 - LE CCT+RGBW 16Bit 99
Mode 26 - LE HSI 8Bit 109
Mode 27- LE HSI 16Bit 110
Mode 28 - LE XY 8Bit 111
Mode 29 - LE XY 16Bit 112
Mode 30 - Ultimate 8Bit 112
Mode 30 - Ultimate ECC 8Bit 121
10 Technical specifications 123
11 Maintenance and cleaning 123
12 Troubleshooting 123
13 Disposal 123

1 About this manual

This document describes the ARRI SkyPanel S360C by ARRI. It was compiled from the GDTF file ARRI_SkyPanel_S360C_86753.gdtf from the GDTF-Share library.

File revision: “HOUSE OF SPARKS”.

The DMX modes, the channel functions and the technical data are given as the GDTF file states them. Installation, operation from the device's control panel, service and safety instructions are described in the manufacturer's original user manual, which takes precedence over this document.

This document was not issued or endorsed by ARRI; product names and trademarks belong to their owners.

Safety notices are marked with signal words according to the severity of the hazard: DANGER – an imminent hazard that will result in death or serious injury; WARNING – a potential hazard that could result in death or serious injury; CAUTION – a potential hazard that could result in minor injury or property damage; NOTE – additional information for correct and safe use.

> **NOTE** This product is designed for stage and effect lighting. It is not suitable for household room illumination.

2 Quick reference

Parameter	Value
Weight	41 kg

DMX modes

Mode	Channels	Units in one universe	First start addresses
Mode 1 CCT+RGBW 8Bit	12	42	1, 13, 25, 37, ...
Mode 1 CCT+RGBW ECC 8Bit	20	25	1, 21, 41, 61, ...
Mode 2 - CCT 8Bit	7	73	1, 8, 15, 22, ...
Mode 2 - CCT ECC 8Bit	15	34	1, 16, 31, 46, ...
Mode 3 - CCT+HSI 8Bit	10	51	1, 11, 21, 31, ...
Mode 3 - CCT+HSI ECC 8Bit	18	28	1, 19, 37, 55, ...
Mode 4 - RGBW 8Bit	9	56	1, 10, 19, 28, ...
Mode 4 - RGBW ECC 8Bit	17	30	1, 18, 35, 52, ...
Mode 5- HSI 8Bit	7	73	1, 8, 15, 22, ...
Mode 5- HSI ECC 8Bit	15	34	1, 16, 31, 46, ...
Mode 6 - CCT+RGBW 16Bit	20	25	1, 21, 41, 61, ...
Mode 6 - CCT+RGBW ECC 16Bit	36	14	1, 37, 73, 109, ...
Mode 7 - CCT 16Bit	10	51	1, 11, 21, 31, ...
Mode 7 - CCT ECC 16Bit	26	19	1, 27, 53, 79, ...
Mode 8 - CCT+HSI 16Bit	16	32	1, 17, 33, 49, ...
Mode 8 - CCT+HSI ECC 16Bit	32	16	1, 33, 65, 97, ...
Mode 9 - RGBW 16Bit	14	36	1, 15, 29, 43, ...
Mode 9 - RGBW ECC 16Bit	30	17	1, 31, 61, 91, ...
Mode 10 - HSI 16Bit	10	51	1, 11, 21, 31, ...
Mode 10 - HSI ECC 16Bit	26	19	1, 27, 53, 79, ...
Mode 16 - Gels 8Bit	17	30	1, 18, 35, 52, ...
Mode 16 - Gels ECC 8Bit	25	20	1, 26, 51, 76, ...
Mode 17 - Gels 16Bit	19	26	1, 20, 39, 58, ...
Mode 17 - Gels ECC 16Bit	35	14	1, 36, 71, 106, ...
Mode 18 - XY 8Bit	11	46	1, 12, 23, 34, ...
Mode 18 - XY ECC 8Bit	19	26	1, 20, 39, 58, ...
Mode 19 - XY 16Bit	17	30	1, 18, 35, 52, ...
Mode 19 - XY ECC 16Bit	33	15	1, 34, 67, 100, ...
Mode 20 - Source Match 8Bit	10	51	1, 11, 21, 31, ...
Mode 20 - Source Match ECC 8Bit	18	28	1, 19, 37, 55, ...
Mode 21 - Source Match 16Bit	12	42	1, 13, 25, 37, ...
Mode 21 - Source Match ECC 16Bit	28	18	1, 29, 57, 85, ...
Mode 22 - Effects 8Bit	13	39	1, 14, 27, 40, ...
Mode 22 - Effects ECC 8Bit	21	24	1, 22, 43, 64, ...
Mode 23 - Effects 16Bit	21	24	1, 22, 43, 64, ...
Mode 23 - Effects ECC 16Bit	37	13	1, 38, 75, 112, ...

Mode	Channels	Units in one universe	First start addresses
Mode 24 - LE CCT+RGBW 8Bit	97	5	1, 98, 195, 292, ...
Mode 25 - LE CCT+RGBW 16Bit	193	2	1, 194
Mode 26 - LE HSI 8Bit	37	13	1, 38, 75, 112, ...
Mode 27- LE HSI 16Bit	73	7	1, 74, 147, 220, ...
Mode 28 - LE XY 8Bit	37	13	1, 38, 75, 112, ...
Mode 29 - LE XY 16Bit	73	7	1, 74, 147, 220, ...
Mode 30 - Ultimate 8Bit	24	21	1, 25, 49, 73, ...
Mode 30 - Ultimate ECC 8Bit	32	16	1, 33, 65, 97, ...


Read the manual before use


Do not stare into the light


Indoor use only

3 Safety instructions


Read the manual before use


Do not stare into the light


Indoor use only

⚠ WARNING

- This device is intended for professional use. Installation, connection, setup and maintenance must be carried out only by suitably qualified persons who have read this manual.
- Use the device only for its intended purpose and as described in this manual.
- Do not open the housing and do not modify or tamper with the device. Refer all repairs to an authorized service center.
- Do not use the device if its housing, power or data cable, or a connector is damaged, if the device has been dropped, or if liquid or a foreign object has entered it. In such a case, have it checked by a service center.
- Disconnect the device from the power supply before cleaning, maintenance or any work on the connections.
- After moving the device from a cold to a warm environment, let it reach room temperature before switching it on to prevent condensation inside.
- The device is not a toy; keep it out of the reach of children.

⚠ WARNING

- This device is designed for indoor use only. Protect it from rain, splashing water, moisture and dust, and do not place containers with liquids on it.
- Do not operate the device in high humidity, near water, or where condensation can form on it.

> ⚠ **CAUTION**
> - This device emits intense light. Do not look directly into the light source or the beam at close range; doing so may damage your eyes.
> - Do not aim the beam at the eyes of people or animals at close range, and do not view the light source through optical instruments (binoculars, camera lenses).
> - Do not aim the beam at flammable or heat-sensitive materials at close range.

> ⚠ **CAUTION**
> - Strobe and fast flashing light effects can trigger epileptic seizures in susceptible people (photosensitive epilepsy) and can cause nausea or disorientation.
> - Inform the audience and performers in advance that strobe effects will be used, for example with a notice at the entrance, and do not use them longer than necessary.

4 Product description

Description in the GDTF file

“SkyPanel S360-C RGBW Soft Light with ECC”

5 Installation

> ⚠ **WARNING**
> - Rigging must be carried out only by qualified persons in accordance with applicable regulations, in particular those for work at height.
> - The supporting structure and fixings must safely carry the weight of all suspended devices; verify their load capacity in advance.
> - Weight of the device: 41 kg.
> - Use suitable mounting hardware (for example truss clamps) and tighten all screw connections properly.
> - Always secure the suspended device against falling with a safety cable of adequate load capacity, routed through a fixed point of the device and around the supporting structure.
> - During installation and removal, keep people out of the area below the work position.
> - Regularly inspect the fixings and the safety cable for damage, corrosion and loosening.

6 Connections

- Use shielded cable designed for DMX512 with an impedance of 110 Ω. Ordinary microphone cable is not suitable for DMX, especially over longer distances.
- Connect the devices in a daisy chain: connect the DMX OUT of one device to the DMX IN of the next. Do not split the line with Y-cables or wire it in a star; the line may be split only with a DMX splitter.
- Connect the shield to pin 1 only. Do not connect the shield (ground) to the metal shell of the connector; this can cause short circuits or erratic behavior.
- XLR pin assignment: pin 1 – shield (ground), pin 2 – Data- (Data Complement), pin 3 – Data+ (Data True). On 5-pin connectors, pins 4 and 5 are not connected; a 5-pin connector can be connected to a 3-pin one with a cable adapter.
- Terminate the end of the line (for impedance matching): plug an XLR connector with a 120 Ω, ¼ W resistor between pins 2 and 3 into the DMX OUT of the last device. This reduces the risk of erratic behavior.

- Connect no more than 32 devices to one DMX line. For more devices or longer runs, use a DMX splitter or booster.

DMX line

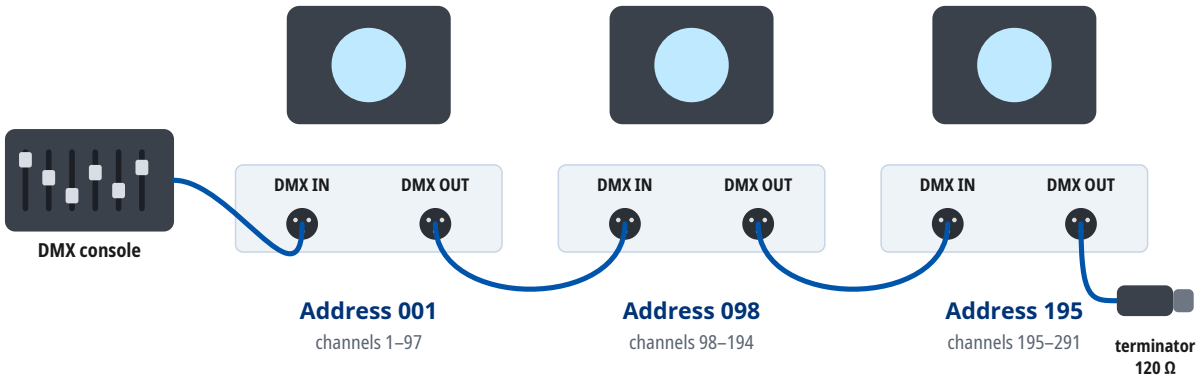

Mode 24 - LE CCT+RGBW 8Bit: every unit occupies 97 channels from its address. At most 32 units on one line; for more units or longer runs use a DMX splitter. A 120 Ω terminator closes the last DMX OUT.

7 Operation

Setting the DMX address

- The device occupies as many consecutive channels in the DMX universe as the selected DMX mode uses, starting at the set start address.
- Number of channels occupied in the DMX mode “Mode 25 - LE CCT+RGBW 16Bit”: 193.
- Choose start addresses so that the channels of individual devices do not overlap and the last occupied channel does not exceed 512. Devices with the same start address and mode respond identically.
- For several devices in a row in the DMX mode “Mode 25 - LE CCT+RGBW 16Bit”, you can use, for example, the start addresses 1, 194.
- The DMX mode set on the device must match the fixture profile (personality) used in the controller.
- The device supports RDM (Remote Device Management), two-way communication with the controller over the DMX line.

8 Functions at a glance

Functions in each DMX mode

	Mode 1 CCT+RGBW 8Bit 12 channels	Mode 1 CCT+RGBW ECC 8Bit 20 channels	Mode 2 - CCT 8Bit 7 channels	Mode 2 - CCT ECC 8Bit 15 channels	Mode 3 - CCT+HSI 8Bit 10 channels	Mode 3 - CCT+HSI ECC 8Bit 18 channels	Mode 4 - RGBW 8Bit 9 channels	Mode 4 - RGBW ECC 8Bit 17 channels
Dimmer	1	1	1	1	1	1	1	1
Shutter / strobe	11	11	6	6	9	9	8	8
Color mixing	5–8	5–8, 15–20		10–15		13–18	2–5	2–5, 12–17
Color temperature	2	2	2	2	2	2		

Color wheel

1 Open
DMX 0–11

2 Preset 1
DMX 12–23

3 Preset 2
DMX 24–35

4 Preset 3
DMX 36–47

5 Preset 4
DMX 48–59

6 Preset 5
DMX 60–71

7 Preset 6
DMX 72–83

8 Preset 7
DMX 84–95

9 Preset 8
DMX 96–107

10 Preset 9
DMX 108–119

11 Preset 10
DMX 120–131

12 2900K
DMX 132–143

13 3200K
DMX 144–155

14 5600K
DMX 156–167

15 6500K
DMX 168–179

16 120deg HUE
DMX 180–191

17 240deg HUE
DMX 192–203

18 Rosco 3408
DMX 204–215

19 Lee 187
DMX 216–227

20 Rosco 3152
DMX 228–239

21 Lee 162
DMX 240–255

LED colors and the colors they mix

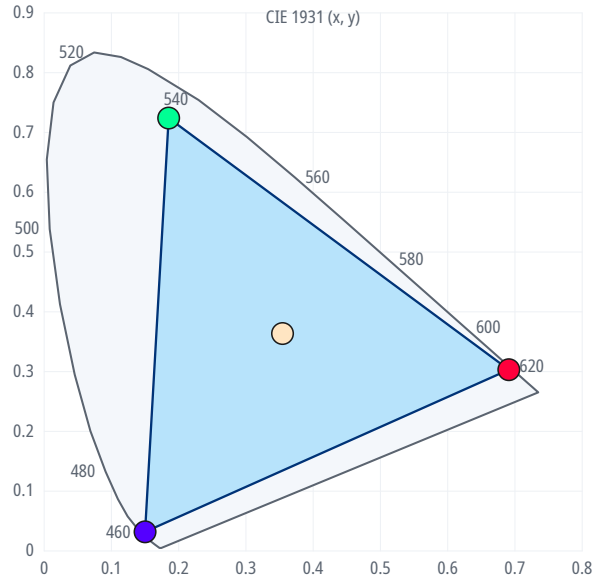

LED	x	y	nm
Red LED	0.691	0.303	635
Green LED	0.185	0.724	520
Blue LED	0.150	0.032	455
White LED	0.354	0.364	

The shaded area holds the colors the LEDs can mix; the dots are the LED colors the GDTF file states.

Strobe rate

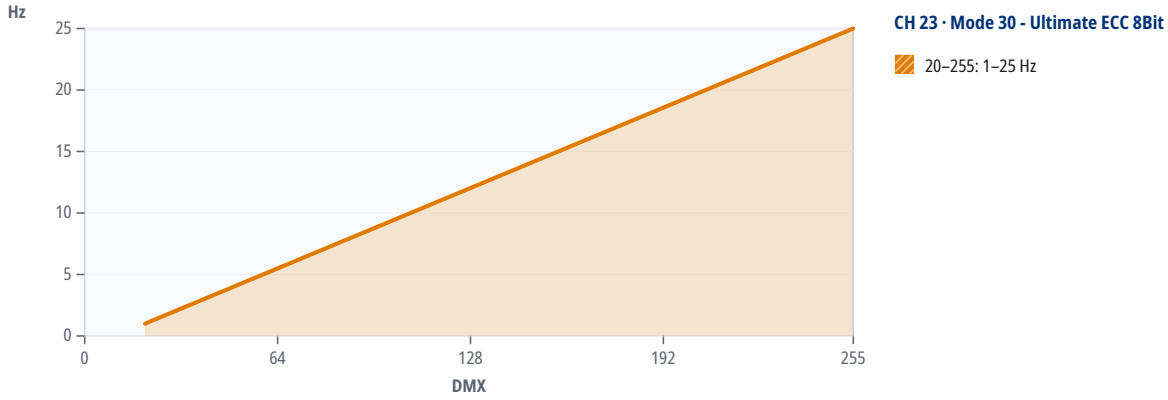

Cells (pixels)

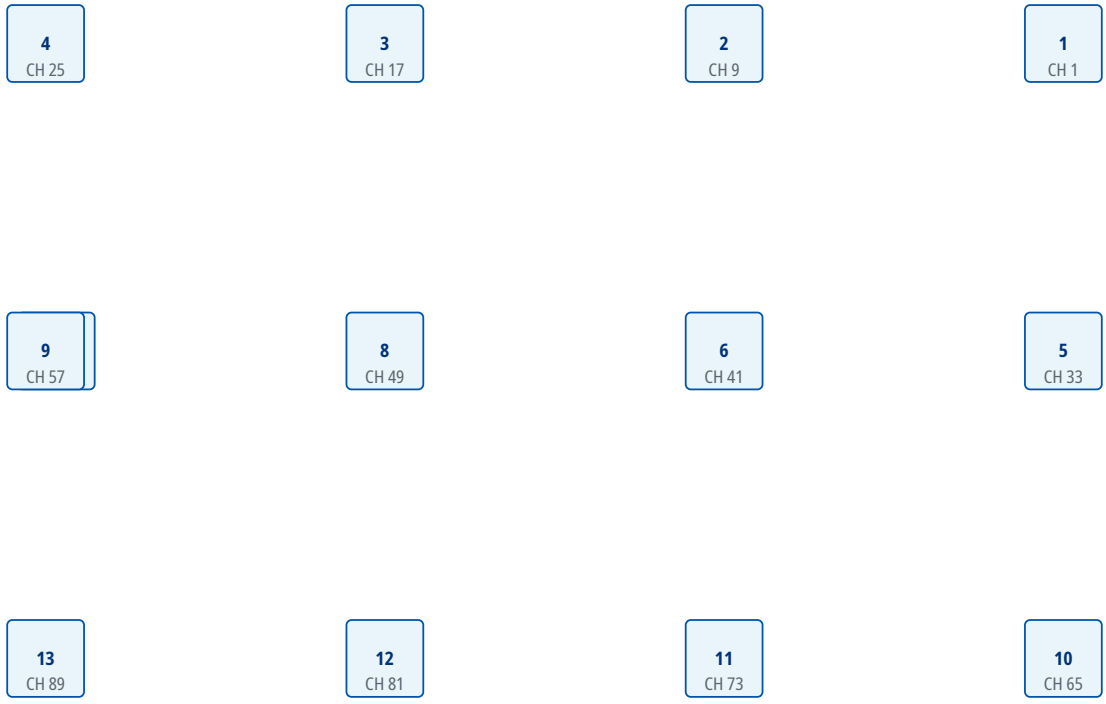

13 cells where the GDTF file places them (seen from above), numbered by their first DMX channel (CH) in the mode “Mode 30 - Ultimate ECC 8Bit”.

9 DMX channels

Units in one DMX universe



Start addresses of 20 units in the mode “Mode 25 - LE CCT+RGBW 16Bit”

Unit	Start address	Unit	Start address	Unit	Start address	Unit	Start address
1	1	6	U3 · 194	11	U6 · 1	16	U8 · 194
2	194	7	U4 · 1	12	U6 · 194	17	U9 · 1
3	U2 · 1	8	U4 · 194	13	U7 · 1	18	U9 · 194
4	U2 · 194	9	U5 · 1	14	U7 · 194	19	U10 · 1
5	U3 · 1	10	U5 · 194	15	U8 · 1	20	U10 · 194

Where a DMX universe is full, the next units continue in the next universe: “U2 · 1” is address 1 in the second universe, counted from the universe of the first unit.

Mode 1 CCT+RGBW 8Bit

If the device receives DMX in this mode but gives no light, check these channels: CH 1 Dimmer above 0; CH 11 Shutter at 0 “open”. The GDTF file gives these values for a console's Highlight function: CH 1 Dimmer 255, CH 2 Color Temperature 255, CH 5 Red 255, CH 6 Green 255, CH 7 Blue 255, CH 8 White 255.

Channel functions at a glance

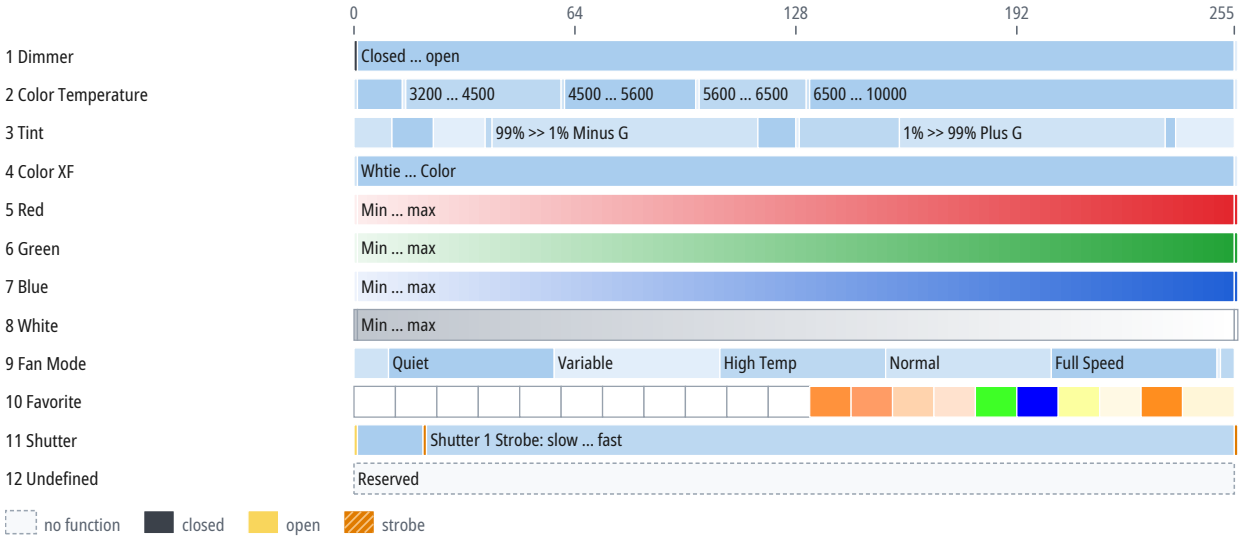

CH	Function	DMX	Description
1	Dimmer	0	Closed
		1–254	Closed ... open
		255	Open
2	Color Temperature	0	2800
		1–13	2800 ... 3200
		14	3200
		15–59	3200 ... 4500
		60	4500
		61–98	4500 ... 5600
		99	5600
		100–130	5600 ... 6500
		131	6500
		132–254	6500 ... 10000

CH	Function	DMX	Description
2	Color Temperature (continued)	255	10000
3	Tint	0–10	No Effect
		11–22	No Effect ... Full Minus G
		23–37	Full Minus G
		38–39	Full Minus G ... 99% >> 1% Minus G
		40–116	99% >> 1% Minus G
		117–127	99% >> 1% Minus G ... Neutral
		128	Neutral
		129–157	Neutral ... 1% >> 99% Plus G
		158–234	1% >> 99% Plus G
		235–237	1% >> 99% Plus G ... Full Plus G
		238–255	Full Plus G
4	Color XF		White/Color XF
		0	Whtie
		1–254	Whtie ... Color
		255	Color
5	Red	0	Min
		1–254	Min ... max
		255	Max
6	Green	0	Min
		1–254	Min ... max
		255	Max
7	Blue	0	Min
		1–254	Min ... max
		255	Max
8	White	0	Min
		1–254	Min ... max
		255	Max
9	Fan Mode	0–9	Fan Mode from Menu
		10–57	Quiet
		58–105	Variable
		106–153	High Temp
		154–201	Normal
		202–249	Full Speed
		250	Full Speed ... Fan Off
		251–255	Fan Off
10	Favorite	0–11	Open
		12–23	Preset 1
		24–35	Preset 2
		36–47	Preset 3
		48–59	Preset 4
		60–71	Preset 5

CH	Function	DMX	Description
10	Favorite (continued)	72–83	Preset 6
		84–95	Preset 7
		96–107	Preset 8
		108–119	Preset 9
		120–131	Preset 10
		132–143	2900K
		144–155	3200K
		156–167	5600K
		168–179	6500K
		180–191	120deg HUE
		192–203	240deg HUE
		204–215	Rosco 3408
		216–227	Lee 187
		228–239	Rosco 3152
		240–255	Lee 162
11	Shutter	0	Shutter 1 Open: open
		1–19	Shutter 1 Open
		20	Shutter 1 Strobe: slow
		21–254	Shutter 1 Strobe: slow ... fast
		255	Shutter 1 Strobe: fast
12	Undefined	0–255	Reserved

Mode 1 CCT+RGBW ECC 8Bit

If the device receives DMX in this mode but gives no light, check these channels: CH 1 Dimmer above 0; CH 11 Shutter at 0 “open”. The GDTF file gives these values for a console's Highlight function: CH 1 Dimmer 255, CH 2 Color Temperature 255, CH 5 Red 1 255, CH 6 Green 1 255, CH 7 Blue 1 255, CH 8 White 255.

Channel functions at a glance

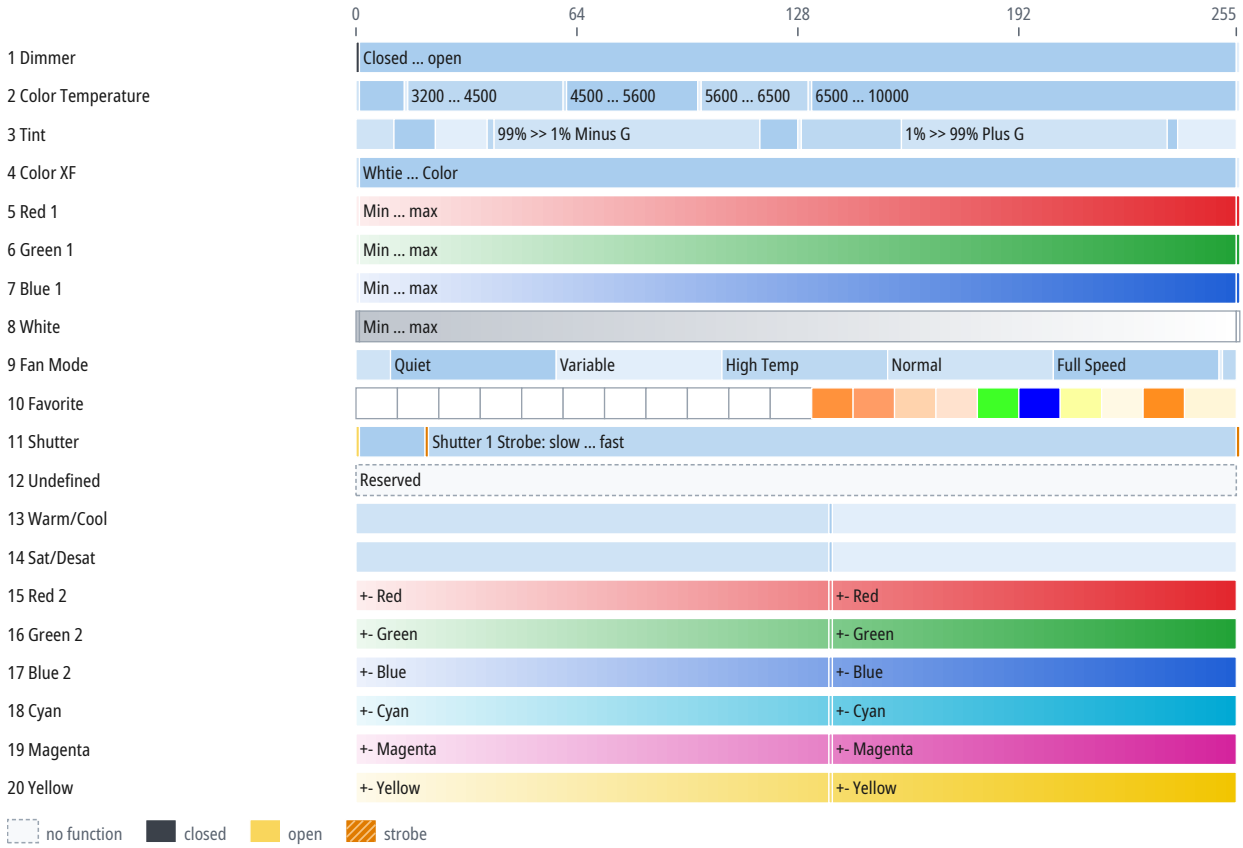

CH	Function	DMX	Description
1	Dimmer		Same as CH 1 in the mode “Mode 1 CCT+RGBW 8Bit” (p. 10)
2	Color Temperature		Same as CH 2 in the mode “Mode 1 CCT+RGBW 8Bit” (p. 10)
3	Tint		Same as CH 3 in the mode “Mode 1 CCT+RGBW 8Bit” (p. 11)
4	Color XF		Same as CH 4 in the mode “Mode 1 CCT+RGBW 8Bit” (p. 11)
5	Red 1	0	Min
		1–254	Min ... max
		255	Max
6	Green 1	0	Min
		1–254	Min ... max
		255	Max
7	Blue 1	0	Min
		1–254	Min ... max
		255	Max
8	White		Same as CH 8 in the mode “Mode 1 CCT+RGBW 8Bit” (p. 11)
9	Fan Mode		Same as CH 9 in the mode “Mode 1 CCT+RGBW 8Bit” (p. 11)

CH	Function	DMX	Description
10	Favorite		Same as CH 10 in the mode “Mode 1 CCT+RGBW 8Bit” (p. 11)
11	Shutter		Same as CH 11 in the mode “Mode 1 CCT+RGBW 8Bit” (p. 12)
12	Undefined	0–255	Reserved
13	Warm/Cool	0–136	Warm/Cool 1
		137	Neutral
		138–255	Warm/Cool 1
14	Sat/Desat	0–136	Sat/Desat
		137	Neutral
		138–255	Sat/Desat
15	Red 2		+- Red
		0–136	+- Red
		137	Neutral
		138–255	+- Red
16	Green 2		+- Green
		0–136	+- Green
		137	Neutral
		138–255	+- Green
17	Blue 2		+- Blue
		0–136	+- Blue
		137	Neutral
		138–255	+- Blue
18	Cyan		+- Cyan
		0–136	+- Cyan
		137	Neutral
		138–255	+- Cyan
19	Magenta		+- Magenta
		0–136	+- Magenta
		137	Neutral
		138–255	+- Magenta
20	Yellow		+- Yellow
		0–136	+- Yellow
		137	Neutral
		138–255	+- Yellow

Mode 2 - CCT 8Bit

If the device receives DMX in this mode but gives no light, check these channels: CH 1 Dimmer above 0; CH 6 Shutter at 0 “open”. The GDTF file gives these values for a console's Highlight function: CH 1 Dimmer 255, CH 2 Color Temperature 255.

Channel functions at a glance

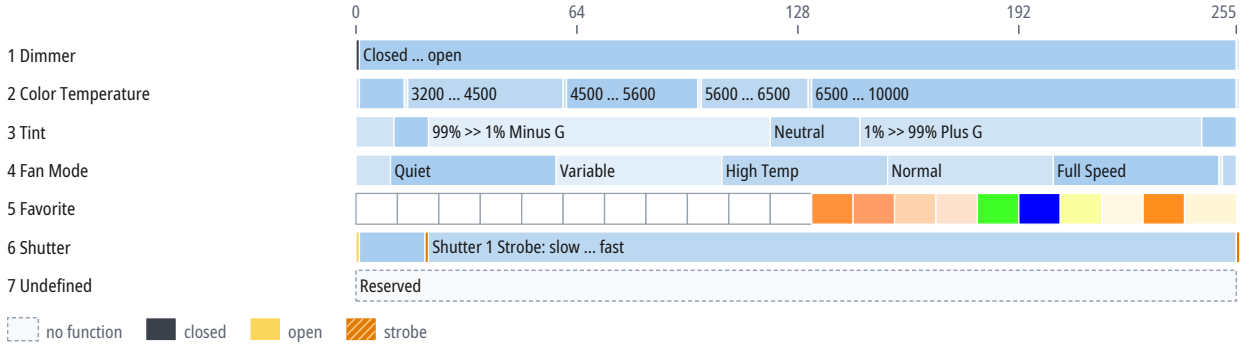

CH	Function	DMX	Description
1	Dimmer		Same as CH 1 in the mode “Mode 1 CCT+RGBW 8Bit” (p. 10)
2	Color Temperature		Same as CH 2 in the mode “Mode 1 CCT+RGBW 8Bit” (p. 10)
3	Tint	0–10	No Effect
		11–20	Full Minus G
		21–119	99% >> 1% Minus G
		120–145	Neutral
		146–244	1% >> 99% Plus G
		245–255	Full Plus G
4	Fan Mode		Same as CH 9 in the mode “Mode 1 CCT+RGBW 8Bit” (p. 11)
5	Favorite		Same as CH 10 in the mode “Mode 1 CCT+RGBW 8Bit” (p. 11)
6	Shutter		Same as CH 11 in the mode “Mode 1 CCT+RGBW 8Bit” (p. 12)
7	Undefined	0–255	Reserved

Mode 2 - CCT ECC 8Bit

If the device receives DMX in this mode but gives no light, check these channels: CH 1 Dimmer above 0; CH 6 Shutter at 0 “open”. The GDTF file gives these values for a console's Highlight function: CH 1 Dimmer 255, CH 2 Color Temperature 255.

Channel functions at a glance

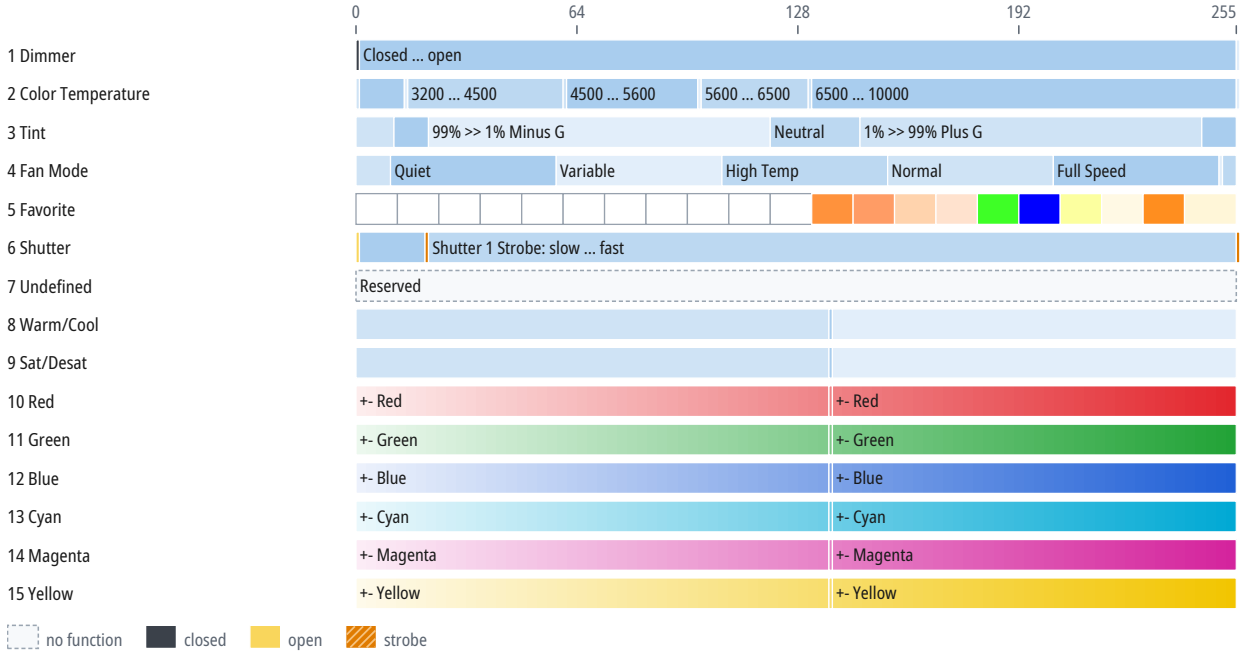

CH	Function	DMX	Description
1	Dimmer		Same as CH 1 in the mode “Mode 1 CCT+RGBW 8Bit” (p. 10)
2	Color Temperature		Same as CH 2 in the mode “Mode 1 CCT+RGBW 8Bit” (p. 10)
3	Tint		Same as CH 3 in the mode “Mode 2 - CCT 8Bit” (p. 15)
4	Fan Mode		Same as CH 9 in the mode “Mode 1 CCT+RGBW 8Bit” (p. 11)
5	Favorite		Same as CH 10 in the mode “Mode 1 CCT+RGBW 8Bit” (p. 11)
6	Shutter		Same as CH 11 in the mode “Mode 1 CCT+RGBW 8Bit” (p. 12)
7	Undefined	0–255	Reserved
8	Warm/Cool	0–136	Warm/Cool
		137	Neutral
		138–255	Warm/Cool
9	Sat/Desat		Same as CH 14 in the mode “Mode 1 CCT+RGBW ECC 8Bit” (p. 14)
10	Red		+- Red
		0–136	+- Red
		137	Neutral
		138–255	+- Red
11	Green		+- Green
		0–136	+- Green
		137	Neutral
		138–255	+- Green

CH	Function	DMX	Description
12	Blue		+- Blue
		0–136	+- Blue
		137	Neutral
		138–255	+- Blue
13	Cyan		Same as CH 18 in the mode “Mode 1 CCT+RGBW ECC 8Bit” (p. 14)
14	Magenta		Same as CH 19 in the mode “Mode 1 CCT+RGBW ECC 8Bit” (p. 14)
15	Yellow		Same as CH 20 in the mode “Mode 1 CCT+RGBW ECC 8Bit” (p. 14)

Mode 3 - CCT+HSI 8Bit

If the device receives DMX in this mode but gives no light, check these channels: CH 1 Dimmer above 0; CH 9 Shutter at 0 “open”. The GDTF file gives these values for a console's Highlight function: CH 1 Dimmer 255, CH 2 Color Temperature 255.

Channel functions at a glance

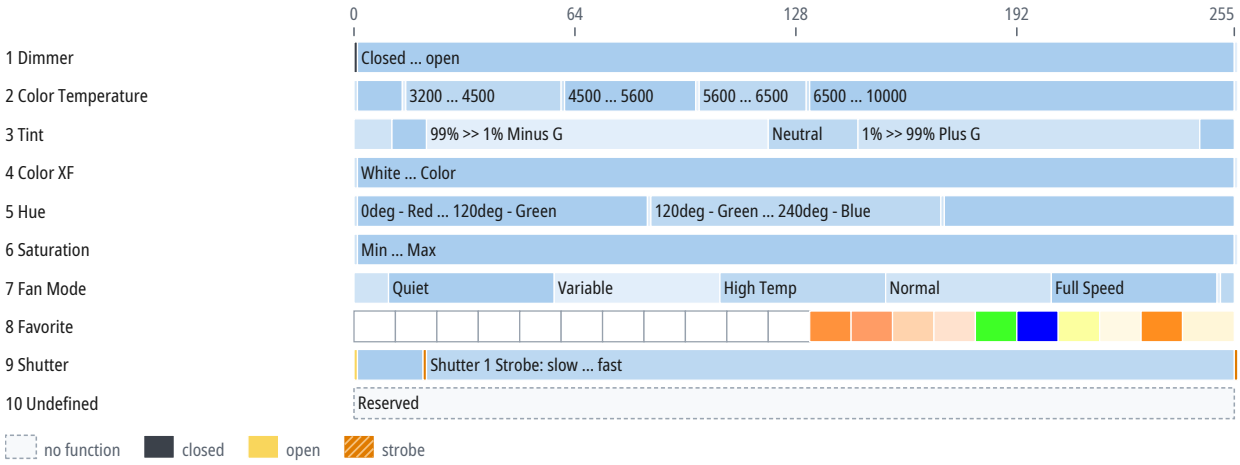

CH	Function	DMX	Description
1	Dimmer		Same as CH 1 in the mode “Mode 1 CCT+RGBW 8Bit” (p. 10)
2	Color Temperature		Same as CH 2 in the mode “Mode 1 CCT+RGBW 8Bit” (p. 10)
3	Tint		Same as CH 3 in the mode “Mode 2 - CCT 8Bit” (p. 15)
4	Color XF		White/Color XF
		0	White
		1–254	White ... Color
		255	Color
5	Hue	0	0deg - Red
		1–84	0deg - Red ... 120deg - Green
		85	120deg - Green
		86–169	120deg - Green ... 240deg - Blue
		170	240deg - Blue
		171–255	HSB_Hue 1
6	Saturation	0	Min

CH	Function	DMX	Description
6	Saturation (continued)	1–254	Min ... Max
		255	Max
7	Fan Mode		Same as CH 9 in the mode “Mode 1 CCT+RGBW 8Bit” (p. 11)
8	Favorite		Same as CH 10 in the mode “Mode 1 CCT+RGBW 8Bit” (p. 11)
9	Shutter		Same as CH 11 in the mode “Mode 1 CCT+RGBW 8Bit” (p. 12)
10	Undefined	0–255	Reserved

Mode 3 - CCT+HSI ECC 8Bit

If the device receives DMX in this mode but gives no light, check these channels: CH 1 Dimmer above 0; CH 9 Shutter at 0 “open”. The GDTF file gives these values for a console's Highlight function: CH 1 Dimmer 255, CH 2 Color Temperature 255.

Channel functions at a glance



CH	Function	DMX	Description
1	Dimmer		Same as CH 1 in the mode “Mode 1 CCT+RGBW 8Bit” (p. 10)
2	Color Temperature		Same as CH 2 in the mode “Mode 1 CCT+RGBW 8Bit” (p. 10)
3	Tint		Same as CH 3 in the mode “Mode 2 - CCT 8Bit” (p. 15)
4	Color XF		Same as CH 4 in the mode “Mode 3 - CCT+HSI 8Bit” (p. 17)
5	Hue		Same as CH 5 in the mode “Mode 3 - CCT+HSI 8Bit” (p. 17)
6	Saturation		Same as CH 6 in the mode “Mode 3 - CCT+HSI 8Bit” (p. 17)
7	Fan Mode		Same as CH 9 in the mode “Mode 1 CCT+RGBW 8Bit” (p. 11)
8	Favorite		Same as CH 10 in the mode “Mode 1 CCT+RGBW 8Bit” (p. 11)
9	Shutter		Same as CH 11 in the mode “Mode 1 CCT+RGBW 8Bit” (p. 12)
10	Undefined	0–255	Reserved

CH	Function	DMX	Description
11	Warm/Cool		Same as CH 8 in the mode “Mode 2 - CCT ECC 8Bit” (p. 16)
12	Sat/Desat		Same as CH 14 in the mode “Mode 1 CCT+RGBW ECC 8Bit” (p. 14)
13	Red		Same as CH 10 in the mode “Mode 2 - CCT ECC 8Bit” (p. 16)
14	Green		Same as CH 11 in the mode “Mode 2 - CCT ECC 8Bit” (p. 16)
15	Blue		Same as CH 12 in the mode “Mode 2 - CCT ECC 8Bit” (p. 17)
16	Cyan		Same as CH 18 in the mode “Mode 1 CCT+RGBW ECC 8Bit” (p. 14)
17	Magenta		Same as CH 19 in the mode “Mode 1 CCT+RGBW ECC 8Bit” (p. 14)
18	Yellow		Same as CH 20 in the mode “Mode 1 CCT+RGBW ECC 8Bit” (p. 14)

Mode 4 - RGBW 8Bit

If the device receives DMX in this mode but gives no light, check these channels: CH 1 Dimmer above 0; CH 8 Shutter at 0 “open”. The GDTF file gives these values for a console's Highlight function: CH 1 Dimmer 255, CH 2 Red 255, CH 3 Green 255, CH 4 Blue 255, CH 5 White 255.

Channel functions at a glance

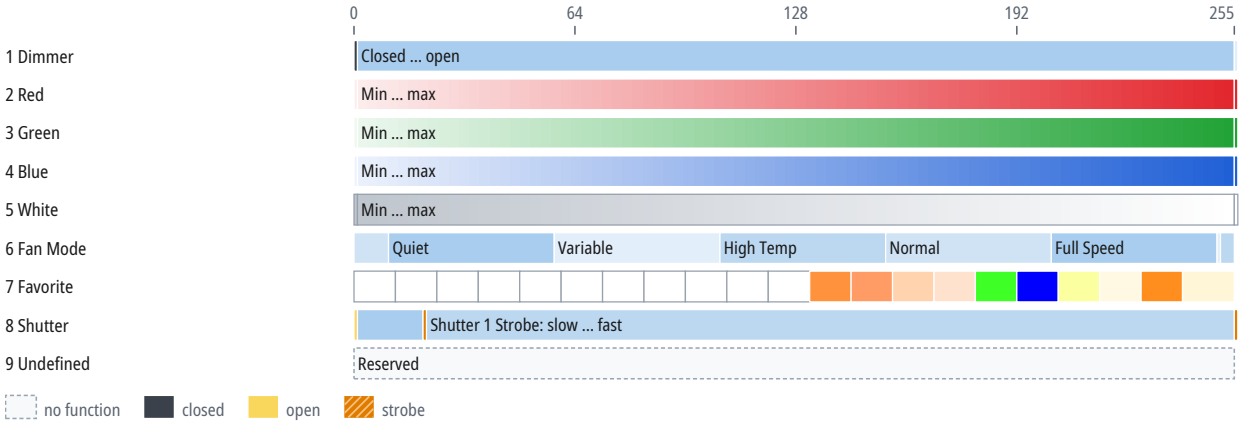

CH	Function	DMX	Description
1	Dimmer		Same as CH 1 in the mode “Mode 1 CCT+RGBW 8Bit” (p. 10)
2	Red		Same as CH 5 in the mode “Mode 1 CCT+RGBW 8Bit” (p. 11)
3	Green		Same as CH 6 in the mode “Mode 1 CCT+RGBW 8Bit” (p. 11)
4	Blue		Same as CH 7 in the mode “Mode 1 CCT+RGBW 8Bit” (p. 11)
5	White		Same as CH 8 in the mode “Mode 1 CCT+RGBW 8Bit” (p. 11)
6	Fan Mode		Same as CH 9 in the mode “Mode 1 CCT+RGBW 8Bit” (p. 11)
7	Favorite		Same as CH 10 in the mode “Mode 1 CCT+RGBW 8Bit” (p. 11)
8	Shutter		Same as CH 11 in the mode “Mode 1 CCT+RGBW 8Bit” (p. 12)
9	Undefined	0–255	Reserved

Mode 4 - RGBW ECC 8Bit

If the device receives DMX in this mode but gives no light, check these channels: CH 1 Dimmer above 0; CH 8 Shutter at 0 “open”. The GDTF file gives these values for a console's Highlight function: CH 1 Dimmer 255, CH 2 Red 1 255, CH 3 Green 1 255, CH 4 Blue 1 255, CH 5 White 255.

Channel functions at a glance

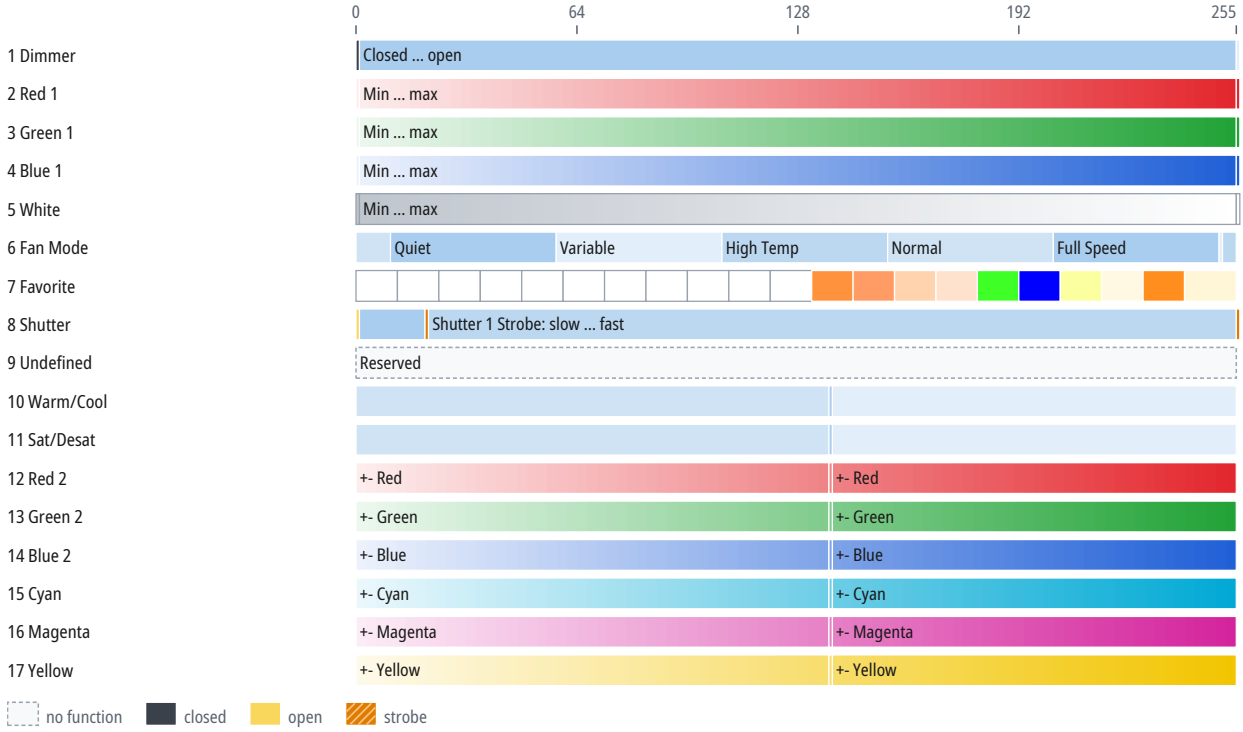

CH	Function	DMX	Description
1	Dimmer		Same as CH 1 in the mode “Mode 1 CCT+RGBW 8Bit” (p. 10)
2	Red 1		Same as CH 5 in the mode “Mode 1 CCT+RGBW ECC 8Bit” (p. 13)
3	Green 1		Same as CH 6 in the mode “Mode 1 CCT+RGBW ECC 8Bit” (p. 13)
4	Blue 1		Same as CH 7 in the mode “Mode 1 CCT+RGBW ECC 8Bit” (p. 13)
5	White		Same as CH 8 in the mode “Mode 1 CCT+RGBW 8Bit” (p. 11)
6	Fan Mode		Same as CH 9 in the mode “Mode 1 CCT+RGBW 8Bit” (p. 11)
7	Favorite		Same as CH 10 in the mode “Mode 1 CCT+RGBW 8Bit” (p. 11)
8	Shutter		Same as CH 11 in the mode “Mode 1 CCT+RGBW 8Bit” (p. 12)
9	Undefined	0–255	Reserved
10	Warm/Cool		Same as CH 8 in the mode “Mode 2 - CCT ECC 8Bit” (p. 16)
11	Sat/Desat		Same as CH 14 in the mode “Mode 1 CCT+RGBW ECC 8Bit” (p. 14)
12	Red 2		Same as CH 15 in the mode “Mode 1 CCT+RGBW ECC 8Bit” (p. 14)
13	Green 2		Same as CH 16 in the mode “Mode 1 CCT+RGBW ECC 8Bit” (p. 14)

CH	Function	DMX	Description
14	Blue 2		Same as CH 17 in the mode “Mode 1 CCT+RGBW ECC 8Bit” (p. 14)
15	Cyan		Same as CH 18 in the mode “Mode 1 CCT+RGBW ECC 8Bit” (p. 14)
16	Magenta		Same as CH 19 in the mode “Mode 1 CCT+RGBW ECC 8Bit” (p. 14)
17	Yellow		Same as CH 20 in the mode “Mode 1 CCT+RGBW ECC 8Bit” (p. 14)

Mode 5- HSI 8Bit

If the device receives DMX in this mode but gives no light, check these channels: CH 1 Dimmer above 0; CH 6 Shutter at 0 “open”. The GDTF file gives these values for a console's Highlight function: CH 1 Dimmer 255.

Channel functions at a glance

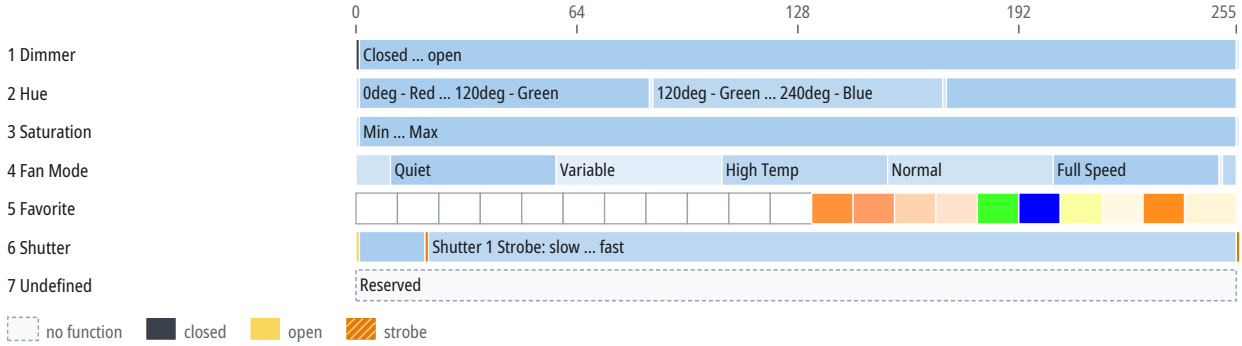

CH	Function	DMX	Description
1	Dimmer		Same as CH 1 in the mode “Mode 1 CCT+RGBW 8Bit” (p. 10)
2	Hue		Same as CH 5 in the mode “Mode 3 - CCT+HSI 8Bit” (p. 17)
3	Saturation		Same as CH 6 in the mode “Mode 3 - CCT+HSI 8Bit” (p. 17)
4	Fan Mode		Same as CH 9 in the mode “Mode 1 CCT+RGBW 8Bit” (p. 11)
5	Favorite		Same as CH 10 in the mode “Mode 1 CCT+RGBW 8Bit” (p. 11)
6	Shutter		Same as CH 11 in the mode “Mode 1 CCT+RGBW 8Bit” (p. 12)
7	Undefined	0–255	Reserved

Mode 5- HSI ECC 8Bit

If the device receives DMX in this mode but gives no light, check these channels: CH 1 Dimmer above 0; CH 6 Shutter at 0 “open”. The GDTF file gives these values for a console's Highlight function: CH 1 Dimmer 255.

Channel functions at a glance

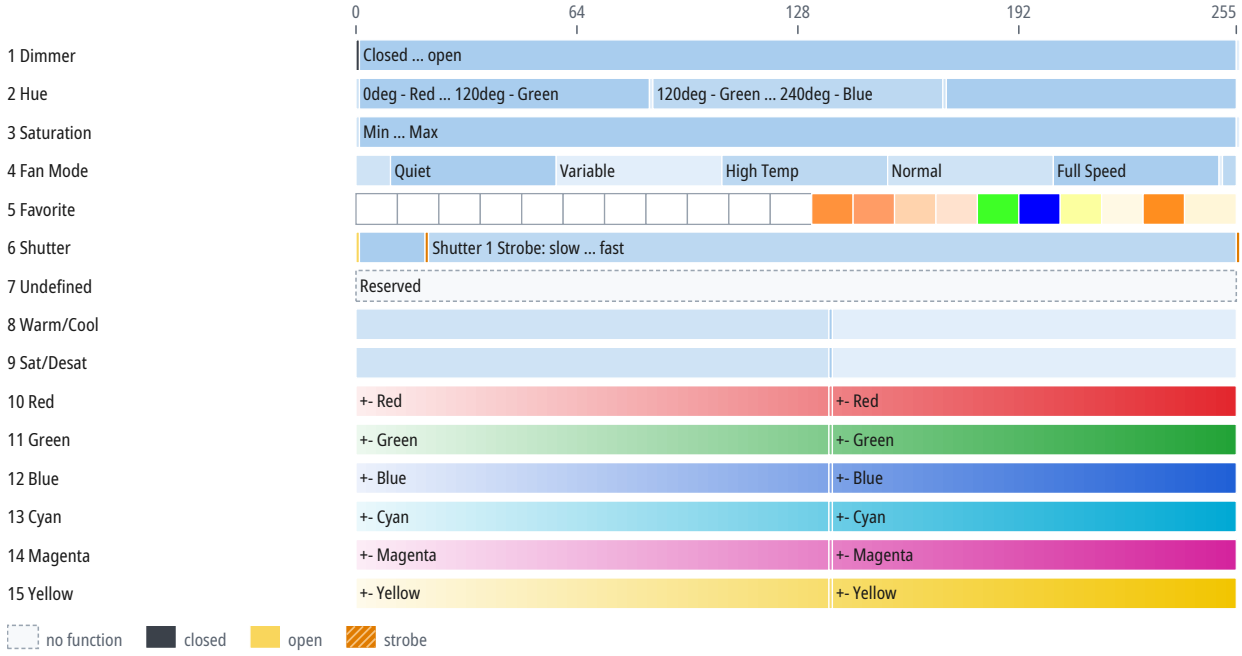

CH	Function	DMX	Description
1	Dimmer		Same as CH 1 in the mode “Mode 1 CCT+RGBW 8Bit” (p. 10)
2	Hue		Same as CH 5 in the mode “Mode 3 - CCT+HSI 8Bit” (p. 17)
3	Saturation		Same as CH 6 in the mode “Mode 3 - CCT+HSI 8Bit” (p. 17)
4	Fan Mode		Same as CH 9 in the mode “Mode 1 CCT+RGBW 8Bit” (p. 11)
5	Favorite		Same as CH 10 in the mode “Mode 1 CCT+RGBW 8Bit” (p. 11)
6	Shutter		Same as CH 11 in the mode “Mode 1 CCT+RGBW 8Bit” (p. 12)
7	Undefined	0–255	Reserved
8	Warm/Cool		Same as CH 8 in the mode “Mode 2 - CCT ECC 8Bit” (p. 16)
9	Sat/Desat		Same as CH 14 in the mode “Mode 1 CCT+RGBW ECC 8Bit” (p. 14)
10	Red		Same as CH 10 in the mode “Mode 2 - CCT ECC 8Bit” (p. 16)
11	Green		Same as CH 11 in the mode “Mode 2 - CCT ECC 8Bit” (p. 16)
12	Blue		Same as CH 12 in the mode “Mode 2 - CCT ECC 8Bit” (p. 17)
13	Cyan		Same as CH 18 in the mode “Mode 1 CCT+RGBW ECC 8Bit” (p. 14)
14	Magenta		Same as CH 19 in the mode “Mode 1 CCT+RGBW ECC 8Bit” (p. 14)
15	Yellow		Same as CH 20 in the mode “Mode 1 CCT+RGBW ECC 8Bit” (p. 14)

Mode 6 - CCT+RGBW 16Bit

16-bit parameters use two channels, coarse and fine: value = 256 × coarse value + fine value.

If the device receives DMX in this mode but gives no light, check these channels: CH 1 Dimmer above 0; CH 19 Shutter at 0 “open”. The GDTF file gives these values for a console's Highlight function: CH 1 Dimmer 255, CH 3 Color Temperature 255, CH 9 Red 255, CH 11 Green 255, CH 13 Blue 255, CH 15 White 255.

Channel functions at a glance

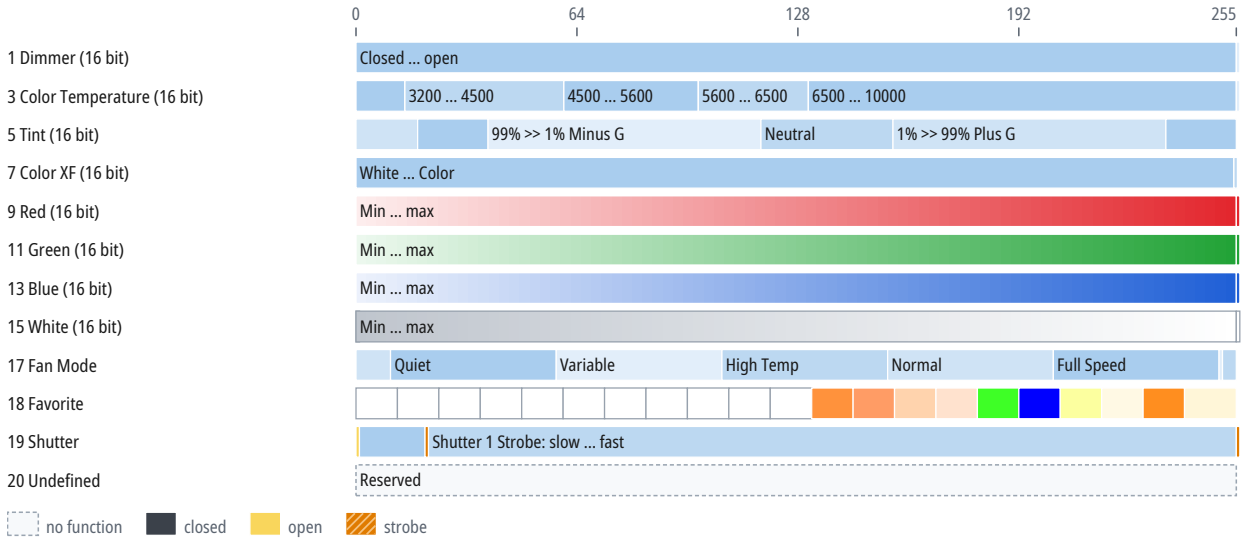

CH	Function	DMX	Description
1	Dimmer	0–255	Closed ... open
		255	Open
2	Dimmer Fine	0–255	Fine adjustment of CH 1
3	Color Temperature	0–14	2800 ... 3200
		14–60	3200 ... 4500
		60–99	4500 ... 5600
		99–131	5600 ... 6500
		131–255	6500 ... 10000
		255	10000
4	Color Temperature Fine	0–255	Fine adjustment of CH 3
5	Tint	0–17	No Effect
		17–38	Full Minus G
		38–117	99% >> 1% Minus G
		117–156	Neutral
		156–235	1% >> 99% Plus G
		235–255	Full Plus G
6	Tint Fine	0–255	Fine adjustment of CH 5
7	Color XF		White/Color XF
		0–255	White ... Color
		255	Color
8	Color XF Fine	0–255	Fine adjustment of CH 7

CH	Function	DMX	Description
9	Red	0–255	Min ... max
		255	Max
10	Red Fine	0–255	Fine adjustment of CH 9
11	Green	0–255	Min ... max
		255	Max
12	Green Fine	0–255	Fine adjustment of CH 11
13	Blue	0–255	Min ... max
		255	Max
14	Blue Fine	0–255	Fine adjustment of CH 13
15	White	0–255	Min ... max
		255	Max
16	White Fine	0–255	Fine adjustment of CH 15
17	Fan Mode		Same as CH 9 in the mode “Mode 1 CCT+RGBW 8Bit” (p. 11)
18	Favorite		Same as CH 10 in the mode “Mode 1 CCT+RGBW 8Bit” (p. 11)
19	Shutter		Same as CH 11 in the mode “Mode 1 CCT+RGBW 8Bit” (p. 12)
20	Undefined	0–255	Reserved

Mode 6 - CCT+RGBW ECC 16Bit

16-bit parameters use two channels, coarse and fine: value = 256 × coarse value + fine value.

If the device receives DMX in this mode but gives no light, check these channels: CH 1 Dimmer above 0; CH 19 Shutter at 0 “open”. The GDTF file gives these values for a console's Highlight function: CH 1 Dimmer 255, CH 3 Color Temperature 255, CH 9 Red 1 255, CH 11 Green 1 255, CH 13 Blue 1 255, CH 15 White 255.

Channel functions at a glance



CH	Function	DMX	Description
1	Dimmer		Same as CH 1 in the mode “Mode 6 - CCT+RGBW 16Bit” (p. 23)
2	Dimmer Fine	0–255	Fine adjustment of CH 1
3	Color Temperature		Same as CH 3 in the mode “Mode 6 - CCT+RGBW 16Bit” (p. 23)
4	Color Temperature Fine	0–255	Fine adjustment of CH 3
5	Tint		Same as CH 5 in the mode “Mode 6 - CCT+RGBW 16Bit” (p. 23)
6	Tint Fine	0–255	Fine adjustment of CH 5
7	Color XF		Same as CH 7 in the mode “Mode 6 - CCT+RGBW 16Bit” (p. 23)
8	Color XF Fine	0–255	Fine adjustment of CH 7
9	Red 1	0–255	Min ... max
		255	Max
10	Red 1 Fine	0–255	Fine adjustment of CH 9
11	Green 1	0–255	Min ... max
		255	Max

CH	Function	DMX	Description
12	Green 1 Fine	0–255	Fine adjustment of CH 11
13	Blue 1	0–255	Min ... max
		255	Max
14	Blue 1 Fine	0–255	Fine adjustment of CH 13
15	White		Same as CH 15 in the mode “Mode 6 - CCT+RGBW 16Bit” (p. 24)
16	White Fine	0–255	Fine adjustment of CH 15
17	Fan Mode		Same as CH 9 in the mode “Mode 1 CCT+RGBW 8Bit” (p. 11)
18	Favorite		Same as CH 10 in the mode “Mode 1 CCT+RGBW 8Bit” (p. 11)
19	Shutter		Same as CH 11 in the mode “Mode 1 CCT+RGBW 8Bit” (p. 12)
20	Undefined	0–255	Reserved
21	Warm/Cool	0–136	Warm/Cool 1
		136	Neutral
		136–255	Warm/Cool 1
22	Warm/Cool Fine	0–255	Fine adjustment of CH 21
23	Sat/Desat	0–136	Sat/Desat
		136	Neutral
		136–255	Sat/Desat
24	Sat/Desat Fine	0–255	Fine adjustment of CH 23
25	Red 2		+- Red
		0–136	+- Red
		136	Neutral
		136–255	+- Red
26	Red 2 Fine	0–255	Fine adjustment of CH 25
27	Green 2		+- Green
		0–136	+- Green
		136	Neutral
		136–255	+- Green
28	Green 2 Fine	0–255	Fine adjustment of CH 27
29	Blue 2		+- Blue
		0–136	+- Blue
		136	Neutral
		136–255	+- Blue
30	Blue 2 Fine	0–255	Fine adjustment of CH 29
31	Cyan		+- Cyan
		0–136	+- Cyan
		136	Neutral
		136–255	+- Cyan
32	Cyan Fine	0–255	Fine adjustment of CH 31
33	Magenta		+- Magenta
		0–136	+- Magenta
		136	Neutral

CH	Function	DMX	Description
33	Magenta (continued)	136–255	+- Magenta
34	Magenta Fine	0–255	Fine adjustment of CH 33
35	Yellow		+- Yellow
		0–136	+- Yellow
		136	Neutral
		136–255	+- Yellow
36	Yellow Fine	0–255	Fine adjustment of CH 35

Mode 7 - CCT 16Bit

16-bit parameters use two channels, coarse and fine: value = 256 × coarse value + fine value.

If the device receives DMX in this mode but gives no light, check these channels: CH 1 Dimmer above 0; CH 9 Shutter at 0 “open”. The GDTF file gives these values for a console's Highlight function: CH 1 Dimmer 255, CH 3 Color Temperature 255.

Channel functions at a glance

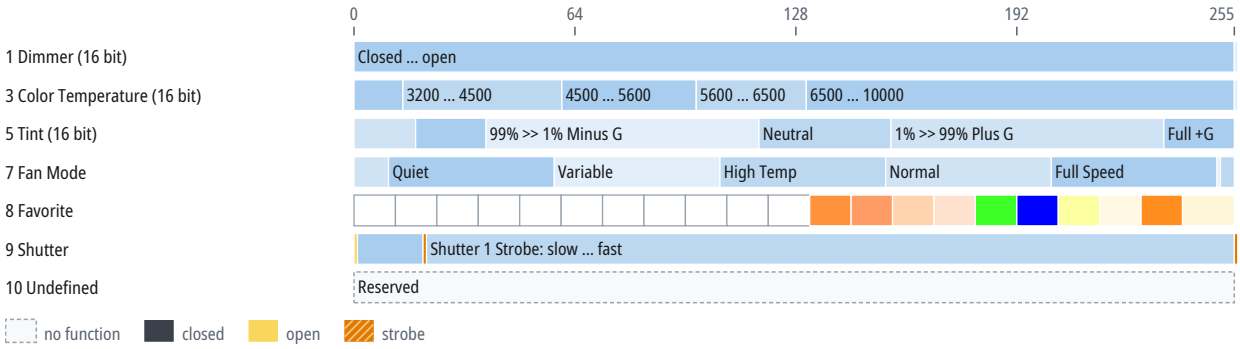

CH	Function	DMX	Description
1	Dimmer		Same as CH 1 in the mode “Mode 6 - CCT+RGBW 16Bit” (p. 23)
2	Dimmer Fine	0–255	Fine adjustment of CH 1
3	Color Temperature		Same as CH 3 in the mode “Mode 6 - CCT+RGBW 16Bit” (p. 23)
4	Color Temperature Fine	0–255	Fine adjustment of CH 3
5	Tint	0–17	No function
		17–38	Full Minus G
		38–117	99% >> 1% Minus G
		117–156	Neutral
		156–235	1% >> 99% Plus G
		235–255	Full +G
6	Tint Fine	0–255	Fine adjustment of CH 5
7	Fan Mode		Same as CH 9 in the mode “Mode 1 CCT+RGBW 8Bit” (p. 11)
8	Favorite		Same as CH 10 in the mode “Mode 1 CCT+RGBW 8Bit” (p. 11)
9	Shutter		Same as CH 11 in the mode “Mode 1 CCT+RGBW 8Bit” (p. 12)
10	Undefined	0–255	Reserved

Mode 7 - CCT ECC 16Bit

16-bit parameters use two channels, coarse and fine: value = 256 × coarse value + fine value.

If the device receives DMX in this mode but gives no light, check these channels: CH 1 Dimmer above 0; CH 9 Shutter at 0 “open”. The GDTF file gives these values for a console's Highlight function: CH 1 Dimmer 255, CH 3 Color Temperature 255.

Channel functions at a glance

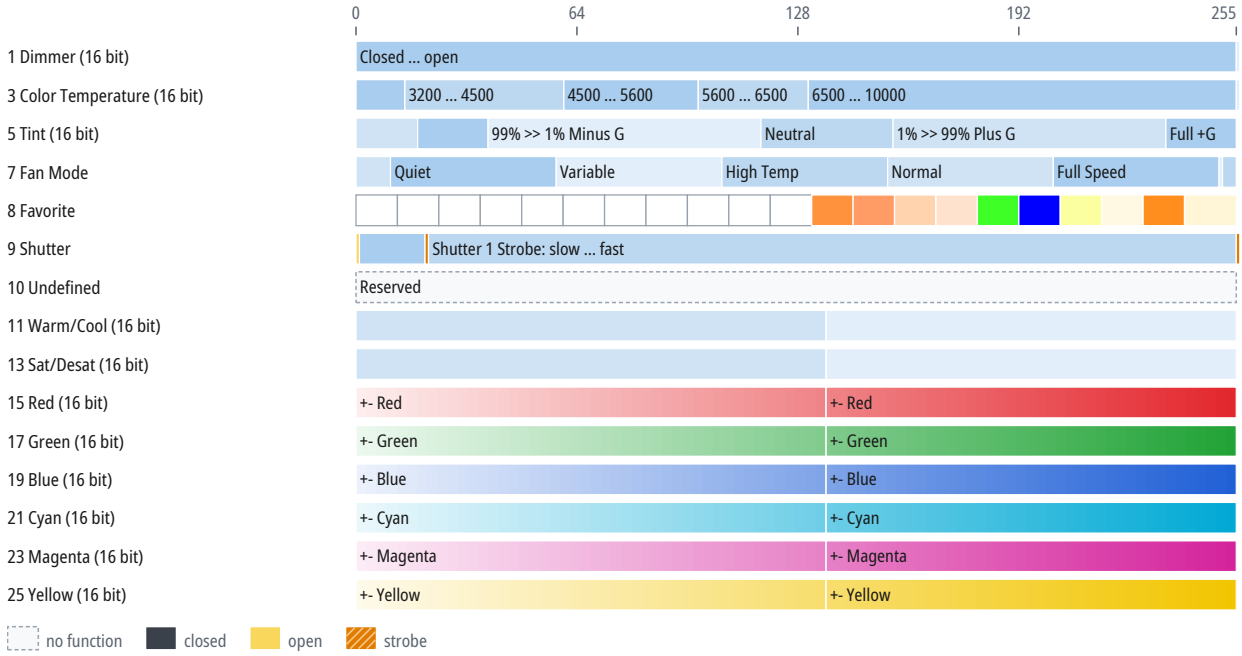

CH	Function	DMX	Description
1	Dimmer		Same as CH 1 in the mode “Mode 6 - CCT+RGBW 16Bit” (p. 23)
2	Dimmer Fine	0–255	Fine adjustment of CH 1
3	Color Temperature		Same as CH 3 in the mode “Mode 6 - CCT+RGBW 16Bit” (p. 23)
4	Color Temperature Fine	0–255	Fine adjustment of CH 3
5	Tint		Same as CH 5 in the mode “Mode 7 - CCT 16Bit” (p. 27)
6	Tint Fine	0–255	Fine adjustment of CH 5
7	Fan Mode		Same as CH 9 in the mode “Mode 1 CCT+RGBW 8Bit” (p. 11)
8	Favorite		Same as CH 10 in the mode “Mode 1 CCT+RGBW 8Bit” (p. 11)
9	Shutter		Same as CH 11 in the mode “Mode 1 CCT+RGBW 8Bit” (p. 12)
10	Undefined	0–255	Reserved
11	Warm/Cool	0–136	Warm/Cool
		136	Neutral
		136–255	Warm/Cool
12	Warm/Cool Fine	0–255	Fine adjustment of CH 11
13	Sat/Desat		Same as CH 23 in the mode “Mode 6 - CCT+RGBW ECC 16Bit” (p. 26)
14	Sat/Desat Fine	0–255	Fine adjustment of CH 13
15	Red		+- Red
		0–136	+- Red

CH	Function	DMX	Description
15	Red (continued)	136	Neutral
		136–255	+- Red
16	Red Fine	0–255	Fine adjustment of CH 15
17	Green		+- Green
		0–136	+- Green
		136	Neutral
		136–255	+- Green
18	Green Fine	0–255	Fine adjustment of CH 17
19	Blue		+- Blue
		0–136	+- Blue
		136	Neutral
		136–255	+- Blue
20	Blue Fine	0–255	Fine adjustment of CH 19
21	Cyan		Same as CH 31 in the mode “Mode 6 - CCT+RGBW ECC 16Bit” (p. 26)
22	Cyan Fine	0–255	Fine adjustment of CH 21
23	Magenta		Same as CH 33 in the mode “Mode 6 - CCT+RGBW ECC 16Bit” (p. 26)
24	Magenta Fine	0–255	Fine adjustment of CH 23
25	Yellow		Same as CH 35 in the mode “Mode 6 - CCT+RGBW ECC 16Bit” (p. 27)
26	Yellow Fine	0–255	Fine adjustment of CH 25

Mode 8 - CCT+HSI 16Bit

16-bit parameters use two channels, coarse and fine: value = 256 × coarse value + fine value.

If the device receives DMX in this mode but gives no light, check these channels: CH 1 Dimmer above 0; CH 15 Shutter at 0 “open”. The GDTF file gives these values for a console's Highlight function: CH 1 Dimmer 255, CH 3 Color Temperature 255.

Channel functions at a glance

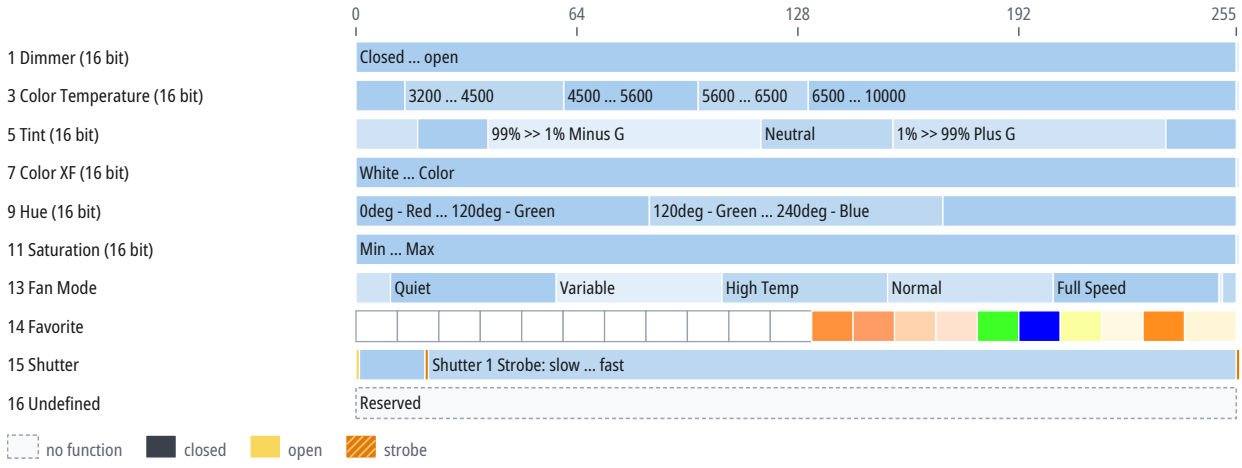

CH	Function	DMX	Description
1	Dimmer		Same as CH 1 in the mode “Mode 6 - CCT+RGBW 16Bit” (p. 23)
2	Dimmer Fine	0–255	Fine adjustment of CH 1
3	Color Temperature		Same as CH 3 in the mode “Mode 6 - CCT+RGBW 16Bit” (p. 23)
4	Color Temperature Fine	0–255	Fine adjustment of CH 3
5	Tint		Same as CH 5 in the mode “Mode 6 - CCT+RGBW 16Bit” (p. 23)
6	Tint Fine	0–255	Fine adjustment of CH 5
7	Color XF		Same as CH 7 in the mode “Mode 6 - CCT+RGBW 16Bit” (p. 23)
8	Color XF Fine	0–255	Fine adjustment of CH 7
9	Hue	0–85	0deg - Red ... 120deg - Green
		85–170	120deg - Green ... 240deg - Blue
		170	240deg - Blue
		170–255	HSB_Hue 1
10	Hue Fine	0–255	Fine adjustment of CH 9
11	Saturation	0–255	Min ... Max
		255	Max
12	Saturation Fine	0–255	Fine adjustment of CH 11
13	Fan Mode		Same as CH 9 in the mode “Mode 1 CCT+RGBW 8Bit” (p. 11)
14	Favorite		Same as CH 10 in the mode “Mode 1 CCT+RGBW 8Bit” (p. 11)
15	Shutter		Same as CH 11 in the mode “Mode 1 CCT+RGBW 8Bit” (p. 12)
16	Undefined	0–255	Reserved

Mode 8 - CCT+HSI ECC 16Bit

16-bit parameters use two channels, coarse and fine: value = 256 × coarse value + fine value.

If the device receives DMX in this mode but gives no light, check these channels: CH 1 Dimmer above 0; CH 15 Shutter at 0 “open”. The GDTF file gives these values for a console's Highlight function: CH 1 Dimmer 255, CH 3 Color Temperature 255.

Channel functions at a glance



CH	Function	DMX	Description
1	Dimmer		Same as CH 1 in the mode “Mode 6 - CCT+RGBW 16Bit” (p. 23)
2	Dimmer Fine	0–255	Fine adjustment of CH 1
3	Color Temperature		Same as CH 3 in the mode “Mode 6 - CCT+RGBW 16Bit” (p. 23)
4	Color Temperature Fine	0–255	Fine adjustment of CH 3
5	Tint		Same as CH 5 in the mode “Mode 6 - CCT+RGBW 16Bit” (p. 23)
6	Tint Fine	0–255	Fine adjustment of CH 5
7	Color XF		Same as CH 7 in the mode “Mode 6 - CCT+RGBW 16Bit” (p. 23)
8	Color XF Fine	0–255	Fine adjustment of CH 7
9	Hue		Same as CH 9 in the mode “Mode 8 - CCT+HSI 16Bit” (p. 30)
10	Hue Fine	0–255	Fine adjustment of CH 9
11	Saturation		Same as CH 11 in the mode “Mode 8 - CCT+HSI 16Bit” (p. 30)
12	Saturation Fine	0–255	Fine adjustment of CH 11
13	Fan Mode		Same as CH 9 in the mode “Mode 1 CCT+RGBW 8Bit” (p. 11)
14	Favorite		Same as CH 10 in the mode “Mode 1 CCT+RGBW 8Bit” (p. 11)
15	Shutter		Same as CH 11 in the mode “Mode 1 CCT+RGBW 8Bit” (p. 12)
16	Undefined	0–255	Reserved

CH	Function	DMX	Description
17	Warm/Cool		Same as CH 11 in the mode “Mode 7 - CCT ECC 16Bit” (p. 28)
18	Warm/Cool Fine	0–255	Fine adjustment of CH 17
19	Sat/Desat		Same as CH 23 in the mode “Mode 6 - CCT+RGBW ECC 16Bit” (p. 26)
20	Sat/Desat Fine	0–255	Fine adjustment of CH 19
21	Red		Same as CH 15 in the mode “Mode 7 - CCT ECC 16Bit” (p. 28)
22	Red Fine	0–255	Fine adjustment of CH 21
23	Green		Same as CH 17 in the mode “Mode 7 - CCT ECC 16Bit” (p. 29)
24	Green Fine	0–255	Fine adjustment of CH 23
25	Blue		Same as CH 19 in the mode “Mode 7 - CCT ECC 16Bit” (p. 29)
26	Blue Fine	0–255	Fine adjustment of CH 25
27	Cyan		Same as CH 31 in the mode “Mode 6 - CCT+RGBW ECC 16Bit” (p. 26)
28	Cyan Fine	0–255	Fine adjustment of CH 27
29	Magenta		Same as CH 33 in the mode “Mode 6 - CCT+RGBW ECC 16Bit” (p. 26)
30	Magenta Fine	0–255	Fine adjustment of CH 29
31	Yellow		Same as CH 35 in the mode “Mode 6 - CCT+RGBW ECC 16Bit” (p. 27)
32	Yellow Fine	0–255	Fine adjustment of CH 31

Mode 9 - RGBW 16Bit

16-bit parameters use two channels, coarse and fine: value = 256 × coarse value + fine value.

If the device receives DMX in this mode but gives no light, check these channels: CH 1 Dimmer above 0; CH 13 Shutter at 0 “open”. The GDTF file gives these values for a console's Highlight function: CH 1 Dimmer 255, CH 3 Red 255, CH 5 Green 255, CH 7 Blue 255, CH 9 White 255.

Channel functions at a glance

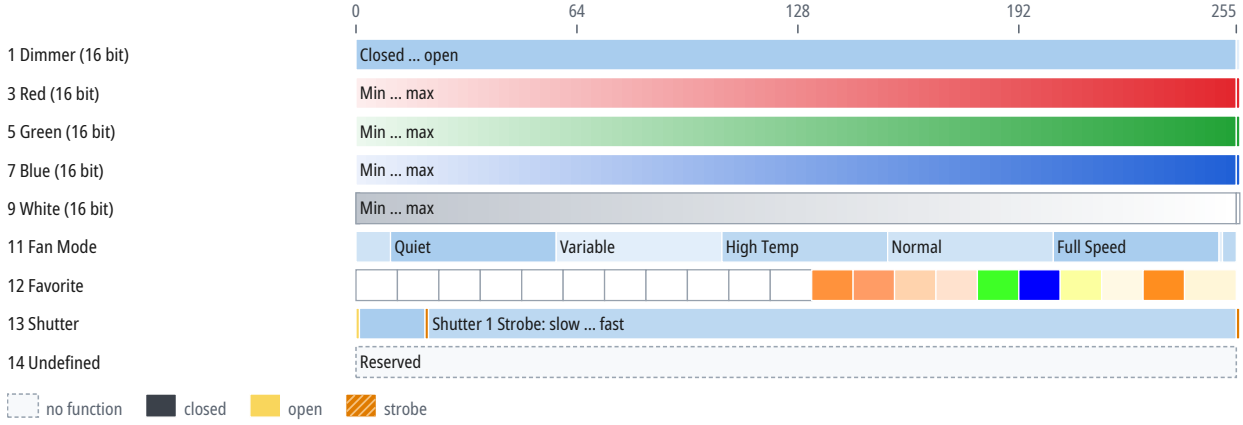

CH	Function	DMX	Description
1	Dimmer		Same as CH 1 in the mode “Mode 6 - CCT+RGBW 16Bit” (p. 23)
2	Dimmer Fine	0–255	Fine adjustment of CH 1
3	Red		Same as CH 9 in the mode “Mode 6 - CCT+RGBW 16Bit” (p. 24)
4	Red Fine	0–255	Fine adjustment of CH 3

CH	Function	DMX	Description
5	Green		Same as CH 11 in the mode “Mode 6 - CCT+RGBW 16Bit” (p. 24)
6	Green Fine	0–255	Fine adjustment of CH 5
7	Blue		Same as CH 13 in the mode “Mode 6 - CCT+RGBW 16Bit” (p. 24)
8	Blue Fine	0–255	Fine adjustment of CH 7
9	White		Same as CH 15 in the mode “Mode 6 - CCT+RGBW 16Bit” (p. 24)
10	White Fine	0–255	Fine adjustment of CH 9
11	Fan Mode		Same as CH 9 in the mode “Mode 1 CCT+RGBW 8Bit” (p. 11)
12	Favorite		Same as CH 10 in the mode “Mode 1 CCT+RGBW 8Bit” (p. 11)
13	Shutter		Same as CH 11 in the mode “Mode 1 CCT+RGBW 8Bit” (p. 12)
14	Undefined	0–255	Reserved

Mode 9 - RGBW ECC 16Bit

16-bit parameters use two channels, coarse and fine: value = 256 × coarse value + fine value.

If the device receives DMX in this mode but gives no light, check these channels: CH 1 Dimmer above 0; CH 13 Shutter at 0 “open”. The GDTF file gives these values for a console's Highlight function: CH 1 Dimmer 255, CH 3 Red 1 255, CH 5 Green 1 255, CH 7 Blue 1 255, CH 9 White 255.

Channel functions at a glance

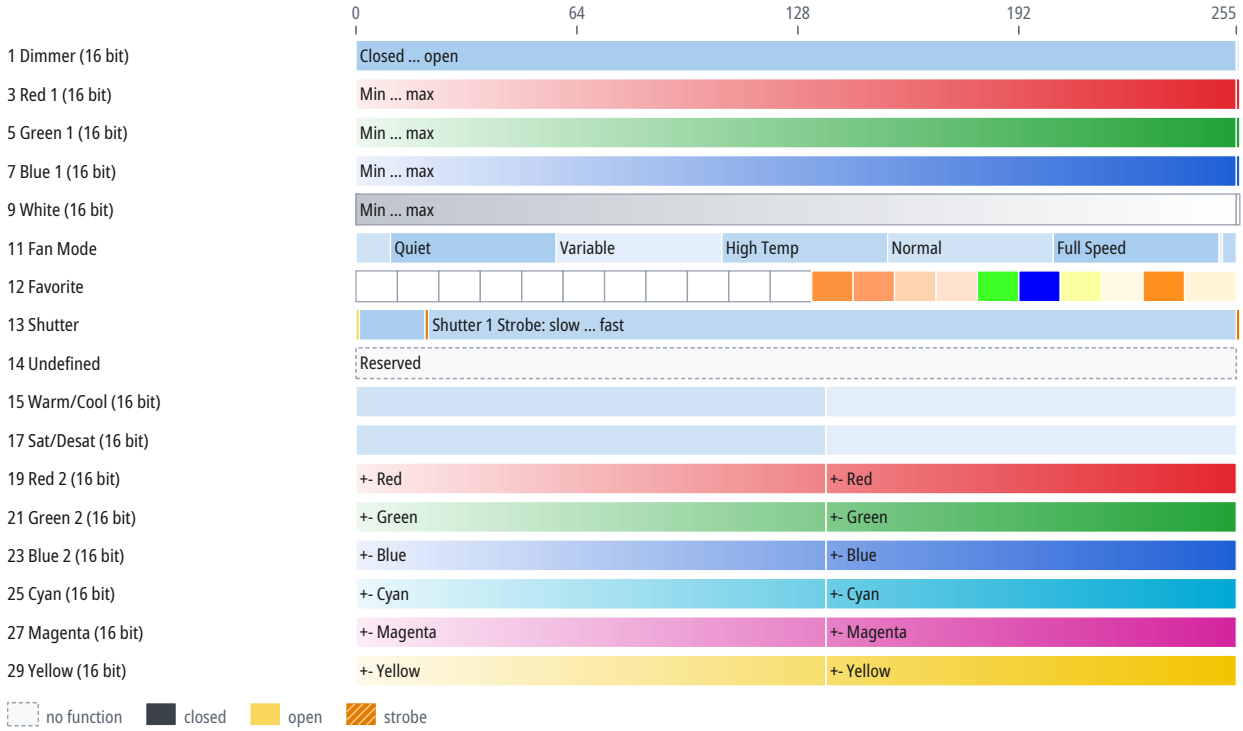

CH	Function	DMX	Description
1	Dimmer		Same as CH 1 in the mode “Mode 6 - CCT+RGBW 16Bit” (p. 23)
2	Dimmer Fine	0–255	Fine adjustment of CH 1
3	Red 1		Same as CH 9 in the mode “Mode 6 - CCT+RGBW ECC 16Bit” (p. 25)

CH	Function	DMX	Description
4	Red 1 Fine	0–255	Fine adjustment of CH 3
5	Green 1		Same as CH 11 in the mode “Mode 6 - CCT+RGBW ECC 16Bit” (p. 25)
6	Green 1 Fine	0–255	Fine adjustment of CH 5
7	Blue 1		Same as CH 13 in the mode “Mode 6 - CCT+RGBW ECC 16Bit” (p. 26)
8	Blue 1 Fine	0–255	Fine adjustment of CH 7
9	White		Same as CH 15 in the mode “Mode 6 - CCT+RGBW 16Bit” (p. 24)
10	White Fine	0–255	Fine adjustment of CH 9
11	Fan Mode		Same as CH 9 in the mode “Mode 1 CCT+RGBW 8Bit” (p. 11)
12	Favorite		Same as CH 10 in the mode “Mode 1 CCT+RGBW 8Bit” (p. 11)
13	Shutter		Same as CH 11 in the mode “Mode 1 CCT+RGBW 8Bit” (p. 12)
14	Undefined	0–255	Reserved
15	Warm/Cool		Same as CH 11 in the mode “Mode 7 - CCT ECC 16Bit” (p. 28)
16	Warm/Cool Fine	0–255	Fine adjustment of CH 15
17	Sat/Desat		Same as CH 23 in the mode “Mode 6 - CCT+RGBW ECC 16Bit” (p. 26)
18	Sat/Desat Fine	0–255	Fine adjustment of CH 17
19	Red 2		Same as CH 25 in the mode “Mode 6 - CCT+RGBW ECC 16Bit” (p. 26)
20	Red 2 Fine	0–255	Fine adjustment of CH 19
21	Green 2		Same as CH 27 in the mode “Mode 6 - CCT+RGBW ECC 16Bit” (p. 26)
22	Green 2 Fine	0–255	Fine adjustment of CH 21
23	Blue 2		Same as CH 29 in the mode “Mode 6 - CCT+RGBW ECC 16Bit” (p. 26)
24	Blue 2 Fine	0–255	Fine adjustment of CH 23
25	Cyan		Same as CH 31 in the mode “Mode 6 - CCT+RGBW ECC 16Bit” (p. 26)
26	Cyan Fine	0–255	Fine adjustment of CH 25
27	Magenta		Same as CH 33 in the mode “Mode 6 - CCT+RGBW ECC 16Bit” (p. 26)
28	Magenta Fine	0–255	Fine adjustment of CH 27
29	Yellow		Same as CH 35 in the mode “Mode 6 - CCT+RGBW ECC 16Bit” (p. 27)
30	Yellow Fine	0–255	Fine adjustment of CH 29

Mode 10 - HSI 16Bit

16-bit parameters use two channels, coarse and fine: value = 256 × coarse value + fine value.

If the device receives DMX in this mode but gives no light, check these channels: CH 1 Dimmer above 0; CH 9 Shutter at 0 “open”. The GDTF file gives these values for a console's Highlight function: CH 1 Dimmer 255.

Channel functions at a glance

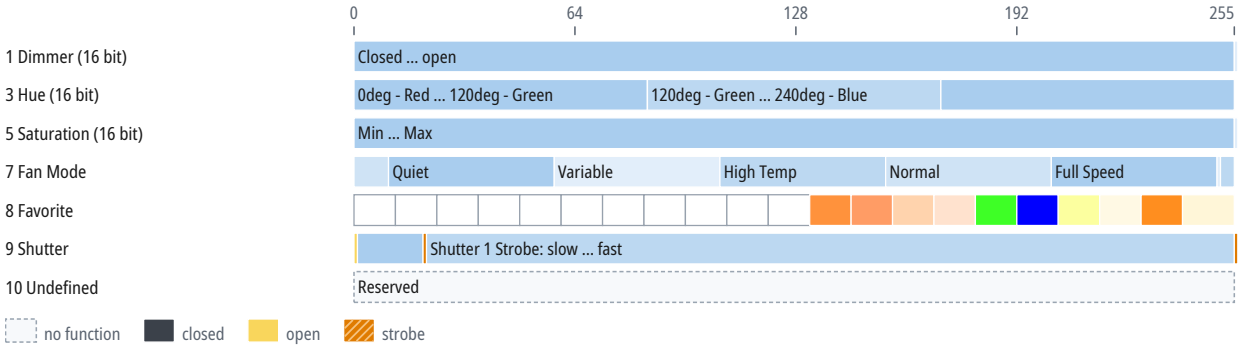

CH	Function	DMX	Description
1	Dimmer		Same as CH 1 in the mode “Mode 6 - CCT+RGBW 16Bit” (p. 23)
2	Dimmer Fine	0–255	Fine adjustment of CH 1
3	Hue		Same as CH 9 in the mode “Mode 8 - CCT+HSI 16Bit” (p. 30)
4	Hue Fine	0–255	Fine adjustment of CH 3
5	Saturation		Same as CH 11 in the mode “Mode 8 - CCT+HSI 16Bit” (p. 30)
6	Saturation Fine	0–255	Fine adjustment of CH 5
7	Fan Mode		Same as CH 9 in the mode “Mode 1 CCT+RGBW 8Bit” (p. 11)
8	Favorite		Same as CH 10 in the mode “Mode 1 CCT+RGBW 8Bit” (p. 11)
9	Shutter		Same as CH 11 in the mode “Mode 1 CCT+RGBW 8Bit” (p. 12)
10	Undefined	0–255	Reserved

Mode 10 - HSI ECC 16Bit

16-bit parameters use two channels, coarse and fine: value = 256 × coarse value + fine value.

If the device receives DMX in this mode but gives no light, check these channels: CH 1 Dimmer above 0; CH 9 Shutter at 0 “open”. The GDTF file gives these values for a console's Highlight function: CH 1 Dimmer 255.

Channel functions at a glance

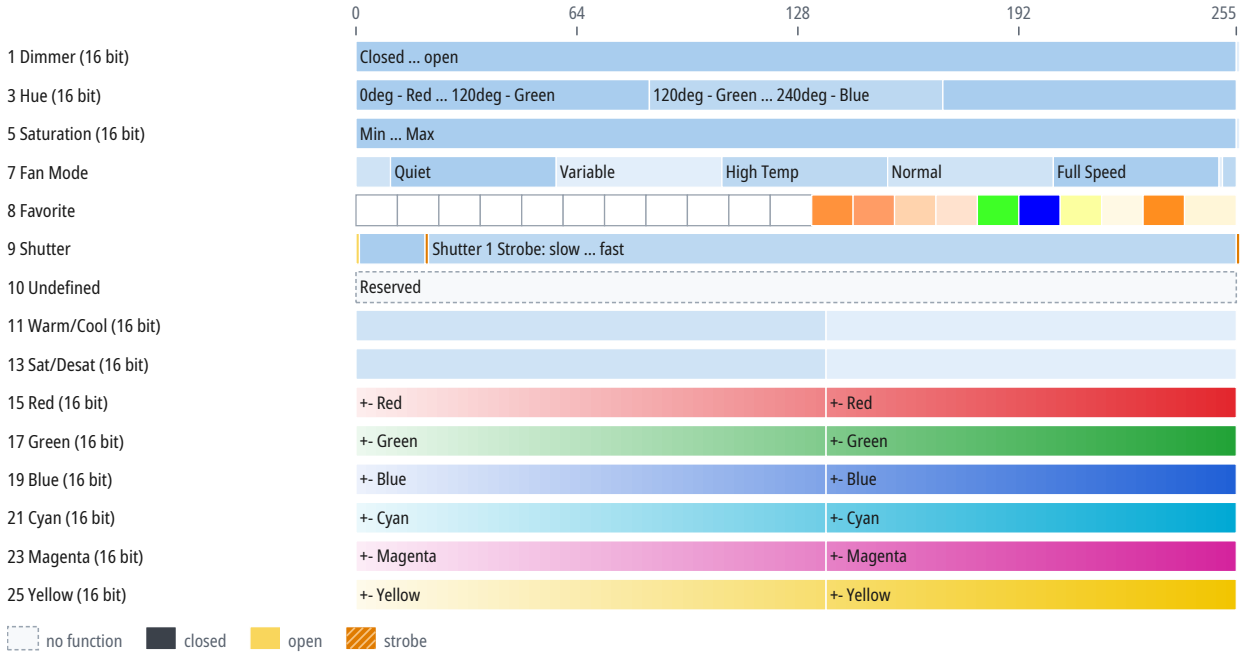

CH	Function	DMX	Description
1	Dimmer		Same as CH 1 in the mode “Mode 6 - CCT+RGBW 16Bit” (p. 23)
2	Dimmer Fine	0–255	Fine adjustment of CH 1
3	Hue		Same as CH 9 in the mode “Mode 8 - CCT+HSI 16Bit” (p. 30)
4	Hue Fine	0–255	Fine adjustment of CH 3
5	Saturation		Same as CH 11 in the mode “Mode 8 - CCT+HSI 16Bit” (p. 30)
6	Saturation Fine	0–255	Fine adjustment of CH 5
7	Fan Mode		Same as CH 9 in the mode “Mode 1 CCT+RGBW 8Bit” (p. 11)
8	Favorite		Same as CH 10 in the mode “Mode 1 CCT+RGBW 8Bit” (p. 11)
9	Shutter		Same as CH 11 in the mode “Mode 1 CCT+RGBW 8Bit” (p. 12)
10	Undefined	0–255	Reserved
11	Warm/Cool		Same as CH 11 in the mode “Mode 7 - CCT ECC 16Bit” (p. 28)
12	Warm/Cool Fine	0–255	Fine adjustment of CH 11
13	Sat/Desat		Same as CH 23 in the mode “Mode 6 - CCT+RGBW ECC 16Bit” (p. 26)
14	Sat/Desat Fine	0–255	Fine adjustment of CH 13
15	Red		Same as CH 15 in the mode “Mode 7 - CCT ECC 16Bit” (p. 28)
16	Red Fine	0–255	Fine adjustment of CH 15
17	Green		Same as CH 17 in the mode “Mode 7 - CCT ECC 16Bit” (p. 29)
18	Green Fine	0–255	Fine adjustment of CH 17

CH	Function	DMX	Description
19	Blue		Same as CH 19 in the mode “Mode 7 - CCT ECC 16Bit” (p. 29)
20	Blue Fine	0–255	Fine adjustment of CH 19
21	Cyan		Same as CH 31 in the mode “Mode 6 - CCT+RGBW ECC 16Bit” (p. 26)
22	Cyan Fine	0–255	Fine adjustment of CH 21
23	Magenta		Same as CH 33 in the mode “Mode 6 - CCT+RGBW ECC 16Bit” (p. 26)
24	Magenta Fine	0–255	Fine adjustment of CH 23
25	Yellow		Same as CH 35 in the mode “Mode 6 - CCT+RGBW ECC 16Bit” (p. 27)
26	Yellow Fine	0–255	Fine adjustment of CH 25

Mode 16 - Gels 8Bit

If the device receives DMX in this mode but gives no light, check these channels: CH 1 Dimmer above 0; CH 16 Shutter at 0 “open”. The GDTF file gives these values for a console's Highlight function: CH 1 Dimmer 255.

Channel functions at a glance

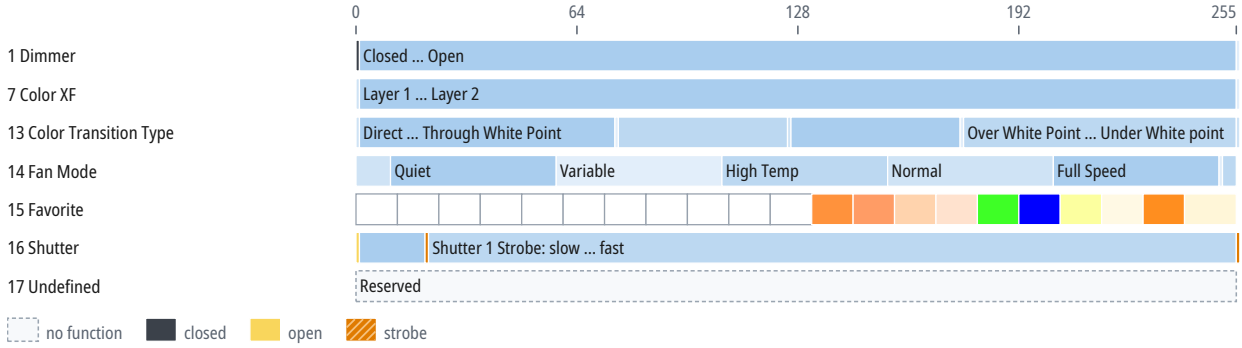

CH	Function	DMX	Description
1	Dimmer	0	Closed
		1–254	Closed ... Open
		255	Open
2	Color Temperature 1	0–128	3200
		129–255	5600
3	Color Quality 1		Color Matching
		0	Best
		1–127	Best ... Brightest
		128	Brightest
		129–254	Brightest ... No Color
		255	No Color
4	Brand 1	0	Rosco
		1–254	Rosco ... Lee
		255	Lee
5	Category 1		When CH 4 is 0–128:
		0	Color Correction

CH	Function	DMX	Description
5	Category 1 (continued)	1–74	Color Correction ... Cal Color
		75	Cal Color
		76–124	Cal Color ... Storaro
		125	Storaro
		126–174	Storaro ... Cinelux
		175	Cinelux
		176–254	Cinelux ... Reserved
		255	Reserved
			When CH 4 is 129–255:
		0	Color Correction
		1–74	Color Correction ... Color Filters
		75	Color Filters
		76–124	Color Filters ... 600 Series
		125	600 Series
		126–174	600 Series ... Cosmetic
		175	Cosmetic
		176–254	Cosmetic ... 700 Series
		255	700 Series
6	Gel 1		When CH 5 is 0–50:
		0–1	R3202
		2–3	R3203
		4–5	R3204
		6–7	R3206
		8–9	R3208
		10–11	R3216
		12–13	R3220
		14–15	R3407
		16–17	R3411
		18–19	R3408
		20–21	R3409
		22–23	R3410
		24–25	R3420
		26–27	R3441
		28–29	R3442
		30–31	R3443
		32–33	R3444
		34–35	R3304
		36–37	R3315
		38–39	R3316
		40–41	R3317
		42–43	R3308
		44–45	R3309

CH	Function	DMX	Description
6	Gel 1 (continued)	46–47	R3313
		48–49	R3314
		50–51	R3318
		52–53	R3330
		54–55	R3150
		56–57	R3152
		58–59	R3107
		60–61	R3134
		62–63	R3106
		64–65	R3102
		66–255	Rosco CC
			When CH 5 is 51–101:
		0–1	R4215
		2–3	R4230
		4–5	R4260
		6–7	R4290
		8–9	R4307
		10–11	R4315
		12–13	R4330
		14–15	R4360
		16–17	R4390
		18–19	R4415
		20–21	R4430
		22–23	R4460
		24–25	R4490
		26–27	R4515
		28–29	R4530
		30–31	R4560
		32–33	R4590
		34–35	R4615
		36–37	R4630
		38–39	R4660
		40–41	R4690
		42–43	R4715
		44–45	R4730
		46–47	R4760
		48–49	R4790
		50–51	R4815
		52–53	R4830
		54–55	R4860
		56–57	R4890

CH	Function	DMX	Description
6	Gel 1 (continued)	58–59	R4915
		60–61	R4930
		62–63	R4960
		64–65	R4990
		66–255	No function
			When CH 5 is 102–152:
		0–1	R2001
		2–3	R2002
		4–5	R2003
		6–7	R2004
		8–9	R2005
		10–11	R2006
		12–13	R2007
		14–15	R2008
		16–17	R2009
		18–19	R2010
		20–255	No function
			When CH 5 is 153–203:
		0–1	R02
		2–3	R302
		4–5	R06
		6–7	R08
		8–9	R310
		10–11	R12
		12–13	R16
		14–15	R316
		16–17	R17
		18–19	R18
		20–21	R318
		22–23	R21
		24–25	R321
		26–27	R23
		28–29	R325
		30–31	R26
		32–33	R33
		34–35	R333
		36–37	R34
		38–39	R37
		40–41	R41
		42–43	R42
		44–45	R44

CH	Function	DMX	Description
6	Gel 1 (continued)	46–47	R47
		48–49	R51
		50–51	R60
		52–53	R360
		54–55	R62
		56–57	R362
		58–59	R364
		60–61	R65
		62–63	R365
		64–65	R375
		66–67	R376
		68–69	R77
		70–71	R378
		72–73	R80
		74–75	R381
		76–77	R83
		78–79	R87
		80–81	R88
		82–83	R89
		84–85	R91
		86–87	R92
		88–89	R93
		90–91	R99
		92–255	No function
			When CH 5 is 204–255:
		0–255	Rosco No Feature
7	Color XF	0	Layer 1
		1–254	Layer 1 ... Layer 2
		255	Layer 2
8	Color Temperature 2	0–128	3200
		129–255	5600
9	Color Quality 2		Color Matching
		0	Best
		1–127	Best ... Brightest
		128	Brightest
		129–254	Brightest ... No Color
		255	No Color
10	Brand 2	0	Rosco
		1–254	Rosco ... Lee
		255	Lee
11	Category 2		When CH 4 is 0–128:
		0	Color Correction

CH	Function	DMX	Description
11	Category 2 (continued)	1–74	Color Correction ... Cal Color
		75	Cal Color
		76–124	Cal Color ... Storaro
		125	Storaro
		126–174	Storaro ... Cinelux
		175	Cinelux
		176–254	Cinelux ... Reserved
		255	Reserved
			When CH 4 is 129–255:
		0	Color Correction
		1–74	Color Correction ... Color Filters
		75	Color Filters
		76–124	Color Filters ... 600 Series
		125	600 Series
		126–174	600 Series ... Cosmetic
		175	Cosmetic
		176–254	Cosmetic ... 700 Series
		255	700 Series
12	Gel 2		When CH 5 is 0–50:
		0–1	R3202
		2–3	R3203
		4–5	R3204
		6–7	R3206
		8–9	R3208
		10–11	R3216
		12–13	R3220
		14–15	R3407
		16–17	R3411
		18–19	R3408
		20–21	R3409
		22–23	R3410
		24–25	R3420
		26–27	R3441
		28–29	R3442
		30–31	R3443
		32–33	R3444
		34–35	R3304
		36–37	R3315
		38–39	R3316
		40–41	R3317
		42–43	R3308
		44–45	R3309

CH	Function	DMX	Description
12	Gel 2 (continued)	46–47	R3313
		48–49	R3314
		50–51	R3318
		52–53	R3330
		54–55	R3150
		56–57	R3152
		58–59	R3107
		60–61	R3134
		62–63	R3106
		64–65	R3102
		66–255	Rosco CC
			When CH 5 is 51–101:
		0–1	R4215
		2–3	R4230
		4–5	R4260
		6–7	R4290
		8–9	R4307
		10–11	R4315
		12–13	R4330
		14–15	R4360
		16–17	R4390
		18–19	R4415
		20–21	R4430
		22–23	R4460
		24–25	R4490
		26–27	R4515
		28–29	R4530
		30–31	R4560
		32–33	R4590
		34–35	R4615
		36–37	R4630
		38–39	R4660
		40–41	R4690
		42–43	R4715
		44–45	R4730
		46–47	R4760
		48–49	R4790
		50–51	R4815
		52–53	R4830
		54–55	R4860
		56–57	R4890
		58–59	R4915

CH	Function	DMX	Description
12	Gel 2 (continued)	60–61	R4930
		62–63	R4960
		64–65	R4990
		66–255	No function
			When CH 5 is 102–152:
		0–1	R2001
		2–3	R2002
		4–5	R2003
		6–7	R2004
		8–9	R2005
		10–11	R2006
		12–13	R2007
		14–15	R2008
		16–17	R2009
		18–19	R2010
		20–255	No function
			When CH 5 is 153–203:
		0–1	R02
		2–3	R302
		4–5	R06
		6–7	R08
		8–9	R310
		10–11	R12
		12–13	R16
		14–15	R316
		16–17	R17
		18–19	R18
		20–21	R318
		22–23	R21
		24–25	R321
		26–27	R23
		28–29	R325
		30–31	R26
		32–33	R33
		34–35	R333
		36–37	R34
		38–39	R37
		40–41	R41
		42–43	R42
		44–45	R44
		46–47	R47
		48–49	R51

CH	Function	DMX	Description
12	Gel 2 (continued)	50–51	R60
		52–53	R360
		54–55	R62
		56–57	R362
		58–59	R364
		60–61	R65
		62–63	R365
		64–65	R375
		66–67	R376
		68–69	R77
		70–71	R378
		72–73	R80
		74–75	R381
		76–77	R83
		78–79	R87
		80–81	R88
		82–83	R89
		84–85	R91
		86–87	R92
		88–89	R93
		90–91	R99
		92–255	No function
			When CH 5 is 204–255:
		0–255	Rosco No Feature
13	Color Transition Type	0	Direct
		1–74	Direct ... Through White Point
		75	Through White Point
		76–124	Through White Point ... Through Black Point
		125	Through Black Point
		126–174	Through Black Point ... Over White Point
		175	Over White Point
		176–254	Over White Point ... Under White point
		255	Under White point
14	Fan Mode		Same as CH 9 in the mode “Mode 1 CCT+RGBW 8Bit” (p. 11)
15	Favorite		Same as CH 10 in the mode “Mode 1 CCT+RGBW 8Bit” (p. 11)
16	Shutter		Same as CH 11 in the mode “Mode 1 CCT+RGBW 8Bit” (p. 12)
17	Undefined	0–255	Reserved

Mode 16 - Gels ECC 8Bit

If the device receives DMX in this mode but gives no light, check these channels: CH 1 Dimmer above 0; CH 16 Shutter at 0 “open”. The GDTF file gives these values for a console's Highlight function: CH 1 Dimmer 255.

Channel functions at a glance

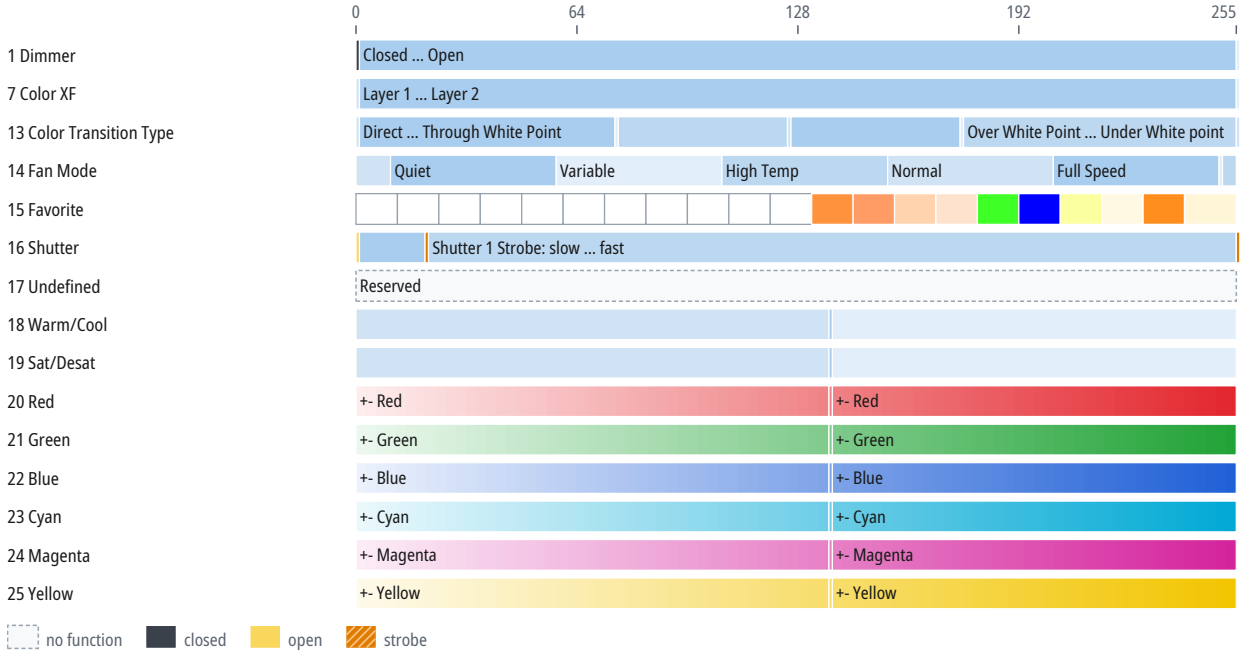

CH	Function	DMX	Description
1	Dimmer		Same as CH 1 in the mode “Mode 16 - Gels 8Bit” (p. 37)
2	Color Temperature 1		Same as CH 2 in the mode “Mode 16 - Gels 8Bit” (p. 37)
3	Color Quality 1		Same as CH 3 in the mode “Mode 16 - Gels 8Bit” (p. 37)
4	Brand 1		Same as CH 4 in the mode “Mode 16 - Gels 8Bit” (p. 37)
5	Category 1		Same as CH 5 in the mode “Mode 16 - Gels 8Bit” (p. 37)
6	Gel 1		Same as CH 6 in the mode “Mode 16 - Gels 8Bit” (p. 38)
7	Color XF		Same as CH 7 in the mode “Mode 16 - Gels 8Bit” (p. 41)
8	Color Temperature 2		Same as CH 8 in the mode “Mode 16 - Gels 8Bit” (p. 41)
9	Color Quality 2		Same as CH 9 in the mode “Mode 16 - Gels 8Bit” (p. 41)
10	Brand 2		Same as CH 10 in the mode “Mode 16 - Gels 8Bit” (p. 41)
11	Category 2		Same as CH 11 in the mode “Mode 16 - Gels 8Bit” (p. 41)
12	Gel 2		Same as CH 12 in the mode “Mode 16 - Gels 8Bit” (p. 42)
13	Color Transition Type		Same as CH 13 in the mode “Mode 16 - Gels 8Bit” (p. 45)
14	Fan Mode		Same as CH 9 in the mode “Mode 1 CCT+RGBW 8Bit” (p. 11)
15	Favorite		Same as CH 10 in the mode “Mode 1 CCT+RGBW 8Bit” (p. 11)
16	Shutter		Same as CH 11 in the mode “Mode 1 CCT+RGBW 8Bit” (p. 12)
17	Undefined	0–255	Reserved
18	Warm/Cool		Same as CH 8 in the mode “Mode 2 - CCT ECC 8Bit” (p. 16)
19	Sat/Desat		Same as CH 14 in the mode “Mode 1 CCT+RGBW ECC 8Bit” (p. 14)

CH	Function	DMX	Description
20	Red		Same as CH 10 in the mode “Mode 2 - CCT ECC 8Bit” (p. 16)
21	Green		Same as CH 11 in the mode “Mode 2 - CCT ECC 8Bit” (p. 16)
22	Blue		Same as CH 12 in the mode “Mode 2 - CCT ECC 8Bit” (p. 17)
23	Cyan		Same as CH 18 in the mode “Mode 1 CCT+RGBW ECC 8Bit” (p. 14)
24	Magenta		Same as CH 19 in the mode “Mode 1 CCT+RGBW ECC 8Bit” (p. 14)
25	Yellow		Same as CH 20 in the mode “Mode 1 CCT+RGBW ECC 8Bit” (p. 14)

Mode 17 - Gels 16Bit

16-bit parameters use two channels, coarse and fine: value = 256 × coarse value + fine value.

If the device receives DMX in this mode but gives no light, check these channels: CH 1 Dimmer above 0; CH 18 Shutter at 0 “open”. The GDTF file gives these values for a console's Highlight function: CH 1 Dimmer 255.

Channel functions at a glance

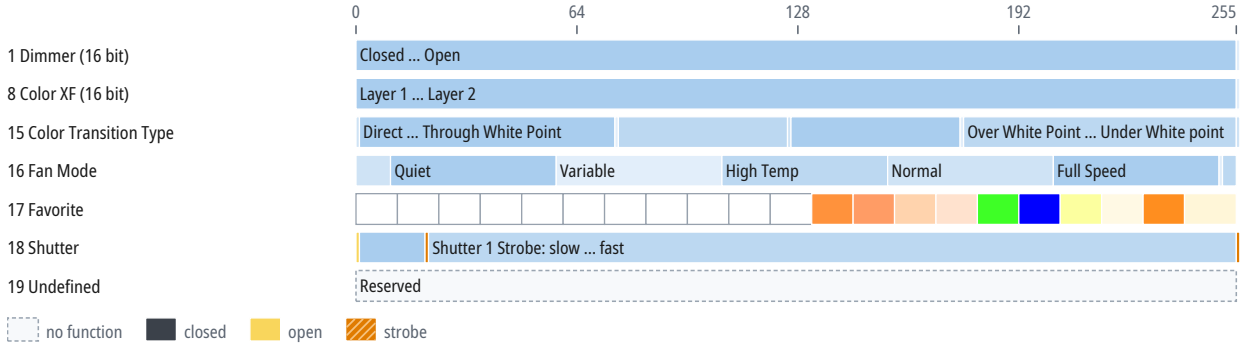

CH	Function	DMX	Description
1	Dimmer	0–255	Closed ... Open
		255	Open
2	Dimmer Fine	0–255	Fine adjustment of CH 1
3	Color Temperature 1	0	3200
		1–254	3200 ... 5600
		255	5600
4	Color Quality 1		Color Matching
		0	Best
		1–126	Best ... Brightest
		127	Brightest
		128–254	Brightest ... No Color
		255	No Color
5	Brand 1		Same as CH 4 in the mode “Mode 16 - Gels 8Bit” (p. 37)
6	Category 1		When CH 5 is 0–128:
		0	Color Correction
		1–74	Color Correction ... Cal Color
		75	Cal Color

CH	Function	DMX	Description
6	Category 1 (continued)	76–124	Cal Color ... Storaro
		125	Storaro
		126–174	Storaro ... Cinelux
		175	Cinelux
		176–254	Cinelux ... Reserved
		255	Reserved
			When CH 5 is 129–255:
		0–51	Color Correction
		52–53	Color Correction ... Color Filters
		54–102	Color Filters
		103–104	Color Filters ... 600 Series
		105–153	600 Series
		154–155	600 Series ... Cosmetic
		156–204	Cosmetic
		205–206	Cosmetic ... 700 Series
		207–255	700 Series
7	Gel 1		When CH 6 is 0–50:
		0–1	R3202
		2–3	R3203
		4–5	R3204
		6–7	R3206
		8–9	R3208
		10–11	R3216
		12–13	R3220
		14–15	R3407
		16–17	R3411
		18–19	R3408
		20–21	R3409
		22–23	R3410
		24–25	R3420
		26–27	R3441
		28–29	R3442
		30–31	R3443
		32–33	R3444
		34–35	R3304
		36–37	R3315
		38–39	R3316
		40–41	R3317
		42–43	R3308
		44–45	R3309
		46–47	R3313
		48–49	R3314

CH	Function	DMX	Description
7	Gel 1 (continued)	50–51	R3318
		52–53	R3330
		54–55	R3150
		56–57	R3152
		58–59	R3107
		60–61	R3134
		62–63	R3106
		64–65	R3102
		66–255	Rosco CC
			When CH 6 is 51–101:
		0–1	R4215
		2–3	R4230
		4–5	R4260
		6–7	R4290
		8–9	R4307
		10–11	R4315
		12–13	R4330
		14–15	R4360
		16–17	R4390
		18–19	R4415
		20–21	R4430
		22–23	R4460
		24–25	R4490
		26–27	R4515
		28–29	R4530
		30–31	R4560
		32–33	R4590
		34–35	R4615
		36–37	R4630
		38–39	R4660
		40–41	R4690
		42–43	R4715
		44–45	R4730
		46–47	R4760
		48–49	R4790
		50–51	R4815
		52–53	R4830
		54–55	R4860
		56–57	R4890
		58–59	R4915
		60–61	R4930
		62–63	R4960

CH	Function	DMX	Description
7	Gel 1 (continued)	64–65	R4990
		66–255	No function
			When CH 6 is 102–152:
		0–1	R2001
		2–3	R2002
		4–5	R2003
		6–7	R2004
		8–9	R2005
		10–11	R2006
		12–13	R2007
		14–15	R2008
		16–17	R2009
		18–19	R2010
		20–255	No function
			When CH 6 is 153–203:
		0–1	R02
		2–3	R302
		4–5	R06
		6–7	R08
		8–9	R310
		10–11	R12
		12–13	R16
		14–15	R316
		16–17	R17
		18–19	R18
		20–21	R318
		22–23	R21
		24–25	R321
		26–27	R23
		28–29	R325
		30–31	R26
		32–33	R33
		34–35	R333
		36–37	R34
		38–39	R37
		40–41	R41
		42–43	R42
		44–45	R44
		46–47	R47
		48–49	R51
		50–51	R60
		52–53	R360

CH	Function	DMX	Description
7	Gel 1 (continued)	54–55	R62
		56–57	R362
		58–59	R364
		60–61	R65
		62–63	R365
		64–65	R375
		66–67	R376
		68–69	R77
		70–71	R378
		72–73	R80
		74–75	R381
		76–77	R83
		78–79	R87
		80–81	R88
		82–83	R89
		84–85	R91
		86–87	R92
		88–89	R93
		90–91	R99
		92–255	No function
			When CH 6 is 204–255:
		0–255	Rosco No Feature
8	Color XF	0–255	Layer 1 ... Layer 2
		255	Layer 2
9	Color XF Fine	0–255	Fine adjustment of CH 8
10	Color Temperature 2	0	3200
		1–254	3200 ... 5600
		255	5600
11	Color Quality 2		Color Matching
		0	Best
		1–126	Best ... Brightest
		127	Brightest
		128–254	Brightest ... No Color
		255	No Color
12	Brand 2		Same as CH 10 in the mode “Mode 16 - Gels 8Bit” (p. 41)
13	Category 2		When CH 5 is 0–128:
		0	Color Correction
		1–74	Color Correction ... Cal Color
		75	Cal Color
		76–124	Cal Color ... Storaro
		125	Storaro
		126–174	Storaro ... Cinelux

CH	Function	DMX	Description
13	Category 2 (continued)	175	Cinelux
		176–254	Cinelux ... Reserved
		255	Reserved
			When CH 5 is 129–255:
		0–51	Color Correction
		52–53	Color Correction ... Color Filters
		54–102	Color Filters
		103–104	Color Filters ... 600 Series
		105–153	600 Series
		154–155	600 Series ... Cosmetic
		156–204	Cosmetic
		205–206	Cosmetic ... 700 Series
		207–255	700 Series
14	Gel 2		When CH 6 is 0–50:
		0–1	R3202
		2–3	R3203
		4–5	R3204
		6–7	R3206
		8–9	R3208
		10–11	R3216
		12–13	R3220
		14–15	R3407
		16–17	R3411
		18–19	R3408
		20–21	R3409
		22–23	R3410
		24–25	R3420
		26–27	R3441
		28–29	R3442
		30–31	R3443
		32–33	R3444
		34–35	R3304
		36–37	R3315
		38–39	R3316
		40–41	R3317
		42–43	R3308
		44–45	R3309
		46–47	R3313
		48–49	R3314
		50–51	R3318
		52–53	R3330
		54–55	R3150

CH	Function	DMX	Description
14	Gel 2 (continued)	56–57	R3152
		58–59	R3107
		60–61	R3134
		62–63	R3106
		64–65	R3102
		66–255	Rosco CC
			When CH 6 is 51–101:
		0–1	R4215
		2–3	R4230
		4–5	R4260
		6–7	R4290
		8–9	R4307
		10–11	R4315
		12–13	R4330
		14–15	R4360
		16–17	R4390
		18–19	R4415
		20–21	R4430
		22–23	R4460
		24–25	R4490
		26–27	R4515
		28–29	R4530
		30–31	R4560
		32–33	R4590
		34–35	R4615
		36–37	R4630
		38–39	R4660
		40–41	R4690
		42–43	R4715
		44–45	R4730
		46–47	R4760
		48–49	R4790
		50–51	R4815
		52–53	R4830
		54–55	R4860
		56–57	R4890
		58–59	R4915
		60–61	R4930
		62–63	R4960
		64–65	R4990
		66–255	No function
			When CH 6 is 102–152:

CH	Function	DMX	Description
14	Gel 2 (continued)	0–1	R2001
		2–3	R2002
		4–5	R2003
		6–7	R2004
		8–9	R2005
		10–11	R2006
		12–13	R2007
		14–15	R2008
		16–17	R2009
		18–19	R2010
		20–255	No function
			When CH 6 is 153–203:
		0–1	R02
		2–3	R302
		4–5	R06
		6–7	R08
		8–9	R310
		10–11	R12
		12–13	R16
		14–15	R316
		16–17	R17
		18–19	R18
		20–21	R318
		22–23	R21
		24–25	R321
		26–27	R23
		28–29	R325
		30–31	R26
		32–33	R33
		34–35	R333
		36–37	R34
		38–39	R37
		40–41	R41
		42–43	R42
		44–45	R44
		46–47	R47
		48–49	R51
		50–51	R60
		52–53	R360
		54–55	R62
		56–57	R362
		58–59	R364

CH	Function	DMX	Description
14	Gel 2 (continued)	60–61	R65
		62–63	R365
		64–65	R375
		66–67	R376
		68–69	R77
		70–71	R378
		72–73	R80
		74–75	R381
		76–77	R83
		78–79	R87
		80–81	R88
		82–83	R89
		84–85	R91
		86–87	R92
		88–89	R93
		90–91	R99
		92–255	No function
			When CH 6 is 204–255:
		0–255	Rosco No Feature
15	Color Transition Type		Same as CH 13 in the mode “Mode 16 - Gels 8Bit” (p. 45)
16	Fan Mode		Same as CH 9 in the mode “Mode 1 CCT+RGBW 8Bit” (p. 11)
17	Favorite		Same as CH 10 in the mode “Mode 1 CCT+RGBW 8Bit” (p. 11)
18	Shutter		Same as CH 11 in the mode “Mode 1 CCT+RGBW 8Bit” (p. 12)
19	Undefined	0–255	Reserved

Mode 17 - Gels ECC 16Bit

16-bit parameters use two channels, coarse and fine: value = 256 × coarse value + fine value.

If the device receives DMX in this mode but gives no light, check these channels: CH 1 Dimmer above 0; CH 18 Shutter at 0 “open”. The GDTF file gives these values for a console's Highlight function: CH 1 Dimmer 255.

Channel functions at a glance

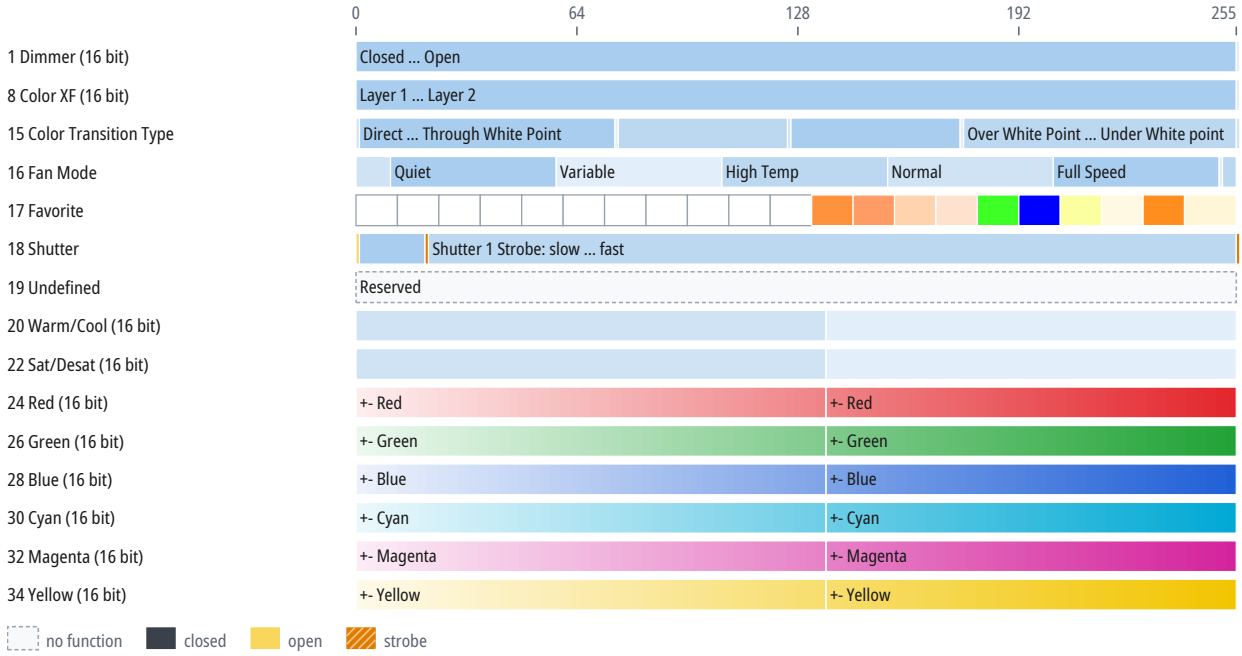

CH	Function	DMX	Description
1	Dimmer		Same as CH 1 in the mode “Mode 17 - Gels 16Bit” (p. 47)
2	Dimmer Fine	0–255	Fine adjustment of CH 1
3	Color Temperature 1		Same as CH 3 in the mode “Mode 17 - Gels 16Bit” (p. 47)
4	Color Quality 1		Same as CH 4 in the mode “Mode 17 - Gels 16Bit” (p. 47)
5	Brand 1		Same as CH 4 in the mode “Mode 16 - Gels 8Bit” (p. 37)
6	Category 1		Same as CH 6 in the mode “Mode 17 - Gels 16Bit” (p. 47)
7	Gel 1		Same as CH 7 in the mode “Mode 17 - Gels 16Bit” (p. 48)
8	Color XF		Same as CH 8 in the mode “Mode 17 - Gels 16Bit” (p. 51)
9	Color XF Fine	0–255	Fine adjustment of CH 8
10	Color Temperature 2		Same as CH 10 in the mode “Mode 17 - Gels 16Bit” (p. 51)
11	Color Quality 2		Same as CH 11 in the mode “Mode 17 - Gels 16Bit” (p. 51)
12	Brand 2		Same as CH 10 in the mode “Mode 16 - Gels 8Bit” (p. 41)
13	Category 2		Same as CH 13 in the mode “Mode 17 - Gels 16Bit” (p. 51)
14	Gel 2		Same as CH 14 in the mode “Mode 17 - Gels 16Bit” (p. 52)
15	Color Transition Type		Same as CH 13 in the mode “Mode 16 - Gels 8Bit” (p. 45)
16	Fan Mode		Same as CH 9 in the mode “Mode 1 CCT+RGBW 8Bit” (p. 11)
17	Favorite		Same as CH 10 in the mode “Mode 1 CCT+RGBW 8Bit” (p. 11)
18	Shutter		Same as CH 11 in the mode “Mode 1 CCT+RGBW 8Bit” (p. 12)
19	Undefined	0–255	Reserved

CH	Function	DMX	Description
20	Warm/Cool		Same as CH 11 in the mode “Mode 7 - CCT ECC 16Bit” (p. 28)
21	Warm/Cool Fine	0–255	Fine adjustment of CH 20
22	Sat/Desat		Same as CH 23 in the mode “Mode 6 - CCT+RGBW ECC 16Bit” (p. 26)
23	Sat/Desat Fine	0–255	Fine adjustment of CH 22
24	Red		Same as CH 15 in the mode “Mode 7 - CCT ECC 16Bit” (p. 28)
25	Red Fine	0–255	Fine adjustment of CH 24
26	Green		Same as CH 17 in the mode “Mode 7 - CCT ECC 16Bit” (p. 29)
27	Green Fine	0–255	Fine adjustment of CH 26
28	Blue		Same as CH 19 in the mode “Mode 7 - CCT ECC 16Bit” (p. 29)
29	Blue Fine	0–255	Fine adjustment of CH 28
30	Cyan		Same as CH 31 in the mode “Mode 6 - CCT+RGBW ECC 16Bit” (p. 26)
31	Cyan Fine	0–255	Fine adjustment of CH 30
32	Magenta		Same as CH 33 in the mode “Mode 6 - CCT+RGBW ECC 16Bit” (p. 26)
33	Magenta Fine	0–255	Fine adjustment of CH 32
34	Yellow		Same as CH 35 in the mode “Mode 6 - CCT+RGBW ECC 16Bit” (p. 27)
35	Yellow Fine	0–255	Fine adjustment of CH 34

Mode 18 - XY 8Bit

If the device receives DMX in this mode but gives no light, check these channels: CH 1 Dimmer above 0; CH 10 Shutter at 0 “open”. The GDTF file gives these values for a console's Highlight function: CH 1 Dimmer 255.

Channel functions at a glance

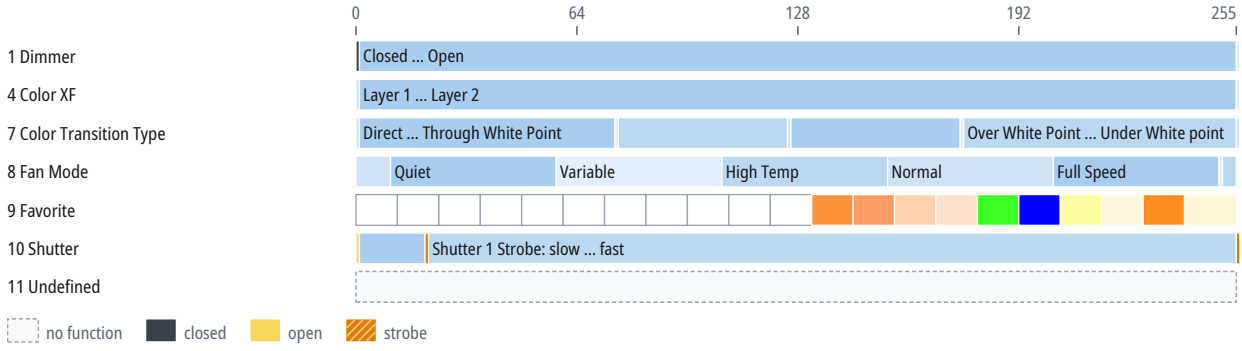

CH	Function	DMX	Description
1	Dimmer		Same as CH 1 in the mode “Mode 16 - Gels 8Bit” (p. 37)
2	CIE X 1	0	Min
		1–254	Min ... max
		255	Max
3	CIE Y 1	0	Min
		1–254	Min ... max
		255	Max

CH	Function	DMX	Description
4	Color XF		Same as CH 7 in the mode “Mode 16 - Gels 8Bit” (p. 41)
5	CIE X 2	0	Min
		1–254	Min ... max
		255	Max
6	CIE Y 2	0	Min
		1–254	Min ... max
		255	Max
7	Color Transition Type		Same as CH 13 in the mode “Mode 16 - Gels 8Bit” (p. 45)
8	Fan Mode		Same as CH 9 in the mode “Mode 1 CCT+RGBW 8Bit” (p. 11)
9	Favorite		Same as CH 10 in the mode “Mode 1 CCT+RGBW 8Bit” (p. 11)
10	Shutter		Same as CH 11 in the mode “Mode 1 CCT+RGBW 8Bit” (p. 12)
11	Undefined	0–255	

Mode 18 - XY ECC 8Bit

If the device receives DMX in this mode but gives no light, check these channels: CH 1 Dimmer above 0; CH 10 Shutter at 0 “open”. The GDTF file gives these values for a console's Highlight function: CH 1 Dimmer 255.

Channel functions at a glance

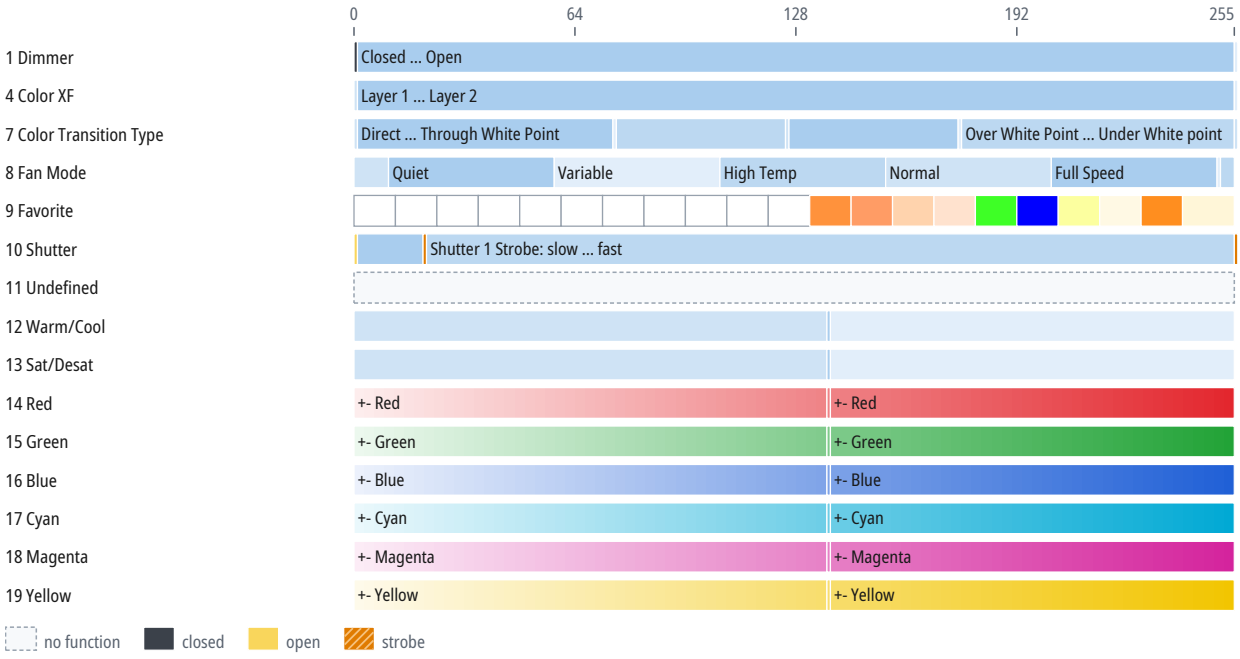

CH	Function	DMX	Description
1	Dimmer		Same as CH 1 in the mode “Mode 16 - Gels 8Bit” (p. 37)
2	CIE X 1		Same as CH 2 in the mode “Mode 18 - XY 8Bit” (p. 57)
3	CIE Y 1		Same as CH 3 in the mode “Mode 18 - XY 8Bit” (p. 57)
4	Color XF		Same as CH 7 in the mode “Mode 16 - Gels 8Bit” (p. 41)
5	CIE X 2		Same as CH 5 in the mode “Mode 18 - XY 8Bit” (p. 58)
6	CIE Y 2		Same as CH 6 in the mode “Mode 18 - XY 8Bit” (p. 58)
7	Color Transition Type		Same as CH 13 in the mode “Mode 16 - Gels 8Bit” (p. 45)

CH	Function	DMX	Description
8	Fan Mode		Same as CH 9 in the mode “Mode 1 CCT+RGBW 8Bit” (p. 11)
9	Favorite		Same as CH 10 in the mode “Mode 1 CCT+RGBW 8Bit” (p. 11)
10	Shutter		Same as CH 11 in the mode “Mode 1 CCT+RGBW 8Bit” (p. 12)
11	Undefined	0–255	
12	Warm/Cool		Same as CH 13 in the mode “Mode 1 CCT+RGBW ECC 8Bit” (p. 14)
13	Sat/Desat		Same as CH 14 in the mode “Mode 1 CCT+RGBW ECC 8Bit” (p. 14)
14	Red		Same as CH 10 in the mode “Mode 2 - CCT ECC 8Bit” (p. 16)
15	Green		Same as CH 11 in the mode “Mode 2 - CCT ECC 8Bit” (p. 16)
16	Blue		Same as CH 12 in the mode “Mode 2 - CCT ECC 8Bit” (p. 17)
17	Cyan		Same as CH 18 in the mode “Mode 1 CCT+RGBW ECC 8Bit” (p. 14)
18	Magenta		Same as CH 19 in the mode “Mode 1 CCT+RGBW ECC 8Bit” (p. 14)
19	Yellow		Same as CH 20 in the mode “Mode 1 CCT+RGBW ECC 8Bit” (p. 14)

Mode 19 - XY 16Bit

16-bit parameters use two channels, coarse and fine: value = 256 × coarse value + fine value.

If the device receives DMX in this mode but gives no light, check these channels: CH 1 Dimmer above 0; CH 16 Shutter at 0 “open”. The GDTF file gives these values for a console's Highlight function: CH 1 Dimmer 255.

Channel functions at a glance

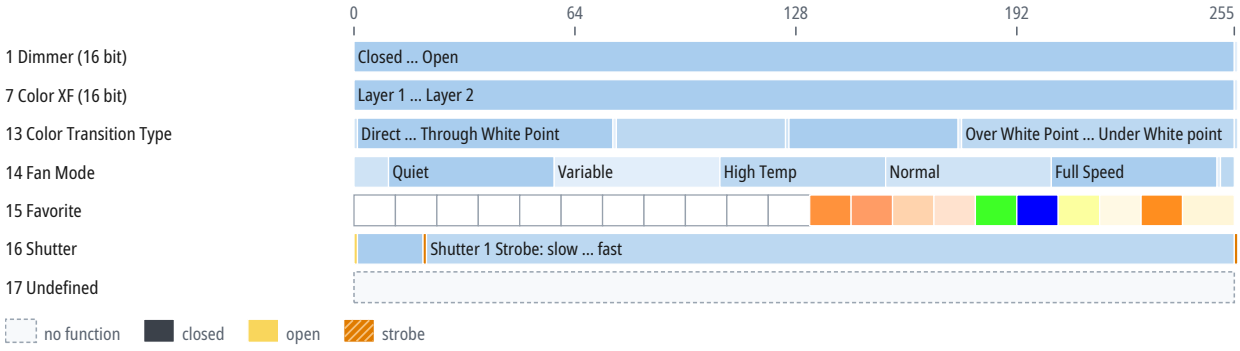

CH	Function	DMX	Description
1	Dimmer		Same as CH 1 in the mode “Mode 17 - Gels 16Bit” (p. 47)
2	Dimmer Fine	0–255	Fine adjustment of CH 1
3	CIE X 1	0–255	Min ... max
		255	Max
4	CIE X 1 Fine	0–255	Fine adjustment of CH 3
5	CIE Y 1	0–255	Min ... max
		255	Max
6	CIE Y 1 Fine	0–255	Fine adjustment of CH 5
7	Color XF		Same as CH 8 in the mode “Mode 17 - Gels 16Bit” (p. 51)

CH	Function	DMX	Description
8	Color XF Fine	0–255	Fine adjustment of CH 7
9	CIE X 2	0–255	Min ... max
		255	Max
10	CIE X 2 Fine	0–255	Fine adjustment of CH 9
11	CIE Y 2	0–255	Min ... max
		255	Max
12	CIE Y 2 Fine	0–255	Fine adjustment of CH 11
13	Color Transition Type		Same as CH 13 in the mode “Mode 16 - Gels 8Bit” (p. 45)
14	Fan Mode		Same as CH 9 in the mode “Mode 1 CCT+RGBW 8Bit” (p. 11)
15	Favorite		Same as CH 10 in the mode “Mode 1 CCT+RGBW 8Bit” (p. 11)
16	Shutter		Same as CH 11 in the mode “Mode 1 CCT+RGBW 8Bit” (p. 12)
17	Undefined	0–255	

Mode 19 - XY ECC 16Bit

16-bit parameters use two channels, coarse and fine: value = 256 × coarse value + fine value.

If the device receives DMX in this mode but gives no light, check these channels: CH 1 Dimmer above 0; CH 16 Shutter at 0 “open”. The GDTF file gives these values for a console's Highlight function: CH 1 Dimmer 255.

Channel functions at a glance

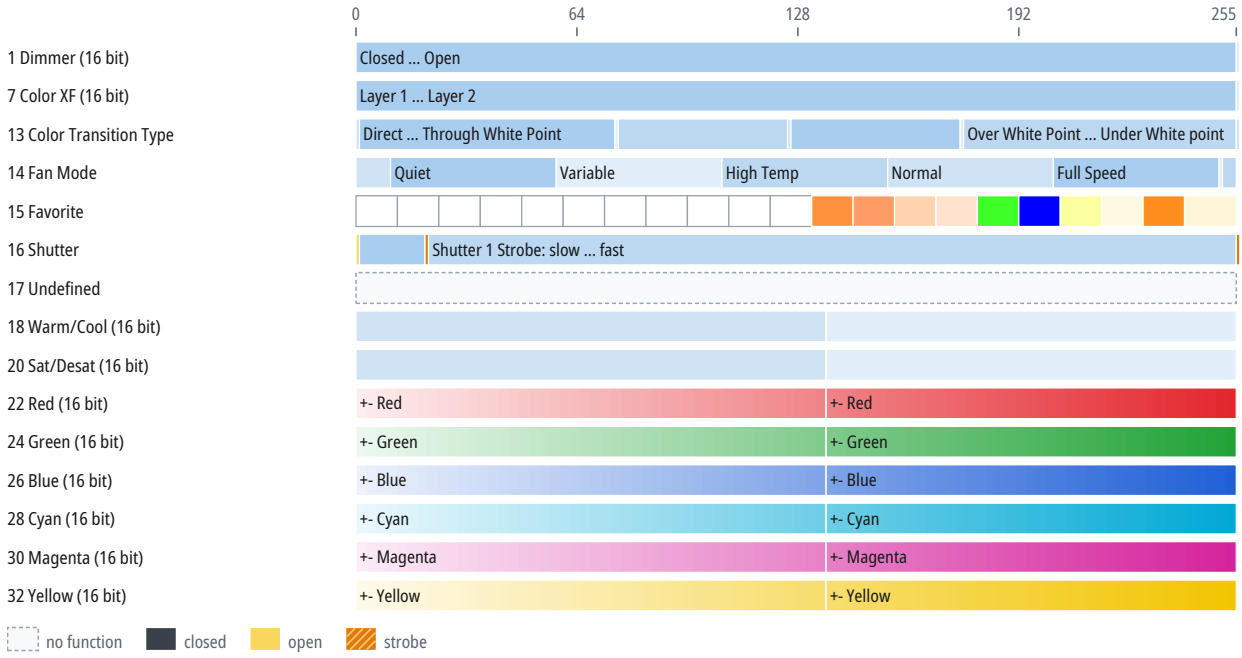

CH	Function	DMX	Description
1	Dimmer		Same as CH 1 in the mode “Mode 17 - Gels 16Bit” (p. 47)
2	Dimmer Fine	0–255	Fine adjustment of CH 1
3	CIE X 1		Same as CH 3 in the mode “Mode 19 - XY 16Bit” (p. 59)
4	CIE X 1 Fine	0–255	Fine adjustment of CH 3
5	CIE Y 1		Same as CH 5 in the mode “Mode 19 - XY 16Bit” (p. 59)
6	CIE Y 1 Fine	0–255	Fine adjustment of CH 5

CH	Function	DMX	Description
7	Color XF		Same as CH 8 in the mode “Mode 17 - Gels 16Bit” (p. 51)
8	Color XF Fine	0–255	Fine adjustment of CH 7
9	CIE X 2		Same as CH 9 in the mode “Mode 19 - XY 16Bit” (p. 60)
10	CIE X 2 Fine	0–255	Fine adjustment of CH 9
11	CIE Y 2		Same as CH 11 in the mode “Mode 19 - XY 16Bit” (p. 60)
12	CIE Y 2 Fine	0–255	Fine adjustment of CH 11
13	Color Transition Type		Same as CH 13 in the mode “Mode 16 - Gels 8Bit” (p. 45)
14	Fan Mode		Same as CH 9 in the mode “Mode 1 CCT+RGBW 8Bit” (p. 11)
15	Favorite		Same as CH 10 in the mode “Mode 1 CCT+RGBW 8Bit” (p. 11)
16	Shutter		Same as CH 11 in the mode “Mode 1 CCT+RGBW 8Bit” (p. 12)
17	Undefined	0–255	
18	Warm/Cool		Same as CH 11 in the mode “Mode 7 - CCT ECC 16Bit” (p. 28)
19	Warm/Cool Fine	0–255	Fine adjustment of CH 18
20	Sat/Desat		Same as CH 23 in the mode “Mode 6 - CCT+RGBW ECC 16Bit” (p. 26)
21	Sat/Desat Fine	0–255	Fine adjustment of CH 20
22	Red		Same as CH 15 in the mode “Mode 7 - CCT ECC 16Bit” (p. 28)
23	Red Fine	0–255	Fine adjustment of CH 22
24	Green		Same as CH 17 in the mode “Mode 7 - CCT ECC 16Bit” (p. 29)
25	Green Fine	0–255	Fine adjustment of CH 24
26	Blue		Same as CH 19 in the mode “Mode 7 - CCT ECC 16Bit” (p. 29)
27	Blue Fine	0–255	Fine adjustment of CH 26
28	Cyan		Same as CH 31 in the mode “Mode 6 - CCT+RGBW ECC 16Bit” (p. 26)
29	Cyan Fine	0–255	Fine adjustment of CH 28
30	Magenta		Same as CH 33 in the mode “Mode 6 - CCT+RGBW ECC 16Bit” (p. 26)
31	Magenta Fine	0–255	Fine adjustment of CH 30
32	Yellow		Same as CH 35 in the mode “Mode 6 - CCT+RGBW ECC 16Bit” (p. 27)
33	Yellow Fine	0–255	Fine adjustment of CH 32

Mode 20 - Source Match 8Bit

If the device receives DMX in this mode but gives no light, check these channels: CH 1 Dimmer above 0; CH 9 Shutter at 0 “open”. The GDTF file gives these values for a console's Highlight function: CH 1 Dimmer 255.

Channel functions at a glance



CH	Function	DMX	Description
1	Dimmer		Same as CH 1 in the mode “Mode 16 - Gels 8Bit” (p. 37)
2	Category 1	0	Incand
		1–74	Incand ... Fluor
		75	Fluor
		76–124	Fluor ... Discharge
		125	Discharge
		126–174	Discharge ... Other
		175	Other
		176–254	Other ... No Feature
		255	No function
3	Source 1		When CH 2 is 0–50:
		0–2	Tungsten
		3–5	Incandescent
		6–8	Halogen
		9–11	Antique Bulb
		12–14	Wm Antique Bulb
		15–17	Xmas Lites
		18–20	Night Light
		21–23	IR Heat Lamp
		24–26	Grow Light
		27–255	Reserved
			When CH 2 is 51–101:
		0–2	CFL Soft White
		3–5	CFL Brite White
		6–8	CFL Cool Whtie
		9–11	CFL Daylight
		12–14	Cool White 1
		15–17	Cool White 2

CH	Function	DMX	Description
3	Source 1 (continued)	18–20	Cool White 3
		21–23	Warm White
		24–26	CFL Blacklight
		27–255	Reserved
			When CH 2 is 102–152:
		0–2	HMI
		3–5	HP Sodium
		6–8	LP Sodium
		9–11	Mercury Vapor
		12–14	Metal Halide
		15–17	Ceramic
		18–20	Carbon Arc
		21–23	Xenon
		24–255	Reserved
			When CH 2 is 153–203:
		0–2	Candle
		3–5	Gas Fire
		6–8	Sun Direct
		9–11	Sun Overcast
		12–14	Sun Blue Hour
		15–17	Mobile Phone
		18–20	Computer Monitor
		21–23	Electroluminescence
		24–26	Blow Torch
		27–29	Road Flare
		30–32	Amber Caution
		33–35	Green Traffic Light
		36–38	Yellow Traffic Light
		39–41	Red Traffic Light
		42–44	Blue Glow Stick
		45–47	Green Glow Stick
		48–50	Red Glow Stick
		51–53	Yellow Glow Stick
		54–56	Pink Glow Stick
		57–59	Violet Glow Stick
		60–255	Reserved
			When CH 2 is 204–255:
		0–255	
4	Color XF		Layer XF
		0	Layer 1
		1–254	Layer 1 ... Layer 2
		255	Layer 2

CH	Function	DMX	Description
5	Category 2	0	Incand
		1–74	Incand ... Fluor
		75	Fluor
		76–124	Fluor ... Discharge
		125	Discharge
		126–174	Discharge ... Other
		175	Other
		176–254	Other ... No Feature
		255	No function
6	Source 2		When CH 2 is 0–50:
		0–2	Tungsten
		3–5	Incandescent
		6–8	Halogen
		9–11	Antique Bulb
		12–14	Wm Antique Bulb
		15–17	Xmas Lites
		18–20	Night Light
		21–23	IR Heat Lamp
		24–26	Grow Light
		27–255	Reserved
			When CH 2 is 51–101:
		0–2	CFL Soft White
		3–5	CFL Brite White
		6–8	CFL Cool Whtie
		9–11	CFL Daylight
		12–14	Cool White 1
		15–17	Cool White 2
		18–20	Cool White 3
		21–23	Warm White
		24–26	CFL Blacklight
		27–255	Reserved
			When CH 2 is 102–152:
		0–2	HMI
		3–5	HP Sodium
		6–8	LP Sodium
		9–11	Mercury Vapor
		12–14	Metal Halide
		15–17	Ceramic
		18–20	Carbon Arc
		21–23	Xenon
		24–255	Reserved
			When CH 2 is 153–203:

CH	Function	DMX	Description
6	Source 2 (continued)	0–2	Candle
		3–5	Gas Fire
		6–8	Sun Direct
		9–11	Sun Overcast
		12–14	Sun Blue Hour
		15–17	Mobile Phone
		18–20	Computer Monitor
		21–23	Electroluminescence
		24–26	Blow Torch
		27–29	Road Flare
		30–32	Amber Caution
		33–35	Green Traffic Light
		36–38	Yellow Traffic Light
		39–41	Red Traffic Light
		42–44	Blue Glow Stick
		45–47	Green Glow Stick
		48–50	Red Glow Stick
		51–53	Yellow Glow Stick
		54–56	Pink Glow Stick
		57–59	Violet Glow Stick
		60–255	Reserved
			When CH 2 is 204–255:
		0–255	
7	Fan Mode		Same as CH 9 in the mode “Mode 1 CCT+RGBW 8Bit” (p. 11)
8	Favorite		Same as CH 10 in the mode “Mode 1 CCT+RGBW 8Bit” (p. 11)
9	Shutter		Same as CH 11 in the mode “Mode 1 CCT+RGBW 8Bit” (p. 12)
10	Undefined	0–255	Reserved

Mode 20 - Source Match ECC 8Bit

If the device receives DMX in this mode but gives no light, check these channels: CH 1 Dimmer above 0; CH 9 Shutter at 0 “open”. The GDTF file gives these values for a console's Highlight function: CH 1 Dimmer 255.

Channel functions at a glance

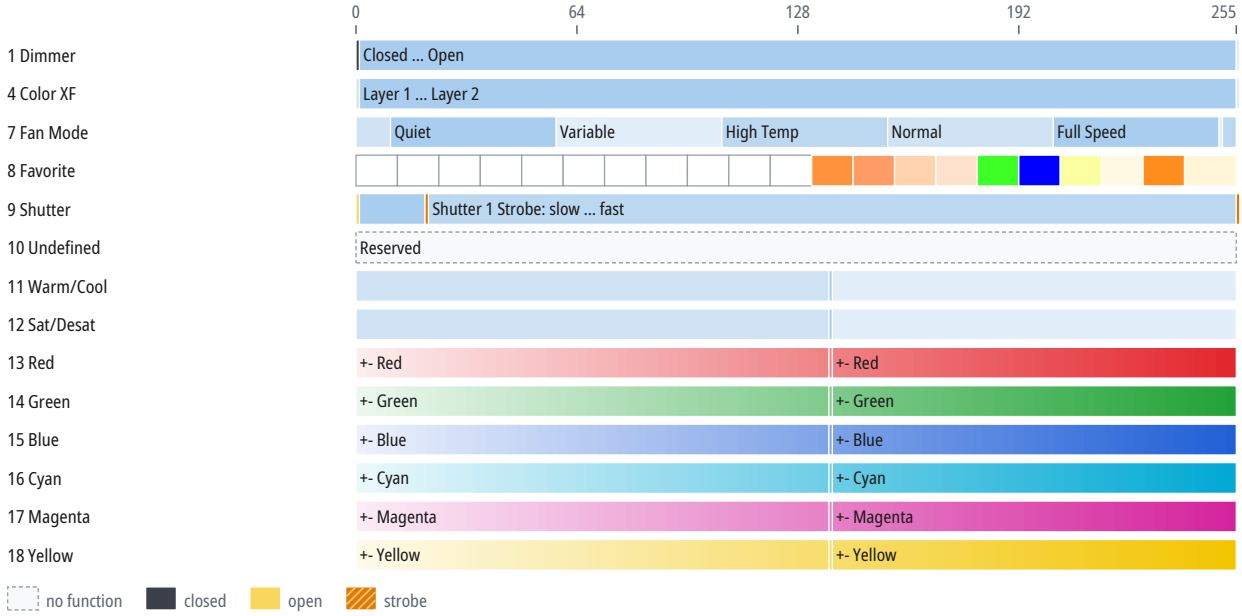

CH	Function	DMX	Description
1	Dimmer		Same as CH 1 in the mode “Mode 16 - Gels 8Bit” (p. 37)
2	Category 1		Same as CH 2 in the mode “Mode 20 - Source Match 8Bit” (p. 62)
3	Source 1		Same as CH 3 in the mode “Mode 20 - Source Match 8Bit” (p. 62)
4	Color XF		Same as CH 4 in the mode “Mode 20 - Source Match 8Bit” (p. 63)
5	Category 2		Same as CH 5 in the mode “Mode 20 - Source Match 8Bit” (p. 64)
6	Source 2		Same as CH 6 in the mode “Mode 20 - Source Match 8Bit” (p. 64)
7	Fan Mode		Same as CH 9 in the mode “Mode 1 CCT+RGBW 8Bit” (p. 11)
8	Favorite		Same as CH 10 in the mode “Mode 1 CCT+RGBW 8Bit” (p. 11)
9	Shutter		Same as CH 11 in the mode “Mode 1 CCT+RGBW 8Bit” (p. 12)
10	Undefined	0–255	Reserved
11	Warm/Cool		Same as CH 8 in the mode “Mode 2 - CCT ECC 8Bit” (p. 16)
12	Sat/Desat		Same as CH 14 in the mode “Mode 1 CCT+RGBW ECC 8Bit” (p. 14)
13	Red		Same as CH 10 in the mode “Mode 2 - CCT ECC 8Bit” (p. 16)
14	Green		Same as CH 11 in the mode “Mode 2 - CCT ECC 8Bit” (p. 16)
15	Blue		Same as CH 12 in the mode “Mode 2 - CCT ECC 8Bit” (p. 17)

CH	Function	DMX	Description
16	Cyan		Same as CH 18 in the mode “Mode 1 CCT+RGBW ECC 8Bit” (p. 14)
17	Magenta		Same as CH 19 in the mode “Mode 1 CCT+RGBW ECC 8Bit” (p. 14)
18	Yellow		Same as CH 20 in the mode “Mode 1 CCT+RGBW ECC 8Bit” (p. 14)

Mode 21 - Source Match 16Bit

16-bit parameters use two channels, coarse and fine: value = 256 × coarse value + fine value.

If the device receives DMX in this mode but gives no light, check these channels: CH 1 Dimmer above 0; CH 11 Shutter at 0 “open”. The GDTF file gives these values for a console's Highlight function: CH 1 Dimmer 255.

Channel functions at a glance

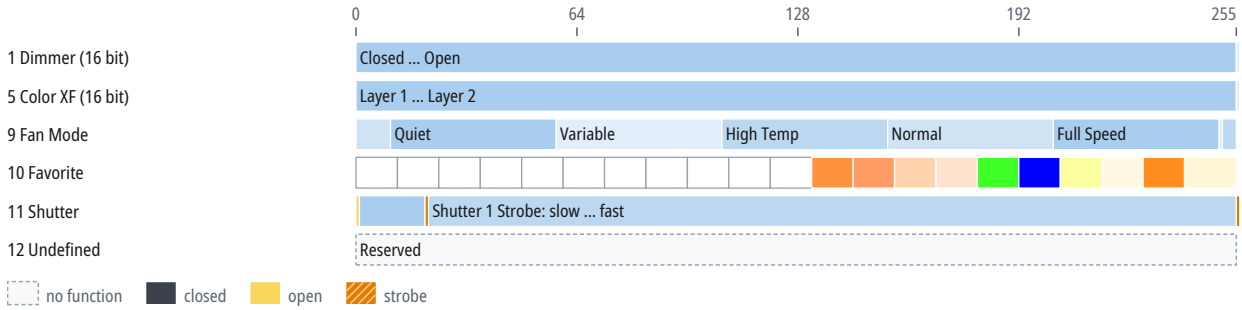

CH	Function	DMX	Description
1	Dimmer		Same as CH 1 in the mode “Mode 17 - Gels 16Bit” (p. 47)
2	Dimmer Fine	0–255	Fine adjustment of CH 1
3	Category 1		Same as CH 2 in the mode “Mode 20 - Source Match 8Bit” (p. 62)
4	Source 1		When CH 3 is 0–50:
		0–2	Tungsten
		3–5	Incandescent
		6–8	Halogen
		9–11	Antique Bulb
		12–14	Wm Antique Bulb
		15–17	Xmas Lites
		18–20	Night Light
		21–23	IR Heat Lamp
		24–26	Grow Light
		27–255	Reserved
			When CH 3 is 51–101:
		0–2	CFL Soft White
		3–5	CFL Brite White
		6–8	CFL Cool Whtie

CH	Function	DMX	Description
4	Source 1 (continued)	9–11	CFL Daylight
		12–14	Cool White 1
		15–17	Cool White 2
		18–20	Cool White 3
		21–23	Warm White
		24–26	CFL Blacklight
		27–255	Reserved
			When CH 3 is 102–152:
		0–2	HMI
		3–5	HP Sodium
		6–8	LP Sodium
		9–11	Mercury Vapor
		12–14	Metal Halide
		15–17	Ceramic
		18–20	Carbon Arc
		21–23	Xenon
		24–255	Reserved
5	Color XF		Layer XF
		0–255	Layer 1 ... Layer 2
		255	Layer 2
6	Color XF Fine	0–255	Fine adjustment of CH 5
7	Category 2		Same as CH 5 in the mode “Mode 20 - Source Match 8Bit” (p. 64)
8	Source 2		When CH 3 is 0–50:
		0–2	Tungsten
		3–5	Incandescent
		6–8	Halogen
		9–11	Antique Bulb
		12–14	Wm Antique Bulb
		15–17	Xmas Lites
		18–20	Night Light
		21–23	IR Heat Lamp
		24–26	Grow Light
		27–255	Reserved
			When CH 3 is 51–101:
		0–2	CFL Soft White
		3–5	CFL Brite White
		6–8	CFL Cool Whtie
		9–11	CFL Daylight
		12–14	Cool White 1
		15–17	Cool White 2
		18–20	Cool White 3

CH	Function	DMX	Description
8	Source 2 (continued)	21–23	Warm White
		24–26	CFL Blacklight
		27–255	Reserved
			When CH 3 is 102–152:
		0–2	HMI
		3–5	HP Sodium
		6–8	LP Sodium
		9–11	Mercury Vapor
		12–14	Metal Halide
		15–17	Ceramic
		18–20	Carbon Arc
		21–23	Xenon
		24–255	Reserved
9	Fan Mode		Same as CH 9 in the mode “Mode 1 CCT+RGBW 8Bit” (p. 11)
10	Favorite		Same as CH 10 in the mode “Mode 1 CCT+RGBW 8Bit” (p. 11)
11	Shutter		Same as CH 11 in the mode “Mode 1 CCT+RGBW 8Bit” (p. 12)
12	Undefined	0–255	Reserved

Mode 21 - Source Match ECC 16Bit

16-bit parameters use two channels, coarse and fine: value = 256 × coarse value + fine value.

If the device receives DMX in this mode but gives no light, check these channels: CH 1 Dimmer above 0; CH 11 Shutter at 0 “open”. The GDTF file gives these values for a console's Highlight function: CH 1 Dimmer 255.

Channel functions at a glance

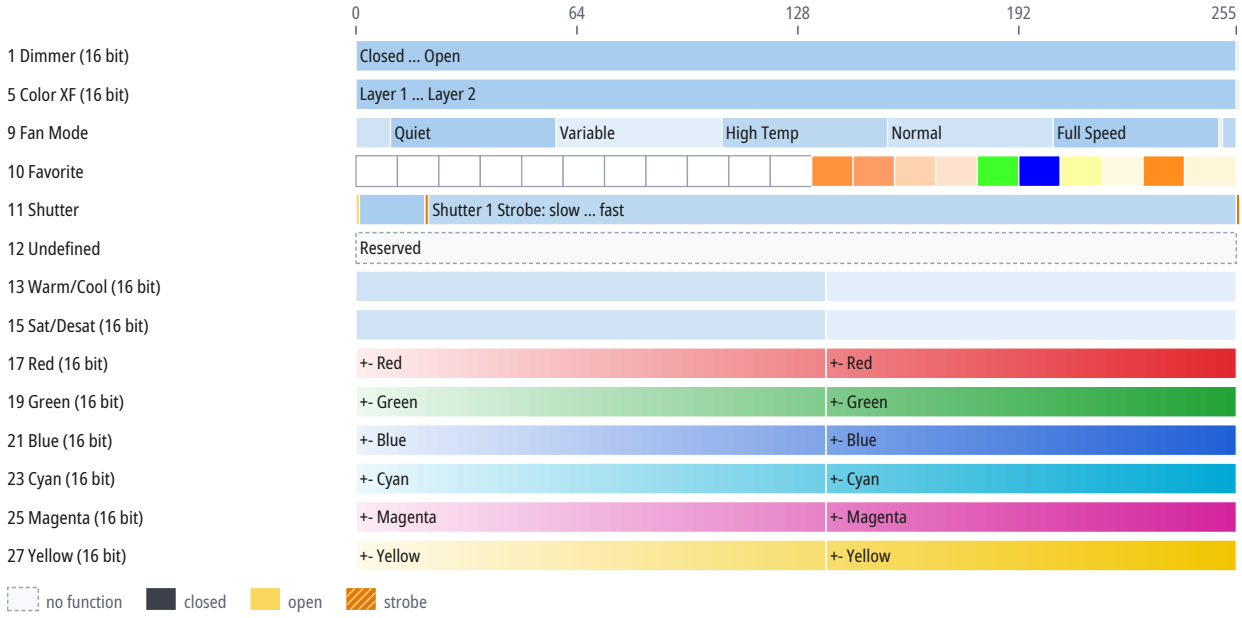

CH	Function	DMX	Description
1	Dimmer		Same as CH 1 in the mode “Mode 17 - Gels 16Bit” (p. 47)
2	Dimmer Fine	0–255	Fine adjustment of CH 1
3	Category 1		Same as CH 2 in the mode “Mode 20 - Source Match 8Bit” (p. 62)
4	Source 1		Same as CH 4 in the mode “Mode 21 - Source Match 16Bit” (p. 67)
5	Color XF		Same as CH 5 in the mode “Mode 21 - Source Match 16Bit” (p. 68)
6	Color XF Fine	0–255	Fine adjustment of CH 5
7	Category 2		Same as CH 5 in the mode “Mode 20 - Source Match 8Bit” (p. 64)
8	Source 2		Same as CH 8 in the mode “Mode 21 - Source Match 16Bit” (p. 68)
9	Fan Mode		Same as CH 9 in the mode “Mode 1 CCT+RGBW 8Bit” (p. 11)
10	Favorite		Same as CH 10 in the mode “Mode 1 CCT+RGBW 8Bit” (p. 11)
11	Shutter		Same as CH 11 in the mode “Mode 1 CCT+RGBW 8Bit” (p. 12)
12	Undefined	0–255	Reserved
13	Warm/Cool		Same as CH 11 in the mode “Mode 7 - CCT ECC 16Bit” (p. 28)
14	Warm/Cool Fine	0–255	Fine adjustment of CH 13
15	Sat/Desat		Same as CH 23 in the mode “Mode 6 - CCT+RGBW ECC 16Bit” (p. 26)
16	Sat/Desat Fine	0–255	Fine adjustment of CH 15
17	Red		Same as CH 15 in the mode “Mode 7 - CCT ECC 16Bit” (p. 28)
18	Red Fine	0–255	Fine adjustment of CH 17
19	Green		Same as CH 17 in the mode “Mode 7 - CCT ECC 16Bit” (p. 29)
20	Green Fine	0–255	Fine adjustment of CH 19
21	Blue		Same as CH 19 in the mode “Mode 7 - CCT ECC 16Bit” (p. 29)
22	Blue Fine	0–255	Fine adjustment of CH 21
23	Cyan		Same as CH 31 in the mode “Mode 6 - CCT+RGBW ECC 16Bit” (p. 26)
24	Cyan Fine	0–255	Fine adjustment of CH 23
25	Magenta		Same as CH 33 in the mode “Mode 6 - CCT+RGBW ECC 16Bit” (p. 26)
26	Magenta Fine	0–255	Fine adjustment of CH 25
27	Yellow		Same as CH 35 in the mode “Mode 6 - CCT+RGBW ECC 16Bit” (p. 27)
28	Yellow Fine	0–255	Fine adjustment of CH 27

Mode 22 - Effects 8Bit

16-bit parameters use two channels, coarse and fine: value = 256 × coarse value + fine value.

If the device receives DMX in this mode but gives no light, check these channels: CH 1 Dimmer above 0. The GDTF file gives these values for a console's Highlight function: CH 1 Dimmer 255.

Channel functions at a glance

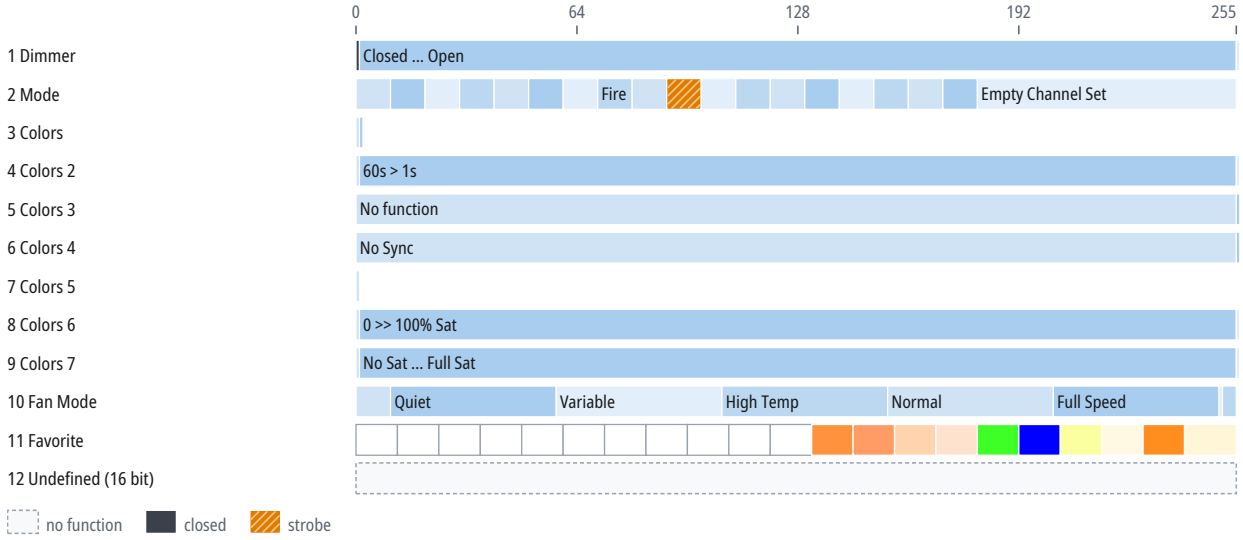

CH	Function	DMX	Description
1	Dimmer		Same as CH 1 in the mode “Mode 16 - Gels 8Bit” (p. 37)
2	Mode	0–9	No Effect
		10–19	Party
		20–29	Candle
		30–39	Clouds
		40–49	Club Lights
		50–59	Color Chase
		60–69	Cop Car
		70–79	Fire
		80–89	Fireworks
		90–99	Light Strobe
		100–109	Lightning
		110–119	Paparazzi
		120–129	Pulsing
		130–139	Television
		140–149	Explosion
		150–159	Flour Flicker
		160–169	Process
		170–179	Welding
		180–255	Empty Channel Set
3	Colors		When CH 2 is 10–19:
		0	CCT Range

CH	Function	DMX	Description
3	Colors (continued)	1–255	0 to 100% SAT
			When CH 2 is 20–29:
		0–84	1400k > 1700k
		85–169	1700k > 2000k
		170–255	2000k > 2300k
			When CH 2 is 30–39:
		0	No Offset
		1–254	1 >> 50
		255	Max Offfset
			When CH 2 is 40–49:
		0–31	3 Colors
		32–63	6 Colors
		64–95	9 Colors
		96–127	12 Colors
		128–159	15 Colors
		160–191	18 Colors
		192–223	21 Colors
		224–255	24 Colors
			When CH 2 is 50–59:

CH	Function	DMX	Description
3	Colors (continued)	0	No Offset
		1–254	1 >> 50
		255	Max Offset
			When CH 2 is 60–69:
		0–27	Blue
		28–55	Blue/Red
		56–83	Red/Wht
		84–111	Blu/Red/Wht
		112–139	Blue/Amb
		140–167	Blue/Red/Amb
		168–195	Red/Amber
		196–223	Amber
		224–255	Red
			When CH 2 is 70–79:
		0–84	1800 > 2200k
		85–170	2200 > 2600k
		171–255	2600 > 3000k
			When CH 2 is 80–89:
		0–63	Colors
		64–127	White
		128–191	Colors + White
		192–255	Reserved
			When CH 2 is 90–99:
		0	Slowest
		1–254	1 > 25/fps
		255	Fastest
			When CH 2 is 100–109:
		0–254	2 > > 14 Strikes/Set
		255	Random
			When CH 2 is 110–119:
		0	6 Flashes/min
		1–255	6 >> 120 Flashes/min
			When CH 2 is 120–129:
		0	5 Pulses/sec
		1–255	5 >> 90 Pulses/sec
			When CH 2 is 130–139:
		0–84	2800 >> 4700k
		85–170	4700 >> 6500k
		171–255	6500 >> 10000k
			When CH 2 is 140–149:
		0	4 sec Decay

CH	Function	DMX	Description
3	Colors (continued)	1–254	Decay 4 >> 1/2 sec

CH	Function	DMX	Description
3	Colors (continued)	255	1/2 Sec Decay
			When CH 2 is 150–159:
		0	2 sec still
		1–254	2 >> 6 sec still
		255	6 sec still
			When CH 2 is 160–169:
		0	Slow
		1–254	Slow >> Fast
		255	Fast
			When CH 2 is 170–179:
		0	Slow
		1–254	Slow >> Fast
		255	Fast
4	Colors 2		When CH 2 is 10–19:
		0	Loop 60s
		1–254	60s > 1s
		255	1s
			When CH 2 is 20–29:
		0	Stop
		1–254	0 > 120/min
		255	120/min
			When CH 2 is 30–39:
		0–127	-2x > Default
		128–255	Default > +2x
			When CH 2 is 40–49:
		0	Slow
		1–254	0 > 120/Min
		255	120/min
			When CH 2 is 60–69:
		0–31	Single Flash
		32–63	Double Flash
		64–95	Quint All Flash
		96–127	Quint Flash
		128–159	Quad Flash
		160–191	Cycle All
		192–255	Reserved
			When CH 2 is 70–79:
		0	Slow
		1–254	1 > 180/min
		255	180/min
			When CH 2 is 80–89:

CH	Function	DMX	Description
4	Colors 2 (continued)	0	Fastest
		1–254	Every 1/2 sec >> 10sec
		255	Slowest
			When CH 2 is 90–99:
		0	2800K
		1–254	2801 >> 9999k
		255	10000k
			When CH 2 is 50–59:
		0	Slow
		1–254	60s >> 1s
		255	1s
			When CH 2 is 100–109:
		0	Slow
		1–254	0 >> 10 flashes/sec
		255	Random
			When CH 2 is 110–119:
		0–127	Flash Bulb
		128–255	Mod Strobe
			When CH 2 is 120–129:
		0	Slowest
		1–254	Slow >> Fast
		255	Fastest
			When CH 2 is 130–139:
		0	Slowest
		1–254	4 >> 24 changes/min
		255	Fastest
			When CH 2 is 140–149:
		0–254	No Function
		255	Bump Trigger
			When CH 2 is 150–159:
		0	Slowest
		1–254	3 >> 10 flickers/sec
		255	Fastest
			When CH 2 is 160–169:
		0–127	Left > Right
		128–255	Right > Left
			When CH 2 is 170–179:
		0	Zero Low End
		1–254	0 >> 75% Low End
		255	75% Low Emd
5	Colors 3		When CH 2 is 30–39:

CH	Function	DMX	Description
5	Colors 3 (continued)	0–254	No function
		255	Bump tp Sync
			When CH 2 is 50–59:
		0	CCT Range
		1–255	0 >> Full Sat
			When CH 2 is 90–99:
		0–10	Neutral
		11–20	Full Minus G
		21–119	99% >> 1% Minus G
		120–145	Neutral
		146–244	1% >> 99% Plus G
		245–255	Full Plus G
			When CH 2 is 100–109:
		0	2800k
		1–254	2800k >> 10000k
		255	10000k
			When CH 2 is 110–119:
		0	2800k
		1–254	2800k >> 10000k
		255	10000k
			When CH 2 is 120–129:
		0	2800k
		1–254	2800k >> 10000k
		255	10000k
			When CH 2 is 140–149:
		0	2800k
		1–254	2800k >> 10000k
		255	10000k
			When CH 2 is 150–159:
		0	2800k
		1–254	2800k >> 10000k
		255	10000k
			When CH 2 is 160–169:
		0	2800k
		1–254	2800k >> 10000k
		255	10000k
			When CH 2 is 170–179:
		0	2800k
		1–254	2800k >> 10000k
		255	10000k
			When CH 2 is 10–19:

CH	Function	DMX	Description
5	Colors 3 (continued)	0–255	No Feature Party
			When CH 2 is 20–29:
		0–255	No Feature Candle
			When CH 2 is 40–49:
		0–255	No Feature Club
			When CH 2 is 60–69:
		0–255	No Feature Cop Car
			When CH 2 is 70–79:
		0–255	No Feature Fire
			When CH 2 is 80–89:
		0–255	No Feature Fireworks
			When CH 2 is 130–139:
		0–255	No Feature Television
6	Colors 4		When CH 2 is 50–59:
		0–254	No Sync
		255	Bump to Sync
			When CH 2 is 90–99:
		0	White
		1–254	White ... Color
		255	Color
			When CH 2 is 100–109:
		0–10	Neutral
		11–20	Full Minus G
		21–119	99% >> 1% Minus G
		120–145	Neutral
		146–244	1% >> 99% Plus G
		245–255	Full Plus G
			When CH 2 is 110–119:
		0–10	Neutral
		11–20	Full Minus G
		21–119	99% >> 1% Minus G
		120–145	Neutral
		146–244	1% >> 99% Plus G
		245–255	Full Plus G
			When CH 2 is 120–129:
		0–10	Neutral
		11–20	Full Minus G
		21–119	99% >> 1% Minus G
		120–145	Neutral
		146–244	1% >> 99% Plus G
		245–255	Full Plus G
			When CH 2 is 140–149:

CH	Function	DMX	Description
6	Colors 4 (continued)	0–10	Neutral
		11–20	Full Minus G
		21–119	99% >> 1% Minus G
		120–145	Neutral
		146–244	1% >> 99% Plus G
		245–255	Full Plus G
			When CH 2 is 150–159:
		0–10	Neutral
		11–20	Full Minus G
		21–119	99% >> 1% Minus G
		120–145	Neutreal
		146–244	1% >> 99% Plus G
		245–255	Full Plus G
			When CH 2 is 160–169:
		0–10	Neutral
		11–20	Full Minus G
		21–119	99% >> 1% Minus G
		120–145	Neutral
		146–244	1% >> 99% Plus G
		245–255	Full Plus G
			When CH 2 is 170–179:
		0–10	Neutral
		11–20	Full Minus G
		21–119	99% >> 1% Minus G
		120–145	Neutral
		146–244	1% >> 99% Plus G
		245–255	Full Plus G
			When CH 2 is 10–19:
		0–255	No Feature Party
			When CH 2 is 20–29:
		0–255	No Feature Candle
			When CH 2 is 30–39:
		0–255	No Feature Cloud
			When CH 2 is 40–49:
		0–255	No Feature Club
			When CH 2 is 60–69:
		0–255	No Feature Cop Car
			When CH 2 is 70–79:
		0–255	No Feature Fire
			When CH 2 is 80–89:
		0–255	No Feature Fireworks
			When CH 2 is 130–139:

CH	Function	DMX	Description
6	Colors 4 (continued)	0–255	No Feature Television
7	Colors 5		When CH 2 is 90–99:
		0–255	Stb Hue 0 >>360
			When CH 2 is 100–109:
		0–254	No Sync
		255	Bump to Sync
			When CH 2 is 120–129:
		0	Whtie
		1–254	Whtie ... Color
		255	Color
			When CH 2 is 140–149:
		0	White
		1–254	White ... Color
		255	Color
			When CH 2 is 150–159:
		0	White
		1–254	White ... Color
		255	Color
			When CH 2 is 160–169:
		0	White
		1–254	White ... Color
		255	Color
			When CH 2 is 170–179:
		0	White
		1–254	White ... Color
		255	Color
			When CH 2 is 10–19:
		0–255	No Feature Party
			When CH 2 is 20–29:
		0–255	No Feature Candle
			When CH 2 is 30–39:
		0–255	No Feature Cloud
			When CH 2 is 40–49:
		0–255	No Feature Club
			When CH 2 is 50–59:
		0–255	No Feature Col Chase
			When CH 2 is 60–69:
		0–255	No Feature Cop Car
			When CH 2 is 70–79:
		0–255	No Feature Fire
			When CH 2 is 80–89:
		0–255	No Feature Fireworks

CH	Function	DMX	Description
7	Colors 5 (continued)		When CH 2 is 110–119:
		0–255	No Feature Paparazzi
			When CH 2 is 130–139:
		0–255	No Feature Television
8	Colors 6		When CH 2 is 90–99:
		0	No Sat
		1–254	0 >> 100% Sat
		255	Full Sat
			When CH 2 is 120–129:
		0–255	Pulse Hue 0 >> 360
			When CH 2 is 140–149:
		0–255	Explosion Hue 0 >> 360
			When CH 2 is 150–159:
		0–255	Fluor Hue 0 >> 360
			When CH 2 is 160–169:
		0–255	Process Hue 0 >> 360
			When CH 2 is 170–179:
		0–255	Welding Hue 0 >> 360
			When CH 2 is 10–19:
		0–255	No Feature Party
			When CH 2 is 20–29:
		0–255	No Feature Candle
			When CH 2 is 30–39:
		0–255	No Feature Cloud
			When CH 2 is 40–49:
		0–255	No Feature Club
			When CH 2 is 50–59:
		0–255	No Feature Col Chase
			When CH 2 is 60–69:
		0–255	No Feature Cop Car
			When CH 2 is 70–79:
		0–255	No Feature Fire
			When CH 2 is 80–89:
		0–255	No Feature Fireworks
			When CH 2 is 100–109:
		0–255	No Feature Lightning
			When CH 2 is 110–119:
		0–255	No Feature Paparazzi
			When CH 2 is 130–139:
		0–255	No Feature Television
9	Colors 7		When CH 2 is 120–129:
		0	No Sat

CH	Function	DMX	Description
9	Colors 7 (continued)	1–254	No Sat ... Full Sat
		255	Full Sat
			When CH 2 is 140–149:
		0	No Sat
		1–254	No Sat ... Full Sat
		255	Full Sat
			When CH 2 is 150–159:
		0	No Sat
		1–254	No Sat ... Full Sat
		255	Full Sat
			When CH 2 is 160–169:
		0	No Sat
		1–254	No Sat ... Full Sat
		255	Full Sat
			When CH 2 is 170–179:
		0	No Sat
		1–254	No Sat ... Full Sat
		255	Full Sat
			When CH 2 is 10–19:
		0–255	No Feature Party
			When CH 2 is 20–29:
		0–255	No Feature Candle
			When CH 2 is 30–39:
		0–255	No Feature Cloud
			When CH 2 is 40–49:
		0–255	No Feature Club
			When CH 2 is 50–59:
		0–255	No Feature Col Chase
			When CH 2 is 60–69:
		0–255	No Feature Cop Car
			When CH 2 is 70–79:
		0–255	No Feature Fire
			When CH 2 is 80–89:
		0–255	No Feature Fireworks
			When CH 2 is 110–119:
		0–255	No Feature Paparazzi
			When CH 2 is 130–139:
		0–255	No Feature Television
			When CH 2 is 90–99:
		0–255	No Feature Strobe
			When CH 2 is 100–109:
		0–255	No Feature Lightning

CH	Function	DMX	Description
10	Fan Mode		Same as CH 9 in the mode “Mode 1 CCT+RGBW 8Bit” (p. 11)
11	Favorite		Same as CH 10 in the mode “Mode 1 CCT+RGBW 8Bit” (p. 11)
12	Undefined	0–255	
13	Undefined Fine	0–255	Fine adjustment of CH 12

Mode 22 - Effects ECC 8Bit

16-bit parameters use two channels, coarse and fine: value = 256 × coarse value + fine value.

If the device receives DMX in this mode but gives no light, check these channels: CH 1 Dimmer above 0. The GDTF file gives these values for a console's Highlight function: CH 1 Dimmer 255.

Channel functions at a glance



CH	Function	DMX	Description
1	Dimmer		Same as CH 1 in the mode “Mode 16 - Gels 8Bit” (p. 37)
2	Mode		Same as CH 2 in the mode “Mode 22 - Effects 8Bit” (p. 71)
3	Colors		Same as CH 3 in the mode “Mode 22 - Effects 8Bit” (p. 71)
4	Colors 2		Same as CH 4 in the mode “Mode 22 - Effects 8Bit” (p. 75)
5	Colors 3		Same as CH 5 in the mode “Mode 22 - Effects 8Bit” (p. 76)
6	Colors 4		Same as CH 6 in the mode “Mode 22 - Effects 8Bit” (p. 78)
7	Colors 5		Same as CH 7 in the mode “Mode 22 - Effects 8Bit” (p. 80)
8	Colors 6		Same as CH 8 in the mode “Mode 22 - Effects 8Bit” (p. 81)
9	Colors 7		Same as CH 9 in the mode “Mode 22 - Effects 8Bit” (p. 81)
10	Fan Mode		Same as CH 9 in the mode “Mode 1 CCT+RGBW 8Bit” (p. 11)

CH	Function	DMX	Description
11	Favorite		Same as CH 10 in the mode “Mode 1 CCT+RGBW 8Bit” (p. 11)
12	Undefined	0–255	
13	Undefined Fine	0–255	Fine adjustment of CH 12
14	Warm/Cool		Same as CH 8 in the mode “Mode 2 - CCT ECC 8Bit” (p. 16)
15	Sat/Desat		Same as CH 14 in the mode “Mode 1 CCT+RGBW ECC 8Bit” (p. 14)
16	Red		Same as CH 10 in the mode “Mode 2 - CCT ECC 8Bit” (p. 16)
17	Green		Same as CH 11 in the mode “Mode 2 - CCT ECC 8Bit” (p. 16)
18	Blue		Same as CH 12 in the mode “Mode 2 - CCT ECC 8Bit” (p. 17)
19	Cyan		Same as CH 18 in the mode “Mode 1 CCT+RGBW ECC 8Bit” (p. 14)
20	Magenta		Same as CH 19 in the mode “Mode 1 CCT+RGBW ECC 8Bit” (p. 14)
21	Yellow		Same as CH 20 in the mode “Mode 1 CCT+RGBW ECC 8Bit” (p. 14)

Mode 23 - Effects 16Bit

16-bit parameters use two channels, coarse and fine: value = 256 × coarse value + fine value.

If the device receives DMX in this mode but gives no light, check these channels: CH 1 Dimmer above 0. The GDTF file gives these values for a console's Highlight function: CH 1 Dimmer 255.

Channel functions at a glance

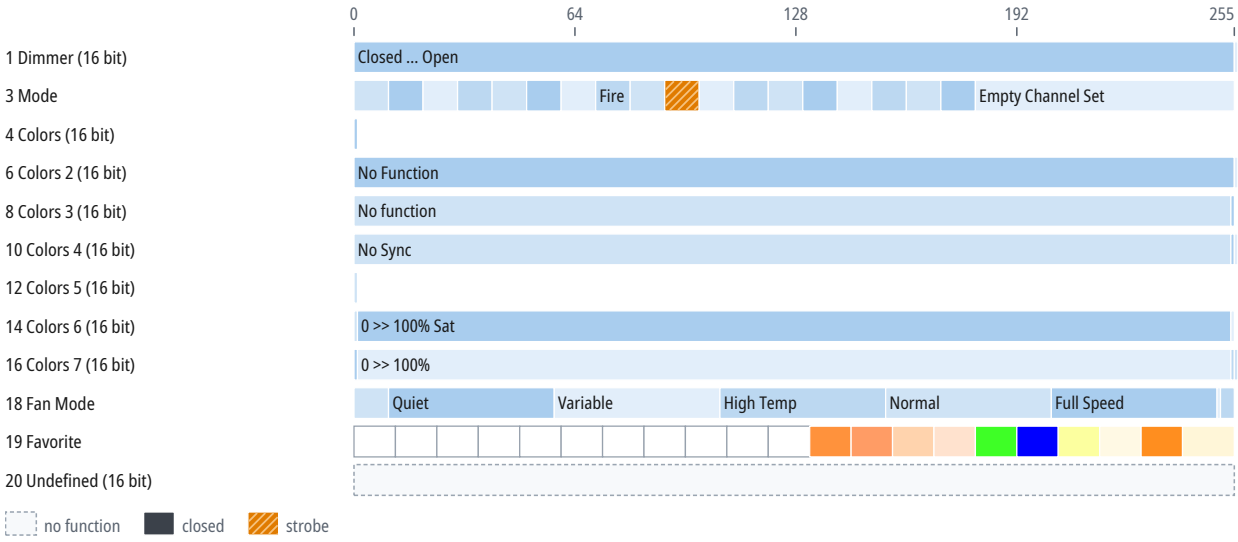

CH	Function	DMX	Description
1	Dimmer		Same as CH 1 in the mode “Mode 17 - Gels 16Bit” (p. 47)
2	Dimmer Fine	0–255	Fine adjustment of CH 1
3	Mode		Same as CH 2 in the mode “Mode 22 - Effects 8Bit” (p. 71)
4	Colors		When CH 3 is 10–19:
		0	CCT Range
		0–255	0 to 100% SAT
			When CH 3 is 20–29:
		0–84	1400k > 1700k
		84–85	1400k > 1700k ... 1700k > 2000k
		85–170	1700k > 2000k
		170–255	2000k > 2300k
			When CH 3 is 30–39:
		0	No Offset
		1–4	No Offset ... 1 >> 50
		5–250	1 >> 50
		251–255	Max Offffset
			When CH 3 is 40–49:
		0–31	3 Colors
		32–63	6 Colors
		64–95	9 Colors
		96–127	12 Colors
		128–159	15 Colors
		160–191	18 Colors
		192–223	21 Colors
		224–255	24 Colors
			When CH 3 is 50–59:
		0–4	No Offset ... 1 >> 50
		5–250	1 >> 50
		251–255	Max Offset
			When CH 3 is 60–69:
		0–27	Blue
		27–55	Blue/Red
		55–83	Red/Wht
		83–111	Blu/Red/Wht
		111–139	Blue/Amb
		139–167	Blue/Red/Amb
		167–195	Red/Amber
		195–223	Amber
		223–255	Red
			When CH 3 is 70–79:

CH	Function	DMX	Description
4	Colors (continued)	0–84	1800 > 2200k
		84–170	2200 > 2600k
		170–255	2600 > 3000k
			When CH 3 is 80–89:
		0–63	Colors
		64–127	White
		128–191	Colors + White
		192–255	Reserved
			When CH 3 is 90–99:
		0	Slowest
		1–254	1 > 25/fps
		255	Fastest
			When CH 3 is 100–109:
		0–254	2 > > 14 Strikes/Set
		255	2 > > 14 Strikes/Set ... Random
		255	Random
			When CH 3 is 110–119:
		0–1	6 Flashes/min ... 6 >> 120 Flashes/min
		1–255	6 >> 120 Flashes/min
			When CH 3 is 120–129:
		0–1	5 Pulses/sec ... 5 >> 90 Pulses/sec
		1–255	5 >> 90 Pulses/sec
			When CH 3 is 130–139:
		0–84	2800 >> 4700k
		84–85	2800 >> 4700k ... 4700 >> 6500k
		85–170	4700 >> 6500k
		170–171	4700 >> 6500k ... 6500 >> 10000k
		171–255	6500 >> 10000k
			When CH 3 is 140–149:
		0–1	4 sec Decay ... Decay 4 >> 1/2 sec
		1–254	Decay 4 >> 1/2 sec
		254–255	Decay 4 >> 1/2 sec ... 1/2 Sec Decay
		255	1/2 Sec Decay
			When CH 3 is 150–159:
		0–1	2 sec still ... 2 >> 6 sec still
		1–254	2 >> 6 sec still
		254–255	2 >> 6 sec still ... 6 sec still
		255	6 sec still
			When CH 3 is 160–169:
		0–1	Slow ... Slow >> Fast
		1–254	Slow >> Fast

CH	Function	DMX	Description
4	Colors (continued)	254–255	Slow >> Fast ... Fast
		255	Fast
			When CH 3 is 170–179:
		0–1	Slow ... Slow >> Fast
		1–254	Slow >> Fast
		254–255	Slow >> Fast ... Fast
		255	Fast
5	Colors Fine	0–255	Fine adjustment of CH 4
6	Colors 2		When CH 3 is 10–19:
		0	Loop 60s
		0–255	60s > 1s
		255	1s
			When CH 3 is 20–29:
		0	Stop
		0–255	0 > 120/min
		255	120/min
			When CH 3 is 30–39:
		0–127	-2x > Default
		128–255	Default > +2x
			When CH 3 is 40–49:
		0	Slow ... 0 > 120/Min
		1–254	0 > 120/Min
		255	0 > 120/Min ... 120/min
		255	120/min
			When CH 3 is 60–69:
		0–31	Single Flash
		31–63	Double Flash
		63–95	Quint All Flash
		95–127	Quint Flash
		128–159	Quad Flash
		159–191	Cycle All
		191–255	Reserved
			When CH 3 is 70–79:
		0	Slow
		1–254	1 > 180/min
		255	180/min
			When CH 3 is 80–89:
		0	Fastest
		1–254	Every 1/2 sec >> 10sec
		255	Slowest
			When CH 3 is 90–99:
CH	**Function**	**DMX**	**Description**

6	Colors 2 (continued)	0	2800K
		1–254	2801 >> 9999k
		255	10000k
			When CH 3 is 50–59:
		0	Slow ... 60s >> 1s
		1–254	60s >> 1s
		254–255	60s >> 1s ... Offset 50
		255	Offset 50
			When CH 3 is 100–109:
		0–1	Slow ... 0 >> 10 flashes/sec
		1–254	0 >> 10 flashes/sec
		254–255	0 >> 10 flashes/sec ... Random
		255	Random
			When CH 3 is 110–119:
		0–127	Flash Bulb
		127–128	Flash Bulb ... Mod Strobe
		128–255	Mod Strobe
			When CH 3 is 120–129:
		0–1	Slowest ... Slow >> Fast
		1–254	Slow >> Fast
		254–255	Slow >> Fast ... Fastest
		255	Fastest
			When CH 3 is 130–139:
		0–1	Slowest ... 4 >> 24 changes/min
		1–254	4 >> 24 changes/min
		254–255	4 >> 24 changes/min ... Fastest
		255	Fastest
			When CH 3 is 140–149:
		0–254	No Function
		254–255	No Function ... Bump Trigger
		255	Bump Trigger
			When CH 3 is 150–159:
		0–1	Slowest ... 3 >> 10 flickers/sec
		1–254	3 >> 10 flickers/sec
		254–255	3 >> 10 flickers/sec ... Fastest
		255	Fastest
			When CH 3 is 160–169:
		0–127	Left > Right
		127–128	Left > Right ... Right > Left
		128–255	Right > Left
			When CH 3 is 170–179:
		0–1	Zero Low End ... 0 >> 75% Low End

CH	Function	DMX	Description

6	Colors 2 (continued)	1–254	0 >> 75% Low End
		254–255	0 >> 75% Low End ... 75% Low Emd
		255	75% Low Emd
7	Colors 2 Fine	0–255	Fine adjustment of CH 6
8	Colors 3		When CH 3 is 30–39:
		0–254	No function
		255	Bump tp Sync
			When CH 3 is 50–59:
		0	CCT Range
		0–255	0 >> Full Sat
			When CH 3 is 90–99:
		0–10	Neutral
		11–20	Full Minus G
		21–119	99% >> 1% Minus G
		120–145	Neutral
		146–244	1% >> 99% Plus G
		245–255	Full Plus G
			When CH 3 is 100–109:
		0–1	2800k ... 2800k >> 10000k
		1–254	2800k >> 10000k
		254–255	2800k >> 10000k ... 10000k
		255	10000k
			When CH 3 is 110–119:
		0–1	2800k ... 2800k >> 10000k
		1–254	2800k >> 10000k
		254–255	2800k >> 10000k ... 10000k
		255	10000k
			When CH 3 is 120–129:
		0–1	2800k ... 2800k >> 10000k
		1–254	2800k >> 10000k
		254–255	2800k >> 10000k ... 10000k
		255	10000k
			When CH 3 is 140–149:
		0–1	2800k ... 2800k >> 10000k
		1–254	2800k >> 10000k
		254–255	2800k >> 10000k ... 10000k
		255	10000k
			When CH 3 is 150–159:
		0–1	2800k ... 2800k >> 10000k
		1–254	2800k >> 10000k
		254–255	2800k >> 10000k ... 10000k
		255	10000k

CH	Function	DMX	Description

8	Colors 3 (continued)		When CH 3 is 160–169:
		0–1	2800k ... 2800k >> 10000k
		1–254	2800k >> 10000k
		254–255	2800k >> 10000k ... 10000k
		255	10000k
			When CH 3 is 170–179:
		0–1	2800k ... 2800k >> 10000k
		1–254	2800k >> 10000k
		254–255	2800k >> 10000k ... 10000k
		255	10000k
			When CH 3 is 10–19:
		0–255	No Feature Party
			When CH 3 is 20–29:
		0–255	No Feature Candle
			When CH 3 is 40–49:
		0–255	No Feature Club
			When CH 3 is 60–69:
		0–255	No Feature Cop Car
			When CH 3 is 70–79:
		0–255	No Feature Fire
			When CH 3 is 80–89:
		0–255	No Feature Fireworks
			When CH 3 is 130–139:
		0–255	No Feature Television
9	Colors 3 Fine	0–255	Fine adjustment of CH 8
10	Colors 4		When CH 3 is 50–59:
		0–254	No Sync
		254–255	No Sync ... Bump to Sync
		255	Bump to Sync
			When CH 3 is 90–99:
		0–255	White ... Color
		255	Color
			When CH 3 is 100–109:
		0–10	Neutral
		10–11	Neutral ... Full Minus G
		11–20	Full Minus G
		20–21	Full Minus G ... 99% >> 1% Minus G
		21–119	99% >> 1% Minus G
		119–120	99% >> 1% Minus G ... Neutral
		120–145	Neutral
		145–146	Neutral ... 1% >> 99% Plus G
		146–244	1% >> 99% Plus G

CH	Function	DMX	Description

10	Colors 4 (continued)	244–245	1% >> 99% Plus G ... Full Plus G
		245–255	Full Plus G
			When CH 3 is 110–119:
		0–10	Neutral
		10–11	Neutral ... Full Minus G
		11–20	Full Minus G
		20–21	Full Minus G ... 99% >> 1% Minus G
		21–119	99% >> 1% Minus G
		119–120	99% >> 1% Minus G ... Neutral
		120–145	Neutral
		145–146	Neutral ... 1% >> 99% Plus G
		146–244	1% >> 99% Plus G
		244–245	1% >> 99% Plus G ... Full Plus G
		245–255	Full Plus G
			When CH 3 is 120–129:
		0–10	Neutral
		10–11	Neutral ... Full Minus G
		11–20	Full Minus G
		20–21	Full Minus G ... 99% >> 1% Minus G
		21–119	99% >> 1% Minus G
		119–120	99% >> 1% Minus G ... Neutral
		120–145	Neutral
		145–146	Neutral ... 1% >> 99% Plus G
		146–244	1% >> 99% Plus G
		244–245	1% >> 99% Plus G ... Full Plus G
		245–255	Full Plus G
			When CH 3 is 140–149:
		0–10	Neutral
		10–11	Neutral ... Full Minus G
		11–20	Full Minus G
		20–21	Full Minus G ... 99% >> 1% Minus G
		21–119	99% >> 1% Minus G
		119–120	99% >> 1% Minus G ... Neutral
		120–145	Neutral
		145–146	Neutral ... 1% >> 99% Plus G
		146–244	1% >> 99% Plus G
		244–245	1% >> 99% Plus G ... Full Plus G
		245–255	Full Plus G
			When CH 3 is 150–159:
		0–10	Neutral
		10–11	Neutral ... Full Minus G
		11–20	Full Minus G

CH	Function	DMX	Description

10	Colors 4 (continued)	20–21	Full Minus G ... 99% >> 1% Minus G
		21–119	99% >> 1% Minus G
		119–120	99% >> 1% Minus G ... Neutreal
		120–145	Neutreal
		145–146	Neutreal ... 1% >> 99% Plus G
		146–244	1% >> 99% Plus G
		244–245	1% >> 99% Plus G ... Full Plus G
		245–255	Full Plus G
			When CH 3 is 160–169:
		0–10	Neutral
		10–11	Neutral ... Full Minus G
		11–20	Full Minus G
		20–21	Full Minus G ... 99% >> 1% Minus G
		21–119	99% >> 1% Minus G
		119–120	99% >> 1% Minus G ... Neutral
		120–145	Neutral
		145–146	Neutral ... 1% >> 99% Plus G
		146–244	1% >> 99% Plus G
		244–245	1% >> 99% Plus G ... Full Plus G
		245–255	Full Plus G
			When CH 3 is 170–179:
		0–10	Neutral
		10–11	Neutral ... Full Minus G
		11–20	Full Minus G
		20–21	Full Minus G ... 99% >> 1% Minus G
		21–119	99% >> 1% Minus G
		119–120	99% >> 1% Minus G ... Neutral
		120–145	Neutral
		145–146	Neutral ... 1% >> 99% Plus G
		146–244	1% >> 99% Plus G
		244–245	1% >> 99% Plus G ... Full Plus G
		245–255	Full Plus G
			When CH 3 is 10–19:
		0–255	No Feature Party
			When CH 3 is 20–29:
		0–255	No Feature Candle
			When CH 3 is 30–39:
		0–255	No Feature Cloud
			When CH 3 is 40–49:
		0–255	No Feature Club
			When CH 3 is 60–69:
		0–255	No Feature Cop Car

CH	Function	DMX	Description

10	Colors 4 (continued)		When CH 3 is 70–79:
		0–255	No Feature Fire
			When CH 3 is 80–89:
		0–255	No Feature Fireworks
			When CH 3 is 130–139:
		0–255	No Feature Television
11	Colors 4 Fine	0–255	Fine adjustment of CH 10
12	Colors 5		When CH 3 is 90–99:
		0–255	Stb Hue 0 >>360
			When CH 3 is 100–109:
		0–254	No Sync
		254–255	No Sync ... Bump to Sync
		255	Bump to Sync
			When CH 3 is 120–129:
		0–255	Whtie ... Color
		255	Color
			When CH 3 is 140–149:
		0–255	White ... Color
		255	Color
			When CH 3 is 150–159:
		0–255	White ... Color
		255	Color
			When CH 3 is 160–169:
		0–255	White ... Color
		255	Color
			When CH 3 is 170–179:
		0–255	White ... Color
		255	Color
			When CH 3 is 10–19:
		0–255	No Feature Party
			When CH 3 is 20–29:
		0–255	No Feature Candle
			When CH 3 is 30–39:
		0–255	No Feature Cloud
			When CH 3 is 40–49:
		0–255	No Feature Club
			When CH 3 is 50–59:
		0–255	No Feature Col Chase
			When CH 3 is 60–69:
		0–255	No Feature Cop Car
			When CH 3 is 70–79:
		0–255	No Feature Fire

CH	Function	DMX	Description

12	Colors 5 (continued)		When CH 3 is 80–89:
		0–255	No Feature Fireworks
			When CH 3 is 110–119:
		0–255	No Feature Paparazzi
			When CH 3 is 130–139:
		0–255	No Feature Television
13	Colors 5 Fine	0–255	Fine adjustment of CH 12
14	Colors 6		When CH 3 is 90–99:
		0	No Sat
		1–254	0 >> 100% Sat
		255	Full Sat
			When CH 3 is 120–129:
		0–255	Pulse Hue 0 >> 360
			When CH 3 is 140–149:
		0–255	Explosion Hue 0 >> 360
			When CH 3 is 150–159:
		0–255	Fluor Hue 0 >> 360
			When CH 3 is 160–169:
		0–255	Process Hue 0 >> 360
			When CH 3 is 170–179:
		0–255	Welding Hue 0 >> 360
			When CH 3 is 10–19:
		0–255	No Feature Party
			When CH 3 is 20–29:
		0–255	No Feature Candle
			When CH 3 is 30–39:
		0–255	No Feature Cloud
			When CH 3 is 40–49:
		0–255	No Feature Club
			When CH 3 is 50–59:
		0–255	No Feature Col Chase
			When CH 3 is 60–69:
		0–255	No Feature Cop Car
			When CH 3 is 70–79:
		0–255	No Feature Fire
			When CH 3 is 80–89:
		0–255	No Feature Fireworks
			When CH 3 is 100–109:
		0–255	No Feature Lightning
			When CH 3 is 110–119:
		0–255	No Feature Paparazzi
			When CH 3 is 130–139:

CH	Function	DMX	Description

14	Colors 6 (continued)	0–255	No Feature Television
15	Colors 6 Fine	0–255	Fine adjustment of CH 14
16	Colors 7		When CH 3 is 120–129:
		0–1	No Sat ... 0 >> 100%
		1–254	0 >> 100%
		254–255	0 >> 100% ... Full Sat
		255	Full Sat
			When CH 3 is 140–149:
		0–1	No Sat ... 0 >> 100% Sat
		1–254	0 >> 100% Sat
		254–255	0 >> 100% Sat ... Full Sat
		255	Full Sat
			When CH 3 is 150–159:
		0–1	No Sat ... 0 >> 100% Sat
		1–254	0 >> 100% Sat
		254–255	0 >> 100% Sat ... Full Sat
		255	Full Sat
			When CH 3 is 160–169:
		0–1	No Sat ... 0 >> 100% Sat
		1–254	0 >> 100% Sat
		254–255	0 >> 100% Sat ... Full Sat
		255	Full Sat
			When CH 3 is 170–179:
		0–1	No Sat ... 0 >> 100% Sat
		1–254	0 >> 100% Sat
		254–255	0 >> 100% Sat ... Full Sat
		255	Full Sat
			When CH 3 is 10–19:
		0–255	No Feature Party
			When CH 3 is 20–29:
		0–255	No Feature Candle
			When CH 3 is 30–39:
		0–255	No Feature Cloud
			When CH 3 is 40–49:
		0–255	No Feature Club
			When CH 3 is 50–59:
		0–255	No Feature Col Chase
			When CH 3 is 60–69:
		0–255	No Feature Cop Car
			When CH 3 is 70–79:
		0–255	No Feature Fire
			When CH 3 is 80–89:

CH	Function	DMX	Description

16	Colors 7 (continued)	0–255	No Feature Fireworks
			When CH 3 is 90–99:
		0–255	No Feature Strobe
			When CH 3 is 100–109:
		0–255	No Feature Lightning
			When CH 3 is 110–119:
		0–255	No Feature Paparazzi
			When CH 3 is 130–139:
		0–255	No Feature Television
17	Colors 7 Fine	0–255	Fine adjustment of CH 16
18	Fan Mode		Same as CH 9 in the mode “Mode 1 CCT+RGBW 8Bit” (p. 11)
19	Favorite		Same as CH 10 in the mode “Mode 1 CCT+RGBW 8Bit” (p. 11)
20	Undefined	0–255	
21	Undefined Fine	0–255	Fine adjustment of CH 20

Mode 23 - Effects ECC 16Bit

16-bit parameters use two channels, coarse and fine: value = 256 × coarse value + fine value.

If the device receives DMX in this mode but gives no light, check these channels: CH 1 Dimmer above 0. The GDTF file gives these values for a console's Highlight function: CH 1 Dimmer 255.

Channel functions at a glance



CH	Function	DMX	Description
1	Dimmer		Same as CH 1 in the mode “Mode 17 - Gels 16Bit” (p. 47)
2	Dimmer Fine	0–255	Fine adjustment of CH 1
3	Mode		Same as CH 2 in the mode “Mode 22 - Effects 8Bit” (p. 71)
4	Colors		Same as CH 4 in the mode “Mode 23 - Effects 16Bit” (p. 85)
5	Colors Fine	0–255	Fine adjustment of CH 4
6	Colors 2		Same as CH 6 in the mode “Mode 23 - Effects 16Bit” (p. 87)
7	Colors 2 Fine	0–255	Fine adjustment of CH 6
8	Colors 3		Same as CH 8 in the mode “Mode 23 - Effects 16Bit” (p. 89)
9	Colors 3 Fine	0–255	Fine adjustment of CH 8
10	Colors 4		Same as CH 10 in the mode “Mode 23 - Effects 16Bit” (p. 90)
11	Colors 4 Fine	0–255	Fine adjustment of CH 10
12	Colors 5		Same as CH 12 in the mode “Mode 23 - Effects 16Bit” (p. 93)
13	Colors 5 Fine	0–255	Fine adjustment of CH 12
14	Colors 6		Same as CH 14 in the mode “Mode 23 - Effects 16Bit” (p. 94)
15	Colors 6 Fine	0–255	Fine adjustment of CH 14
16	Colors 7		Same as CH 16 in the mode “Mode 23 - Effects 16Bit” (p. 95)
17	Colors 7 Fine	0–255	Fine adjustment of CH 16
18	Fan Mode		Same as CH 9 in the mode “Mode 1 CCT+RGBW 8Bit” (p. 11)
19	Favorite		Same as CH 10 in the mode “Mode 1 CCT+RGBW 8Bit” (p. 11)
20	Undefined	0–255	
21	Undefined Fine	0–255	Fine adjustment of CH 20
22	Warm/Cool		Same as CH 11 in the mode “Mode 7 - CCT ECC 16Bit” (p. 28)
23	Warm/Cool Fine	0–255	Fine adjustment of CH 22
24	Sat/Desat		Same as CH 23 in the mode “Mode 6 - CCT+RGBW ECC 16Bit” (p. 26)
25	Sat/Desat Fine	0–255	Fine adjustment of CH 24
26	Red		Same as CH 15 in the mode “Mode 7 - CCT ECC 16Bit” (p. 28)
27	Red Fine	0–255	Fine adjustment of CH 26
28	Green		Same as CH 17 in the mode “Mode 7 - CCT ECC 16Bit” (p. 29)
29	Green Fine	0–255	Fine adjustment of CH 28
30	Blue		Same as CH 19 in the mode “Mode 7 - CCT ECC 16Bit” (p. 29)
31	Blue Fine	0–255	Fine adjustment of CH 30
32	Cyan		Same as CH 31 in the mode “Mode 6 - CCT+RGBW ECC 16Bit” (p. 26)
33	Cyan Fine	0–255	Fine adjustment of CH 32
34	Magenta		Same as CH 33 in the mode “Mode 6 - CCT+RGBW ECC 16Bit” (p. 26)
35	Magenta Fine	0–255	Fine adjustment of CH 34
36	Yellow		Same as CH 35 in the mode “Mode 6 - CCT+RGBW ECC 16Bit” (p. 27)
37	Yellow Fine	0–255	Fine adjustment of CH 36

Mode 24 - LE CCT+RGBW 8Bit

If the device receives DMX in this mode but gives no light, check these channels: CH 1 Dimmer above 0 (the same in each of the 12 cells). The GDTF file gives these values for a console's Highlight function: CH 1 Dimmer 255 (the same in each of the 12 cells), CH 2 Color Temperature 255 (the same in each of the 12 cells), CH 5 Red 255 (the same in each of the 12 cells), CH 6 Green 255 (the same in each of the 12 cells), CH 7 Blue 255 (the same in each of the 12 cells), CH 8 White 255 (the same in each of the 12 cells).

Channel functions at a glance

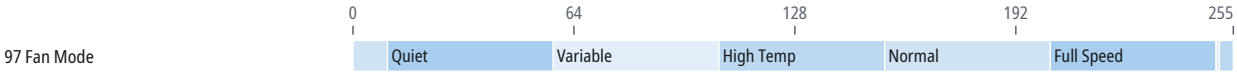

CH	Function	DMX	Description
1	Dimmer 1	0	Closed
		1–254	Closed ... open
		255	Open
2	Color Temperature 1	0	2800
		1–13	2800 ... 3200
		14	3200
		15–59	3200 ... 4500
		60	4500
		61–98	4500 ... 5600
		99	5600
		100–130	5600 ... 6500
		131	6500
		132–254	6500 ... 10000
		255	10000
3	Tint 1	0–10	No Effect
		11–20	Full Minus G
		21–119	99% >> 1% Minus G
		120–145	Neutral
		146–244	1% >> 99% Plus G
		245–255	Full Plus G
4	Color XF 1		White/Color XF
		0	White
		1–254	White ... Color
		255	Color
5	Red 1	0	Min
		1–254	Min ... max
		255	Max
6	Green 1	0	Min
		1–254	Min ... max
		255	Max
7	Blue 1	0	Min
		1–254	Min ... max

CH	Function	DMX	Description
7	Blue 1 (continued)	255	Max
8	White 1	0	Min
		1–254	Min … max
		255	Max
97	Fan Mode		Same as CH 9 in the mode “Mode 1 CCT+RGBW 8Bit” (p. 11)

CH 1–96: 12 cells of 8 channels each. Every cell works as cell 1 in the table above (CH 1–8); the table below gives each cell's channel numbers.

Cell	Dimmer	Color Temperature	Tint	Color XF	Red	Green	Blue	White
1	1	2	3	4	5	6	7	8
2	9	10	11	12	13	14	15	16
3	17	18	19	20	21	22	23	24
4	25	26	27	28	29	30	31	32
5	33	34	35	36	37	38	39	40
6	41	42	43	44	45	46	47	48
7	49	50	51	52	53	54	55	56
8	57	58	59	60	61	62	63	64
9	65	66	67	68	69	70	71	72
10	73	74	75	76	77	78	79	80
11	81	82	83	84	85	86	87	88
12	89	90	91	92	93	94	95	96

Mode 25 - LE CCT+RGBW 16Bit

16-bit parameters use two channels, coarse and fine: value = 256 × coarse value + fine value.

If the device receives DMX in this mode but gives no light, check these channels: CH 1 Dimmer 1 above 0; CH 17 Dimmer 2 above 0; CH 33 Dimmer 3 above 0; CH 49 Dimmer 4 above 0; CH 65 Dimmer 5 above 0; CH 81 Dimmer 6 above 0; CH 97 Dimmer 7 above 0; CH 113 Dimmer 8 above 0; CH 129 Dimmer 9 above 0; CH 145 Dimmer 10 above 0; CH 161 Dimmer 11 above 0; CH 177 Dimmer 12 above 0. The GDTF file gives these values for a console's Highlight function: CH 1 Dimmer 1 255, CH 3 Color Temperature 1 255, CH 9 Red 1 255, CH 11 Green 1 255, CH 13 Blue 1 255, CH 15 White 1 255, CH 17 Dimmer 2 255, CH 19 Color Temperature 2 255, CH 25 Red 2 255, CH 27 Green 2 255, CH 29 Blue 2 255, CH 31 White 2 255, CH 33 Dimmer 3 255, CH 35 Color Temperature 3 255, CH 41 Red 3 255, CH 43 Green 3 255, CH 45 Blue 3 255, CH 47 White 3 255, CH 49 Dimmer 4 255, CH 51 Color Temperature 4 255, CH 57 Red 4 255, CH 59 Green 4 255, CH 61 Blue 4 255, CH 63 White 4 255, CH 65 Dimmer 5 255, CH 67 Color Temperature 5 255, CH 73 Red 5 255, CH 75 Green 5 255, CH 77 Blue 5 255, CH 79 White 5 255, CH 81 Dimmer 6 255, CH 83 Color Temperature 6 255, CH 89 Red 6 255, CH 91 Green 6 255, CH 93 Blue 6 255, CH 95 White 6 255, CH 97 Dimmer 7 255, CH 99 Color Temperature 7 255, CH 105 Red 7 255, CH 107 Green 7 255, CH 109 Blue 7 255, CH 111 White 7 255, CH 113 Dimmer 8 255, CH 115 Color Temperature 8 255, CH 121 Red 8 255, CH 123 Green 8 255, CH 125 Blue 8 255, CH 127 White 8 255, CH 129 Dimmer 9 255, CH 131 Color Temperature 9 255, CH 137 Red 9 255, CH 139 Green 9 255, CH 141 Blue 9 255, CH 143 White 9 255, CH 145 Dimmer 10 255, CH 147 Color Temperature 10 255, CH 153 Red 10 255, CH 155 Green 10 255, CH 157 Blue 10 255, CH 159 White 10 255, CH 161 Dimmer 11 255, CH 163 Color Temperature 11 255, CH 169 Red 11 255, CH 171 Green 11 255, CH 173 Blue 11 255, CH 175 White 11 255, CH 177 Dimmer 12 255, CH 179 Color Temperature 12 255, CH 185 Red 12 255, CH 187 Green 12 255, CH 189 Blue 12 255, CH 191 White 12 255.

Channel functions at a glance

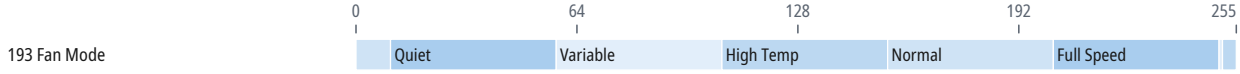

CH	Function	DMX	Description
1	Dimmer 1	0–255	Closed ... open
		255	Open
2	Dimmer 1 Fine	0–255	Fine adjustment of CH 1
3	Color Temperature 1	0–14	2800 ... 3200
		14–60	3200 ... 4500
		60–99	4500 ... 5600
		99–131	5600 ... 6500
		131–255	6500 ... 10000
		255	10000
4	Color Temperature 1 Fine	0–255	Fine adjustment of CH 3
5	Tint 1	0–17	Empty Channel Set
		17–38	Full Minus G
		38–117	99% >> 1% Minus G
		117–156	Neutral
		156–235	1% >> 99% Plus G
		235–237	1% >> 99% Plus G ... Full Plus G
		238–255	Full Plus G
6	Tint 1 Fine	0–255	Fine adjustment of CH 5
7	Color XF 1		White/Color XF
		0–255	White ... Color
		255	Color
8	Color XF 1 Fine	0–255	Fine adjustment of CH 7
9	Red 1		Same as CH 9 in the mode “Mode 6 - CCT+RGBW ECC 16Bit” (p. 25)
10	Red 1 Fine	0–255	Fine adjustment of CH 9
11	Green 1		Same as CH 11 in the mode “Mode 6 - CCT+RGBW ECC 16Bit” (p. 25)
12	Green 1 Fine	0–255	Fine adjustment of CH 11
13	Blue 1		Same as CH 13 in the mode “Mode 6 - CCT+RGBW ECC 16Bit” (p. 26)
14	Blue 1 Fine	0–255	Fine adjustment of CH 13
15	White 1	0–255	Min ... max
		255	Max
16	White 1 Fine	0–255	Fine adjustment of CH 15
17	Dimmer 2	0–255	Closed ... open
		255	Open
18	Dimmer 2 Fine	0–255	Fine adjustment of CH 17
19	Color Temperature 2	0–14	2800 ... 3200

		14–60	3200 ... 4500

CH	Function	DMX	Description
19	Color Temperature 2 (continued)	60–99	4500 ... 5600
		99–131	5600 ... 6500
		131–255	6500 ... 10000
		255	10000
20	Color Temperature 2 Fine	0–255	Fine adjustment of CH 19
21	Tint 2	0–17	Empty Channel Set
		17–38	Full Minus G
		38–117	99% >> 1% Minus G
		117–156	Neutral
		156–235	1% >> 99% Plus G
		235–237	1% >> 99% Plus G ... Full Plus G
		238–255	Full Plus G
22	Tint 2 Fine	0–255	Fine adjustment of CH 21
23	Color XF 2		White/Color XF
		0–255	White ... Color
		255	Color
24	Color XF 2 Fine	0–255	Fine adjustment of CH 23
25	Red 2	0–255	Min ... max
		255	Max
26	Red 2 Fine	0–255	Fine adjustment of CH 25
27	Green 2	0–255	Min ... max
		255	Max
28	Green 2 Fine	0–255	Fine adjustment of CH 27
29	Blue 2	0–255	Min ... max
		255	Max
30	Blue 2 Fine	0–255	Fine adjustment of CH 29
31	White 2	0–255	Min ... max
		255	Max
32	White 2 Fine	0–255	Fine adjustment of CH 31
33	Dimmer 3	0–255	Closed ... open
		255	Open
34	Dimmer 3 Fine	0–255	Fine adjustment of CH 33
35	Color Temperature 3	0–14	2800 ... 3200
		14–60	3200 ... 4500
		60–99	4500 ... 5600
		99–131	5600 ... 6500
		131–255	6500 ... 10000
		255	10000
36	Color Temperature 3 Fine	0–255	Fine adjustment of CH 35
37	Tint 3	0–17	Empty Channel Set
		17–38	Full Minus G

		38–117	99% >> 1% Minus G

CH	Function	DMX	Description
37	Tint 3 (continued)	117–156	Neutral
		156–235	1% >> 99% Plus G
		235–237	1% >> 99% Plus G ... Full Plus G
		238–255	Full Plus G
38	Tint 3 Fine	0–255	Fine adjustment of CH 37
39	Color XF 3		White/Color XF
		0–255	White ... Color
		255	Color
40	Color XF 3 Fine	0–255	Fine adjustment of CH 39
41	Red 3	0–255	Min ... max
		255	Max
42	Red 3 Fine	0–255	Fine adjustment of CH 41
43	Green 3	0–255	Min ... max
		255	Max
44	Green 3 Fine	0–255	Fine adjustment of CH 43
45	Blue 3	0–255	Min ... max
		255	Max
46	Blue 3 Fine	0–255	Fine adjustment of CH 45
47	White 3	0–255	Min ... max
		255	Max
48	White 3 Fine	0–255	Fine adjustment of CH 47
49	Dimmer 4	0–255	Closed ... open
		255	Open
50	Dimmer 4 Fine	0–255	Fine adjustment of CH 49
51	Color Temperature 4	0–14	2800 ... 3200
		14–60	3200 ... 4500
		60–99	4500 ... 5600
		99–131	5600 ... 6500
		131–255	6500 ... 10000
		255	10000
52	Color Temperature 4 Fine	0–255	Fine adjustment of CH 51
53	Tint 4	0–17	Empty Channel Set
		17–38	Full Minus G
		38–117	99% >> 1% Minus G
		117–156	Neutral
		156–235	1% >> 99% Plus G
		235–237	1% >> 99% Plus G ... Full Plus G
		238–255	Full Plus G
54	Tint 4 Fine	0–255	Fine adjustment of CH 53
55	Color XF 4		White/Color XF
		0–255	White ... Color

		255	Color
CH	**Function**	**DMX**	**Description**
56	Color XF 4 Fine	0–255	Fine adjustment of CH 55
57	Red 4	0–255	Min ... max
		255	Max
58	Red 4 Fine	0–255	Fine adjustment of CH 57
59	Green 4	0–255	Min ... max
		255	Max
60	Green 4 Fine	0–255	Fine adjustment of CH 59
61	Blue 4	0–255	Min ... max
		255	Max
62	Blue 4 Fine	0–255	Fine adjustment of CH 61
63	White 4	0–255	Min ... max
		255	Max
64	White 4 Fine	0–255	Fine adjustment of CH 63
65	Dimmer 5	0–255	Closed ... open
		255	Open
66	Dimmer 5 Fine	0–255	Fine adjustment of CH 65
67	Color Temperature 5	0–14	2800 ... 3200
		14–60	3200 ... 4500
		60–99	4500 ... 5600
		99–131	5600 ... 6500
		131–255	6500 ... 10000
		255	10000
68	Color Temperature 5 Fine	0–255	Fine adjustment of CH 67
69	Tint 5	0–17	Empty Channel Set
		17–38	Full Minus G
		38–117	99% >> 1% Minus G
		117–156	Neutral
		156–235	1% >> 99% Plus G
		235–237	1% >> 99% Plus G ... Full Plus G
		238–255	Full Plus G
70	Tint 5 Fine	0–255	Fine adjustment of CH 69
71	Color XF 5		White/Color XF
		0–255	White ... Color
		255	Color
72	Color XF 5 Fine	0–255	Fine adjustment of CH 71
73	Red 5	0–255	Min ... max
		255	Max
74	Red 5 Fine	0–255	Fine adjustment of CH 73
75	Green 5	0–255	Min ... max
		255	Max
76	Green 5 Fine	0–255	Fine adjustment of CH 75

CH	Function	DMX	Description
77	Blue 5	0–255	Min ... max
77	Blue 5 (continued)	255	Max
78	Blue 5 Fine	0–255	Fine adjustment of CH 77
79	White 5	0–255	Min ... max
		255	Max
80	White 5 Fine	0–255	Fine adjustment of CH 79
81	Dimmer 6	0–255	Closed ... open
		255	Open
82	Dimmer 6 Fine	0–255	Fine adjustment of CH 81
83	Color Temperature 6	0–14	2800 ... 3200
		14–60	3200 ... 4500
		60–99	4500 ... 5600
		99–131	5600 ... 6500
		131–255	6500 ... 10000
		255	10000
84	Color Temperature 6 Fine	0–255	Fine adjustment of CH 83
85	Tint 6	0–17	Empty Channel Set
		17–38	Full Minus G
		38–117	99% >> 1% Minus G
		117–156	Neutral
		156–235	1% >> 99% Plus G
		235–237	1% >> 99% Plus G ... Full Plus G
		238–255	Full Plus G
86	Tint 6 Fine	0–255	Fine adjustment of CH 85
87	Color XF 6		White/Color XF
		0–255	White ... Color
		255	Color
88	Color XF 6 Fine	0–255	Fine adjustment of CH 87
89	Red 6	0–255	Min ... max
		255	Max
90	Red 6 Fine	0–255	Fine adjustment of CH 89
91	Green 6	0–255	Min ... max
		255	Max
92	Green 6 Fine	0–255	Fine adjustment of CH 91
93	Blue 6	0–255	Min ... max
		255	Max
94	Blue 6 Fine	0–255	Fine adjustment of CH 93
95	White 6	0–255	Min ... max
		255	Max
96	White 6 Fine	0–255	Fine adjustment of CH 95
97	Dimmer 7	0–255	Closed ... open
		255	Open

CH	Function	DMX	Description
98	Dimmer 7 Fine	0–255	Fine adjustment of CH 97
99	Color Temperature 7	0–14	2800 ... 3200
		14–60	3200 ... 4500
		60–99	4500 ... 5600
		99–131	5600 ... 6500
		131–255	6500 ... 10000
		255	10000
100	Color Temperature 7 Fine	0–255	Fine adjustment of CH 99
101	Tint 7	0–17	Empty Channel Set
		17–38	Full Minus G
		38–117	99% >> 1% Minus G
		117–156	Neutral
		156–235	1% >> 99% Plus G
		235–237	1% >> 99% Plus G ... Full Plus G
		238–255	Full Plus G
102	Tint 7 Fine	0–255	Fine adjustment of CH 101
103	Color XF 7		White/Color XF
		0–255	White ... Color
		255	Color
104	Color XF 7 Fine	0–255	Fine adjustment of CH 103
105	Red 7	0–255	Min ... max
		255	Max
106	Red 7 Fine	0–255	Fine adjustment of CH 105
107	Green 7	0–255	Min ... max
		255	Max
108	Green 7 Fine	0–255	Fine adjustment of CH 107
109	Blue 7	0–255	Min ... max
		255	Max
110	Blue 7 Fine	0–255	Fine adjustment of CH 109
111	White 7	0–255	Min ... max
		255	Max
112	White 7 Fine	0–255	Fine adjustment of CH 111
113	Dimmer 8	0–255	Closed ... open
		255	Open
114	Dimmer 8 Fine	0–255	Fine adjustment of CH 113
115	Color Temperature 8	0–14	2800 ... 3200
		14–60	3200 ... 4500
		60–99	4500 ... 5600
		99–131	5600 ... 6500
		131–255	6500 ... 10000
		255	10000
116	Color Temperature 8 Fine	0–255	Fine adjustment of CH 115

CH	Function	DMX	Description
117	Tint 8	0–17	Empty Channel Set
117	Tint 8 (continued)	17–38	Full Minus G
		38–117	99% >> 1% Minus G
		117–156	Neutral
		156–235	1% >> 99% Plus G
		235–237	1% >> 99% Plus G ... Full Plus G
		238–255	Full Plus G
118	Tint 8 Fine	0–255	Fine adjustment of CH 117
119	Color XF 8		White/Color XF
		0–255	White ... Color
		255	Color
120	Color XF 8 Fine	0–255	Fine adjustment of CH 119
121	Red 8	0–255	Min ... max
		255	Max
122	Red 8 Fine	0–255	Fine adjustment of CH 121
123	Green 8	0–255	Min ... max
		255	Max
124	Green 8 Fine	0–255	Fine adjustment of CH 123
125	Blue 8	0–255	Min ... max
		255	Max
126	Blue 8 Fine	0–255	Fine adjustment of CH 125
127	White 8	0–255	Min ... max
		255	Max
128	White 8 Fine	0–255	Fine adjustment of CH 127
129	Dimmer 9	0–255	Closed ... open
		255	Open
130	Dimmer 9 Fine	0–255	Fine adjustment of CH 129
131	Color Temperature 9	0–14	2800 ... 3200
		14–60	3200 ... 4500
		60–99	4500 ... 5600
		99–131	5600 ... 6500
		131–255	6500 ... 10000
		255	10000
132	Color Temperature 9 Fine	0–255	Fine adjustment of CH 131
133	Tint 9	0–17	Empty Channel Set
		17–38	Full Minus G
		38–117	99% >> 1% Minus G
		117–156	Neutral
		156–235	1% >> 99% Plus G
		235–237	1% >> 99% Plus G ... Full Plus G
		238–255	Full Plus G
134	Tint 9 Fine	0–255	Fine adjustment of CH 133

135	Color XF 9		White/Color XF

CH	Function	DMX	Description
135	Color XF 9 (continued)	0–255	White ... Color
		255	Color
136	Color XF 9 Fine	0–255	Fine adjustment of CH 135
137	Red 9	0–255	Min ... max
		255	Max
138	Red 9 Fine	0–255	Fine adjustment of CH 137
139	Green 9	0–255	Min ... max
		255	Max
140	Green 9 Fine	0–255	Fine adjustment of CH 139
141	Blue 9	0–255	Min ... max
		255	Max
142	Blue 9 Fine	0–255	Fine adjustment of CH 141
143	White 9	0–255	Min ... max
		255	Max
144	White 9 Fine	0–255	Fine adjustment of CH 143
145	Dimmer 10	0–255	Closed ... open
		255	Open
146	Dimmer 10 Fine	0–255	Fine adjustment of CH 145
147	Color Temperature 10	0–14	2800 ... 3200
		14–60	3200 ... 4500
		60–99	4500 ... 5600
		99–131	5600 ... 6500
		131–255	6500 ... 10000
		255	10000
148	Color Temperature 10 Fine	0–255	Fine adjustment of CH 147
149	Tint 10	0–17	Empty Channel Set
		17–38	Full Minus G
		38–117	99% >> 1% Minus G
		117–156	Neutral
		156–235	1% >> 99% Plus G
		235–237	1% >> 99% Plus G ... Full Plus G
		238–255	Full Plus G
150	Tint 10 Fine	0–255	Fine adjustment of CH 149
151	Color XF 10		White/Color XF
		0–255	White ... Color
		255	Color
152	Color XF 10 Fine	0–255	Fine adjustment of CH 151
153	Red 10	0–255	Min ... max
		255	Max
154	Red 10 Fine	0–255	Fine adjustment of CH 153
155	Green 10	0–255	Min ... max

		255	Max
CH	**Function**	**DMX**	**Description**
156	Green 10 Fine	0–255	Fine adjustment of CH 155
157	Blue 10	0–255	Min ... max
		255	Max
158	Blue 10 Fine	0–255	Fine adjustment of CH 157
159	White 10	0–255	Min ... max
		255	Max
160	White 10 Fine	0–255	Fine adjustment of CH 159
161	Dimmer 11	0–255	Closed ... open
		255	Open
162	Dimmer 11 Fine	0–255	Fine adjustment of CH 161
163	Color Temperature 11	0–14	2800 ... 3200
		14–60	3200 ... 4500
		60–99	4500 ... 5600
		99–131	5600 ... 6500
		131–255	6500 ... 10000
		255	10000
164	Color Temperature 11 Fine	0–255	Fine adjustment of CH 163
165	Tint 11	0–17	Empty Channel Set
		17–38	Full Minus G
		38–117	99% >> 1% Minus G
		117–156	Neutral
		156–235	1% >> 99% Plus G
		235–237	1% >> 99% Plus G ... Full Plus G
		238–255	Full Plus G
166	Tint 11 Fine	0–255	Fine adjustment of CH 165
167	Color XF 11		White/Color XF
		0–255	White ... Color
		255	Color
168	Color XF 11 Fine	0–255	Fine adjustment of CH 167
169	Red 11	0–255	Min ... max
		255	Max
170	Red 11 Fine	0–255	Fine adjustment of CH 169
171	Green 11	0–255	Min ... max
		255	Max
172	Green 11 Fine	0–255	Fine adjustment of CH 171
173	Blue 11	0–255	Min ... max
		255	Max
174	Blue 11 Fine	0–255	Fine adjustment of CH 173
175	White 11	0–255	Min ... max
		255	Max
176	White 11 Fine	0–255	Fine adjustment of CH 175

CH	Function	DMX	Description
177	Dimmer 12	0–255	Closed ... open
177	Dimmer 12 (continued)	255	Open
178	Dimmer 12 Fine	0–255	Fine adjustment of CH 177
179	Color Temperature 12	0–14	2800 ... 3200
		14–60	3200 ... 4500
		60–99	4500 ... 5600
		99–131	5600 ... 6500
		131–255	6500 ... 10000
		255	10000
180	Color Temperature 12 Fine	0–255	Fine adjustment of CH 179
181	Tint 12	0–17	Empty Channel Set
		17–38	Full Minus G
		38–117	99% >> 1% Minus G
		117–156	Neutral
		156–235	1% >> 99% Plus G
		235–237	1% >> 99% Plus G ... Full Plus G
		238–255	Full Plus G
182	Tint 12 Fine	0–255	Fine adjustment of CH 181
183	Color XF 12		White/Color XF
		0–255	White ... Color
		255	Color
184	Color XF 12 Fine	0–255	Fine adjustment of CH 183
185	Red 12	0–255	Min ... max
		255	Max
186	Red 12 Fine	0–255	Fine adjustment of CH 185
187	Green 12	0–255	Min ... max
		255	Max
188	Green 12 Fine	0–255	Fine adjustment of CH 187
189	Blue 12	0–255	Min ... max
		255	Max
190	Blue 12 Fine	0–255	Fine adjustment of CH 189
191	White 12	0–255	Min ... max
		255	Max
192	White 12 Fine	0–255	Fine adjustment of CH 191
193	Fan Mode		Same as CH 9 in the mode “Mode 1 CCT+RGBW 8Bit” (p. 11)

Mode 26 - LE HSI 8Bit

If the device receives DMX in this mode but gives no light, check these channels: CH 1 Dimmer above 0 (the same in each of the 12 cells). The GDTF file gives these values for a console's Highlight function: CH 1 Dimmer 255 (the same in each of the 12 cells).

Channel functions at a glance



CH	Function	DMX	Description
1	Dimmer 1	0	Closed
		1–254	Closed ... Open
		255	Open
2	Hue 1	0	0deg - Red
		1–84	0deg - Red ... 120deg - Green
		85	120deg - Green
		86–169	120deg - Green ... 240deg - Blue
		170	240deg - Blue
		171–255	HSB_Hue 1
3	Saturation 1	0	Min
		1–254	Min ... Max
		255	Max
37	Fan Mode		Same as CH 9 in the mode “Mode 1 CCT+RGBW 8Bit” (p. 11)

CH 1–36: 12 cells of 3 channels each. Every cell works as cell 1 in the table above (CH 1–3); the table below gives each cell's channel numbers.

Cell	Dimmer	Hue	Saturation	Cell	Dimmer	Hue	Saturation	Cell	Dimmer	Hue	Saturation
1	1	2	3	2	4	5	6	3	7	8	9
4	10	11	12	5	13	14	15	6	16	17	18
7	19	20	21	8	22	23	24	9	25	26	27
10	28	29	30	11	31	32	33	12	34	35	36

Mode 27- LE HSI 16Bit

16-bit parameters use two channels, coarse and fine: value = 256 × coarse value + fine value.

If the device receives DMX in this mode but gives no light, check these channels: CH 1 Dimmer above 0 (the same in each of the 12 cells). The GDTF file gives these values for a console's Highlight function: CH 1 Dimmer 255 (the same in each of the 12 cells).

Channel functions at a glance

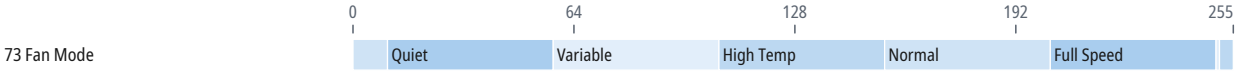

CH	Function	DMX	Description
1	Dimmer 1	0–255	Closed ... open
		255	Open
2	Dimmer 1 Fine	0–255	Fine adjustment of CH 1
3	Hue 1	0–85	0deg - Red ... 120deg - Green
		85–170	120deg - Green ... 240deg - Blue
		170	240deg - Blue
		170–255	HSB_Hue 1
4	Hue 1 Fine	0–255	Fine adjustment of CH 3
5	Saturation 1	0–255	Min ... Max
		255	Max

CH	Function	DMX	Description
6	Saturation 1 Fine	0–255	Fine adjustment of CH 5
73	Fan Mode		Same as CH 9 in the mode “Mode 1 CCT+RGBW 8Bit” (p. 11)

CH 1–72: 12 cells of 6 channels each. Every cell works as cell 1 in the table above (CH 1–6); the table below gives each cell's channel numbers.

Cell	Dimmer	Dimmer Fine	Hue	Hue Fine	Saturation	Saturation Fine
1	1	2	3	4	5	6
2	7	8	9	10	11	12
3	13	14	15	16	17	18
4	19	20	21	22	23	24
5	25	26	27	28	29	30
6	31	32	33	34	35	36
7	37	38	39	40	41	42
8	43	44	45	46	47	48
9	49	50	51	52	53	54
10	55	56	57	58	59	60
11	61	62	63	64	65	66
12	67	68	69	70	71	72

Mode 28 - LE XY 8Bit

If the device receives DMX in this mode but gives no light, check these channels: CH 1 Dimmer above 0 (the same in each of the 12 cells). The GDTF file gives these values for a console's Highlight function: CH 1 Dimmer 255 (the same in each of the 12 cells).

Channel functions at a glance

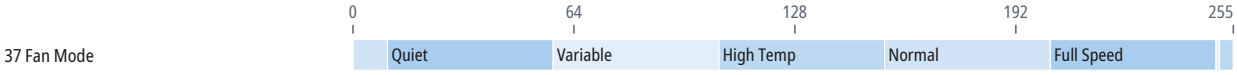

CH	Function	DMX	Description
1	Dimmer 1	0	Closed
		1–254	Closed ... Open
		255	Open
2	CIE X 1	0	Min
		1–254	Min ... max
		255	Max
3	CIE Y 1	0	Min
		1–254	Min ... max
		255	Max
37	Fan Mode		Same as CH 9 in the mode “Mode 1 CCT+RGBW 8Bit” (p. 11)

CH 1–36: 12 cells of 3 channels each. Every cell works as cell 1 in the table above (CH 1–3); the table below gives each cell's channel numbers.

Cell	Dimmer	CIE X	CIE Y	Cell	Dimmer	CIE X	CIE Y	Cell	Dimmer	CIE X	CIE Y
1	1	2	3	2	4	5	6	3	7	8	9

Cell	Dimmer	CIE X	CIE Y	Cell	Dimmer	CIE X	CIE Y	Cell	Dimmer	CIE X	CIE Y
4	10	11	12	5	13	14	15	6	16	17	18
7	19	20	21	8	22	23	24	9	25	26	27
10	28	29	30	11	31	32	33	12	34	35	36

Mode 29 - LE XY 16Bit

16-bit parameters use two channels, coarse and fine: value = 256 × coarse value + fine value.

If the device receives DMX in this mode but gives no light, check these channels: CH 1 Dimmer above 0 (the same in each of the 12 cells). The GDTF file gives these values for a console's Highlight function: CH 1 Dimmer 255 (the same in each of the 12 cells).

Channel functions at a glance

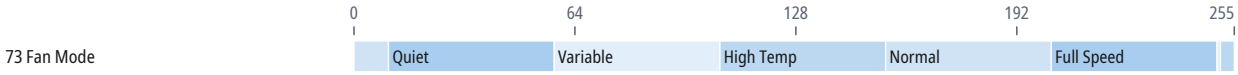

CH	Function	DMX	Description
1	Dimmer 1	0–255	Closed … open
		255	Open
2	Dimmer 1 Fine	0–255	Fine adjustment of CH 1
3	CIE X 1	0–255	Min … max
		255	Max
4	CIE X 1 Fine	0–255	Fine adjustment of CH 3
5	CIE Y 1	0–255	Min … max
		255	Max
6	CIE Y 1 Fine	0–255	Fine adjustment of CH 5
73	Fan Mode		Same as CH 9 in the mode “Mode 1 CCT+RGBW 8Bit” (p. 11)

CH 1–72: 12 cells of 6 channels each. Every cell works as cell 1 in the table above (CH 1–6); the table below gives each cell's channel numbers.

Cell	Dimmer	Dimmer Fine	CIE X	CIE X Fine	CIE Y	CIE Y Fine
1	1	2	3	4	5	6
2	7	8	9	10	11	12
3	13	14	15	16	17	18
4	19	20	21	22	23	24
5	25	26	27	28	29	30
6	31	32	33	34	35	36
7	37	38	39	40	41	42
8	43	44	45	46	47	48
9	49	50	51	52	53	54
10	55	56	57	58	59	60
11	61	62	63	64	65	66
12	67	68	69	70	71	72

Mode 30 - Ultimate 8Bit

If the device receives DMX in this mode but gives no light, check these channels: CH 1 Dimmer above 0;

CH 23 Shutter at 0 “open”. The GDTF file gives these values for a console's Highlight function: CH 1 Dimmer 255.

Channel functions at a glance

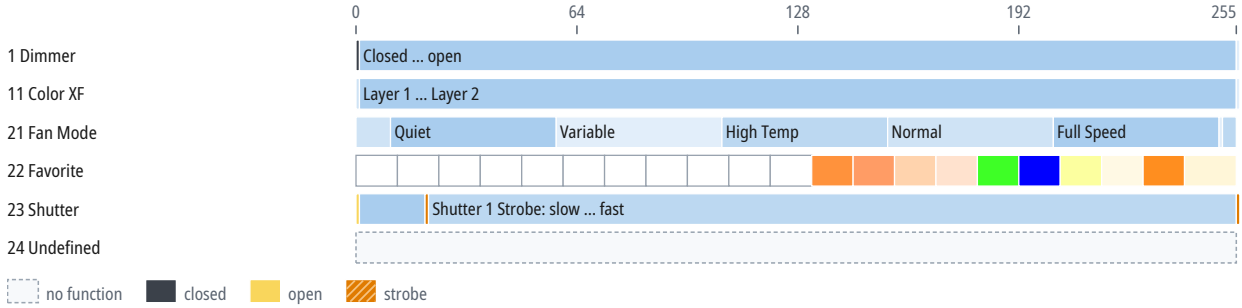

CH	Function	DMX	Description
1	Dimmer		Same as CH 1 in the mode “Mode 1 CCT+RGBW 8Bit” (p. 10)
2	Mode 1		Color Mode
		0–9	CCT/Tint
		10–19	HSI
		20–29	RGBW
		30–39	GEL Mode
		40–49	Source Matching
		50–59	CIE X Y
		60–69	Effects
		70–255	No function
3	Colors 1		When CH 2 is 0–9:
		0	2800k
		1–13	2800k ... 3200k
		14	3200k
		15–59	3200k ... 4500k
		60	4500k
		61–98	4500k ... 5600k
		99	5600k
		100–148	5600k ... 7000k
		149	7000k
		150–254	7000k ... 10000k
		255	10000k
			When CH 2 is 10–19:
		0	0 deg (Red)
		1–84	0 deg (Red) ... 120 deg (Green)
		85	120 deg (Green)
		86–169	120 deg (Green) ... 240 deg (Blue)
		170	240 deg (Blue)
		171–254	240 deg (Blue) ... 360 deg
		255	360 deg
			When CH 2 is 20–29:

CH	Function	DMX	Description
3	Colors 1 (continued)	0	Min
		1–254	Min ... Max
		255	Max
			When CH 2 is 30–39:
		0–128	3200k
		129–255	5600k
			When CH 2 is 40–49:
		0–50	Incandescent
		51–101	Fluorescent
		102–152	Discharge

CH	Function	DMX	Description
3	Colors 1 (continued)	153–203	Other
		204–255	Reserved
			When CH 2 is 50–59:
		0–255	CIE X
			When CH 2 is 60–69:
		0–9	No Effect
		10–19	Party
		20–29	Candle
		30–39	Clouds
		40–49	Club Lights
		50–59	Color Chase
		60–69	Cop Car
		70–79	Fire
		80–89	Fireworks
		90–99	Strobe
		100–109	Lightning
		110–119	Paparazzi
		120–129	Pulsing
		130–139	Television
		140–149	Explosion
		150–159	Flourescent Flicker
		160–169	Process
		170–179	Welding
		180–255	Reserved
			When CH 2 is 70–255:
		0–255	Reserved
4	Colors 2 1		When CH 2 is 0–9:
		0–10	No Effect
		11–20	Full Minus G
		21–119	99% < 1% Minus G
		120–145	Neutral
		146–244	1% > 99% Plus G
		245–255	Full Plus G
			When CH 2 is 10–19:
		0	Min
		1–254	Min ... Max
		255	Max
			When CH 2 is 20–29:
		0	Min
		1–254	Min ... Max
		255	Max

CH	Function	DMX	Description
4	Colors 2 1 (continued)		When CH 2 is 30–39:

CH	Function	DMX	Description
4	Colors 2 1 (continued)	0–84	Best Color
		85–170	Brightest
		171–255	No Color
			When CH 2 is 50–59:
		0–255	CIE Y
5	Colors 3 1		When CH 2 is 0–19:
		0–255	No Feature CCT/HSI
			When CH 2 is 20–29:
		0	Min
		1–254	Min ... Max
		255	Max
			When CH 2 is 30–39:
		0–99	Gel Brand
		100	Rosco
		101–199	Rosco ... Lee
		200	Lee
		201–255	Gel Brand
			When CH 2 is 40–59:
		0–255	No Feature Source/XY
6	Colors 4 1		When CH 2 is 0–19:
		0–255	No Feature CCT/HSI
			When CH 2 is 20–29:
		0	Min
		1–254	Min ... Max
		255	Max
			When CH 2 is 40–59:
		0–255	No Feature Source/XY
7	Colors 5 1		When CH 2 is 0–19:
		0–255	No Feature CCT/HSI
			When CH 2 is 20–29:
		0	2800k
		1–13	2800k ... 3200k
		14	3200k
		15–98	3200k ... 5600k
		99	5600k
		100–254	5600k ... 10000k
		255	10000k
			When CH 2 is 40–59:
		0–255	No Feature Source/XY
8	Colors 6 1		When CH 2 is 0–19:
		0–255	No Feature CCT/HSI

CH	Function	DMX	Description
8	Colors 6 1 (continued)		When CH 2 is 20–29:
		0–10	No Effect
		11–20	Full Minus G
		21–119	99% >> 1% Minus G
		120–145	Neutral
		146–244	1% >> 99% Plus G
		245–255	Full Plus G
			When CH 2 is 30–59:
		0–255	No Feature Gel/Source/XY
9	Colors 7 1		When CH 2 is 0–59:
		0–255	No Feature Modes
10	Colors 8 1		When CH 2 is 0–59:
		0–255	No Feature Modes
11	Color XF		Color Crossfade 1
		0	Layer 1
		1–254	Layer 1 ... Layer 2
		255	Layer 2
12	Mode 2		Color Mode
		0–9	CCT/Tint
		10–19	HSI
		20–29	RGBW
		30–39	GEL Mode
		40–49	Source Matching
		50–59	CIE X Y
		60–69	Effects
		70–255	No function
13	Colors 2		When CH 2 is 0–9:
		0	2800k
		1–13	2800k ... 3200k
		14	3200k
		15–59	3200k ... 4500k
		60	4500k
		61–98	4500k ... 5600k
		99	5600k
		100–148	5600k ... 7000k
		149	7000k
		150–254	7000k ... 10000k
		255	10000k
			When CH 2 is 10–19:
		0	0 deg (Red)
		1–84	0 deg (Red) ... 120 deg (Green)
		85	120 deg (Green)

CH	Function	DMX	Description
13	Colors 2 (continued)	86–169	120 deg (Green) ... 240 deg (Blue)
		170	240 deg (Blue)
		171–254	240 deg (Blue) ... 360 deg
		255	360 deg
			When CH 2 is 20–29:
		0	Min
		1–254	Min ... Max
		255	Max
			When CH 2 is 30–39:
		0–128	3200k
		129–255	5600k
			When CH 2 is 40–49:
		0–50	Incandescent
		51–101	Fluorescent
		102–152	Discharge
		153–203	Other
		204–255	Reserved
			When CH 2 is 50–59:
		0–255	CIE X
			When CH 2 is 60–69:
		0–9	No Effect
		10–19	Party
		20–29	Candle
		30–39	Clouds
		40–49	Club Lights
		50–59	Color Chase
		60–69	Cop Car
		70–79	Fire
		80–89	Fireworks
		90–99	Strobe
		100–109	Lightning
		110–119	Paparazzi
		120–129	Pulsing
		130–139	Television
		140–149	Explosion
		150–159	Flourescent Flicker
		160–169	Process
		170–179	Welding
		180–255	Reserved
			When CH 2 is 70–255:
		0–255	Reserved

CH	Function	DMX	Description
14	Colors 2 2		When CH 2 is 0–9:
		0–10	No Effect
		11–20	Full Minus G
		21–119	99% < 1% Minus G
		120–145	Neutral
		146–244	1% > 99% Plus G
		245–255	Full Plus G
			When CH 2 is 10–19:
		0	Min
		1–254	Min ... Max
		255	Max
			When CH 2 is 20–29:
		0	Min
		1–254	Min ... Max
		255	Max
			When CH 2 is 30–39:
		0–84	Best Color
		85–170	Brightest
		171–255	No Color
			When CH 2 is 50–59:
		0–255	CIE Y
15	Colors 3 2		When CH 2 is 0–19:
		0–255	No Feature CCT/HSI
			When CH 2 is 20–29:
		0	Min
		1–254	Min ... Max
		255	Max
			When CH 2 is 30–39:
		0–99	Gel Brand
		100	Rosco
		101–199	Rosco ... Lee
		200	Lee
		201–255	Gel Brand
			When CH 2 is 40–59:
		0–255	No Feature Source/XY
16	Colors 4 2		When CH 2 is 0–19:
		0–255	No Feature CCT/HSI
			When CH 2 is 20–29:
		0	Min
		1–254	Min ... Max
		255	Max
			When CH 2 is 40–59:

CH	Function	DMX	Description
16	Colors 4 2 (continued)	0–255	No Feature Source/XY
17	Colors 5 2		When CH 2 is 0–19:
		0–255	No Feature CCT/HSI
			When CH 2 is 20–29:
		0	2800k
		1–13	2800k ... 3200k
		14	3200k
		15–98	3200k ... 5600k
		99	5600k
		100–254	5600k ... 10000k
		255	10000k
			When CH 2 is 40–59:
		0–255	No Feature Source/XY
18	Colors 6 2		When CH 2 is 0–19:
		0–255	No Feature CCT/HSI
			When CH 2 is 20–29:
		0–10	No Effect
		11–20	Full Minus G
		21–119	99% >> 1% Minus G
		120–145	Neutral
		146–244	1% >> 99% Plus G
		245–255	Full Plus G
			When CH 2 is 30–59:
		0–255	No Feature Gel/Source/XY
19	Colors 7 2		When CH 2 is 0–59:
		0–255	No Feature Modes
20	Colors 8 2		When CH 2 is 0–59:
		0–255	No Feature Modes
21	Fan Mode		Same as CH 9 in the mode “Mode 1 CCT+RGBW 8Bit” (p. 11)
22	Favorite		Same as CH 10 in the mode “Mode 1 CCT+RGBW 8Bit” (p. 11)
23	Shutter		Same as CH 11 in the mode “Mode 1 CCT+RGBW 8Bit” (p. 12)
24	Undefined	0–255	

Mode 30 - Ultimate ECC 8Bit

If the device receives DMX in this mode but gives no light, check these channels: CH 1 Dimmer above 0; CH 23 Shutter at 0 “open”. The GDTF file gives these values for a console's Highlight function: CH 1 Dimmer 255.

Channel functions at a glance



CH	Function	DMX	Description
1	Dimmer		Same as CH 1 in the mode “Mode 1 CCT+RGBW 8Bit” (p. 10)
2	Mode 1		Same as CH 2 in the mode “Mode 30 - Ultimate 8Bit” (p. 113)
3	Colors 1		Same as CH 3 in the mode “Mode 30 - Ultimate 8Bit” (p. 113)
4	Colors 2 1		Same as CH 4 in the mode “Mode 30 - Ultimate 8Bit” (p. 115)
5	Colors 3 1		Same as CH 5 in the mode “Mode 30 - Ultimate 8Bit” (p. 117)
6	Colors 4 1		Same as CH 6 in the mode “Mode 30 - Ultimate 8Bit” (p. 117)
7	Colors 5 1		Same as CH 7 in the mode “Mode 30 - Ultimate 8Bit” (p. 117)
8	Colors 6 1		Same as CH 8 in the mode “Mode 30 - Ultimate 8Bit” (p. 117)
9	Colors 7 1		Same as CH 9 in the mode “Mode 30 - Ultimate 8Bit” (p. 118)
10	Colors 8 1		Same as CH 10 in the mode “Mode 30 - Ultimate 8Bit” (p. 118)
11	Color XF		Same as CH 11 in the mode “Mode 30 - Ultimate 8Bit” (p. 118)
12	Mode 2		Same as CH 12 in the mode “Mode 30 - Ultimate 8Bit” (p. 118)
13	Colors 2		Same as CH 13 in the mode “Mode 30 - Ultimate 8Bit” (p. 118)
14	Colors 2 2		Same as CH 14 in the mode “Mode 30 - Ultimate 8Bit” (p. 120)
15	Colors 3 2		Same as CH 15 in the mode “Mode 30 - Ultimate 8Bit” (p. 120)
16	Colors 4 2		Same as CH 16 in the mode “Mode 30 - Ultimate 8Bit” (p. 120)
17	Colors 5 2		Same as CH 17 in the mode “Mode 30 - Ultimate 8Bit” (p. 121)
18	Colors 6 2		Same as CH 18 in the mode “Mode 30 - Ultimate 8Bit” (p. 121)
19	Colors 7 2		Same as CH 19 in the mode “Mode 30 - Ultimate 8Bit” (p. 121)
20	Colors 8 2		Same as CH 20 in the mode “Mode 30 - Ultimate 8Bit” (p. 121)
21	Fan Mode		Same as CH 9 in the mode “Mode 1 CCT+RGBW 8Bit” (p. 11)
22	Favorite		Same as CH 10 in the mode “Mode 1 CCT+RGBW 8Bit” (p. 11)
23	Shutter		Same as CH 11 in the mode “Mode 1 CCT+RGBW 8Bit” (p. 12)
24	Undefined	0–255	
25	Warm/Cool		Same as CH 8 in the mode “Mode 2 - CCT ECC 8Bit” (p. 16)
26	Sat/Desat		Same as CH 14 in the mode “Mode 1 CCT+RGBW ECC 8Bit” (p. 14)
27	Red		Same as CH 10 in the mode “Mode 2 - CCT ECC 8Bit” (p. 16)
28	Green		Same as CH 11 in the mode “Mode 2 - CCT ECC 8Bit” (p. 16)
29	Blue		Same as CH 12 in the mode “Mode 2 - CCT ECC 8Bit” (p. 17)
30	Cyan		Same as CH 18 in the mode “Mode 1 CCT+RGBW ECC 8Bit” (p. 14)
31	Magenta		Same as CH 19 in the mode “Mode 1 CCT+RGBW ECC 8Bit” (p. 14)
32	Yellow		Same as CH 20 in the mode “Mode 1 CCT+RGBW ECC 8Bit” (p. 14)

10 Technical specifications

Parameter	Value
Light source	LED
RDM	yes (manufacturer ID 0x20B9, device model ID 0x0206)
Weight	41 kg
Operating temperature	-20 to 45 °C

Speeds and ranges

Parameter	Value
Color temperature range	1400–10000 K
Strobe frequency	1–25 Hz

11 Maintenance and cleaning

- Before cleaning and maintenance, switch the device off, disconnect it from the power supply and let it cool down.
- Clean the housing with a soft, dry or slightly damp cloth. Do not use solvents, abrasive cleaners or pressure washers, and make sure no liquid gets into the device.
- Clean optical parts (lenses, front glass), if the device has any, with a soft lint-free cloth and a cleaner intended for optics or glass.
- Regularly inspect the housing, cables, connectors and fixings. Have damaged parts replaced by a service center.
- How often to clean depends on the environment; dust, smoke and fog make the device dirty much faster.

12 Troubleshooting

Problem	Remedy
The device does not switch on	Check the supply voltage, the cables and the fuse, if the device has one.
The device does not respond to DMX	Check the start address, the selected DMX mode and whether it matches the profile in the controller, the cable connection to DMX IN, and the controller output (universe).
The device behaves erratically or flickers	Check the terminator at the end of the line, the condition and wiring of the cables (shield on pin 1 only), the number of devices on the line (32 at most), and that the line is not split without a splitter.
Only some devices on the line respond	Check the cable and connectors between the last working and the first non-working device, and make sure all devices on the line are switched on.
Devices respond to the wrong channels or affect each other	Check that the addresses do not overlap and that the DMX mode on the devices matches the patch in the controller.
The device or the connected load does not light up although it receives DMX	Check the values of the dimmer, shutter and strobe channels against the DMX channel table. For the DMX modes for which the sources state it, the chapter DMX channels gives under the mode's heading which channels must be open.

13 Disposal

The crossed-out wheeled bin symbol on the product, in the manual or on the packaging means that the product must not be disposed of with unsorted household waste at the end of its life.

Take the end-of-life equipment to a collection point, for example a municipal collection site or a retailer. Proper disposal enables materials to be recycled and helps prevent possible negative effects on the environment and human health.

Follow the regulations applicable in your country; in the Czech Republic, take-back is governed by Act No. 542/2020 Coll., on End-of-Life Products.

Recycle the packaging materials according to their type.