DMX REFERENCE

SERA SMD

CLF SERA SMD

CLF Lighting



Manufacturer	CLF Lighting
GDTF file	CLF_Lighting_Sera_SMD_137128.gdtf
GDTF revision	2026_04_03 · 2026-04-04
Generated	2026-11-23

Contents

1 About this manual 2
2 Quick reference 3
3 Safety instructions 4
4 Product description 5
5 Installation 5
6 Connections 5
7 Operation 6
8 Functions at a glance 6
9 DMX channels 12
Mode 2CH CCT 13
Mode 4CH RGBL 13
Mode 4CH RGBW 14
Mode 6CH Strobe 14
Mode 11CH Strobe+ 22
Mode 16Ch Standard 24
Mode 21CH Standard+ 38
Mode 37CH Pixel 45
10 Technical specifications 46
11 Maintenance and cleaning 47
12 Troubleshooting 47
13 Disposal 47

1 About this manual

This document describes the CLF SERA SMD by CLF Lighting. It was compiled from the GDTF file CLF_Lighting_Sera_SMD_137128.gdtf from the GDTF-Share library.

File revision: “2026_04_03”.

The DMX modes, the channel functions and the technical data are given as the GDTF file states them. Installation, operation from the device's control panel, service and safety instructions are described in the manufacturer's original user manual, which takes precedence over this document.

This document was not issued or endorsed by CLF Lighting; product names and trademarks belong to their owners.

Safety notices are marked with signal words according to the severity of the hazard: DANGER – an imminent hazard that will result in death or serious injury; WARNING – a potential hazard that could result in death or serious injury; CAUTION – a potential hazard that could result in minor injury or property damage; NOTE – additional information for correct and safe use.

> **NOTE** This product is designed for stage and effect lighting. It is not suitable for household room illumination.

2 Quick reference

Parameter	Value
Power consumption	755 W
Weight	13.5 kg

DMX modes

Mode	Channels	Units in one universe	First start addresses
2CH CCT	2	256	1, 3, 5, 7, ...
4CH RGBL	4	128	1, 5, 9, 13, ...
4CH RGBW	4	128	1, 5, 9, 13, ...
6CH Strobe	6	85	1, 7, 13, 19, ...
11CH Strobe+	11	46	1, 12, 23, 34, ...
16Ch Standard	16	32	1, 17, 33, 49, ...
21CH Standard+	21	24	1, 22, 43, 64, ...
37CH Pixel	37	13	1, 38, 75, 112, ...

No light? Check these channels

- 2CH CCT: CH 1 Dimmer above 254
- 6CH Strobe: CH 1 Dimmer above 0; CH 3 Strobe Speed at 0–5 “Open”; CH 4 Shutter at 0–24, 69, 89, 109, 129, 149, 169, 189, 209, 229 or 245–255 “Open”
- 11CH Strobe+: CH 1 Dimmer above 0; CH 3 Strobe Speed at 0–5 “Open”; CH 4 Shutter at 0–24, 69, 89, 109, 129, 149, 169, 189, 209, 229 or 245–255 “Open”
- 16Ch Standard: CH 1 Dimmer 1 above 0; CH 2 Shutter at 0–24, 69, 89, 109, 129, 149, 169, 189, 209, 229 or 245–255 “Open”; CH 16 Dimmer 2 above 0
- 21CH Standard+: CH 1 Dimmer 1 above 1; CH 3 Shutter at 0–24, 69, 89, 109, 129, 149, 169, 189, 209, 229 or 245–255 “Open”; CH 21 Dimmer 2 above 0
- 37CH Pixel: CH 1 Dimmer above 0; CH 3 Strobe Speed at 0–5 “Open”; CH 4 Shutter at 0–24, 69, 89, 109, 129, 149, 169, 189, 209, 229 or 245–255 “Open”


Read the manual before use


Risk of electric shock


Do not stare into the light


Indoor use only

3 Safety instructions


Read the manual before use


Risk of electric shock


Do not stare into the light


Indoor use only

⚠ WARNING

- This device is intended for professional use. Installation, connection, setup and maintenance must be carried out only by suitably qualified persons who have read this manual.
- Use the device only for its intended purpose and as described in this manual.
- Do not open the housing and do not modify or tamper with the device. Refer all repairs to an authorized service center.
- Do not use the device if its housing, power or data cable, or a connector is damaged, if the device has been dropped, or if liquid or a foreign object has entered it. In such a case, have it checked by a service center.
- Disconnect the device from the power supply before cleaning, maintenance or any work on the connections.
- After moving the device from a cold to a warm environment, let it reach room temperature before switching it on to prevent condensation inside.
- The device is not a toy; keep it out of the reach of children.

⚠ WARNING

- Connect the device only to a properly installed mains outlet with a protective earth (ground) contact. The outlet or other means of disconnection must remain easily accessible.
- Power supply: 100–240 V, 50/60 Hz. Before connecting, make sure that the mains voltage matches this value and the value on the rating plate of the device.
- Do not connect the device to a dimmer or to a dimmed circuit.
- Use only the original power cable or a cable with identical ratings. Protect the cable from damage, do not run it over sharp edges, and never unplug it by pulling on the cable.
- When connecting several devices to one circuit, do not exceed its permitted load.
- Do not touch the device with wet hands.

⚠ WARNING

- This device is designed for indoor use only. Protect it from rain, splashing water, moisture and dust, and do not place containers with liquids on it.
- Do not operate the device in high humidity, near water, or where condensation can form on it.

⚠ CAUTION

- This device emits intense light. Do not look directly into the light source or the beam at close range; doing so may damage your eyes.
- Do not aim the beam at the eyes of people or animals at close range, and do not view the light source through optical instruments (binoculars, camera lenses).
- Do not aim the beam at flammable or heat-sensitive materials at close range.

> ⚠ **CAUTION**
> - Strobe and fast flashing light effects can trigger epileptic seizures in susceptible people (photosensitive epilepsy) and can cause nausea or disorientation.
> - Inform the audience and performers in advance that strobe effects will be used, for example with a notice at the entrance, and do not use them longer than necessary.

4 Product description

Description in the GDTF file

“Outdoor LED Wash Virtual tilt Channel for 3D”

5 Installation

> ⚠ **WARNING**
> - Rigging must be carried out only by qualified persons in accordance with applicable regulations, in particular those for work at height.
> - The supporting structure and fixings must safely carry the weight of all suspended devices; verify their load capacity in advance.
> - Weight of the device: 13.5 kg.
> - Use suitable mounting hardware (for example truss clamps) and tighten all screw connections properly.
> - Always secure the suspended device against falling with a safety cable of adequate load capacity, routed through a fixed point of the device and around the supporting structure.
> - During installation and removal, keep people out of the area below the work position.
> - Regularly inspect the fixings and the safety cable for damage, corrosion and loosening.

6 Connections

- Use shielded cable designed for DMX512 with an impedance of 110 Ω. Ordinary microphone cable is not suitable for DMX, especially over longer distances.
- Connect the devices in a daisy chain: connect the DMX OUT of one device to the DMX IN of the next. Do not split the line with Y-cables or wire it in a star; the line may be split only with a DMX splitter.
- Connect the shield to pin 1 only. Do not connect the shield (ground) to the metal shell of the connector; this can cause short circuits or erratic behavior.
- XLR pin assignment: pin 1 – shield (ground), pin 2 – Data- (Data Complement), pin 3 – Data+ (Data True). On 5-pin connectors, pins 4 and 5 are not connected; a 5-pin connector can be connected to a 3-pin one with a cable adapter.
- Terminate the end of the line (for impedance matching): plug an XLR connector with a 120 Ω, ¼ W resistor between pins 2 and 3 into the DMX OUT of the last device. This reduces the risk of erratic behavior.
- Connect no more than 32 devices to one DMX line. For more devices or longer runs, use a DMX splitter or booster.

DMX line

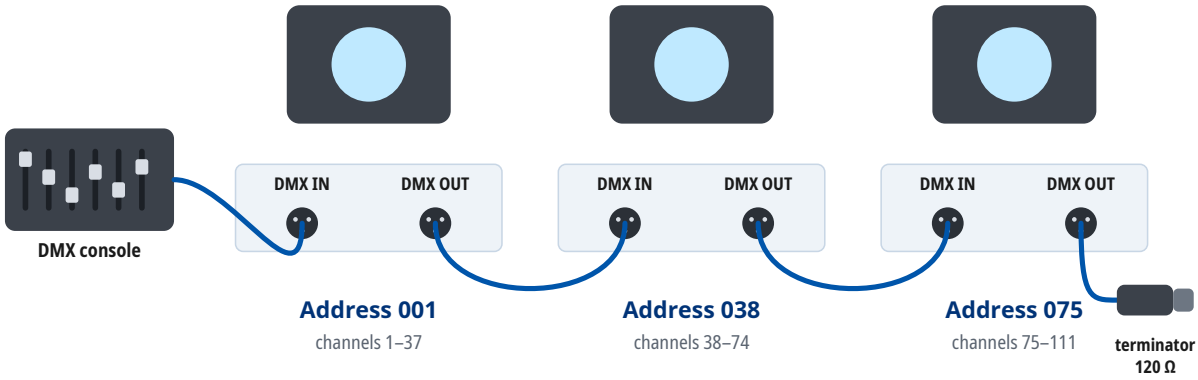

Mode 37CH Pixel: every unit occupies 37 channels from its address. At most 32 units on one line; for more units or longer runs use a DMX splitter. A 120 Ω terminator closes the last DMX OUT.

7 Operation

Setting the DMX address

- The device occupies as many consecutive channels in the DMX universe as the selected DMX mode uses, starting at the set start address.
- Number of channels occupied in the DMX mode “37CH Pixel”: 37.
- Choose start addresses so that the channels of individual devices do not overlap and the last occupied channel does not exceed 512. Devices with the same start address and mode respond identically.
- For several devices in a row in the DMX mode “37CH Pixel”, you can use, for example, the start addresses 1, 38, 75, 112.
- The DMX mode set on the device must match the fixture profile (personality) used in the controller.
- The device supports RDM (Remote Device Management), two-way communication with the controller over the DMX line.

8 Functions at a glance

Functions in each DMX mode

	2CH CCT 2 channels	4CH RGBL 4 channels	4CH RGBW 4 channels	6CH Strobe 6 channels	11CH Strobe+ 11 channels	16Ch Standard 16 channels	21CH Standard+ 21 channels	37CH Pixel 37 channels
Pan / Tilt	✓	✓	✓	✓	✓	✓	✓	✓
Dimmer	1	✓	✓	1	1	1, 16	1, 21	1
Dimmer resolution	8 bit			8 bit	8 bit	8 bit	16 bit	8 bit
Shutter / strobe				2–4	2–4	2	3	2–4
Color mixing		1–4	1–4		5–8	5–8	4× (6–12)	6–37
Color temperature	2			5, 6	9	4, 9, 15	5, 14, 20	
Color wheel	2			5, 6		4, 15	5, 20	

Color wheel

1 ColorMix Activ
CH 4: DMX 0–4

2 RosaPink L002
CH 4: DMX 5

3 Medium Bastard Amber L004
CH 4: DMX 6

4 Pale Yellow L007
CH 4: DMX 7

5 Dank Salmon L008
CH 4: DMX 8

6 Pale Amber Gold L009
CH 4: DMX 9

7 Medium Yellow L010
CH 4: DMX 10

8 Straw Tint L013
CH 4: DMX 11

9 Deep Straw L015
CH 4: DMX 12

10 Surprice Peach L017
CH 4: DMX 13

11 Medium Amber L020
CH 4: DMX 14

12 Dank Amber L022
CH 4: DMX 15

13 Sunset Red L025
CH 4: DMX 16

14 Bright Red 026
CH 4: DMX 17

15 Medium Pink L036
CH 4: DMX 18

16 Rose Purple L048
CH 4: DMX 19

17 Lavender L058
CH 4: DMX 20

18 Pale Blue L063
CH 4: DMX 21

19 Sky Blue L068
CH 4: DMX 22

20 Tokio Blue L071
CH 4: DMX 23

21 Evening Blue L075
CH 4: DMX 24

22 Lime Green L088
CH 4: DMX 25

23 Moos Green L089
CH 4: DMX 26

24 Dark Yellow Green L090
CH 4: DMX 27

25 Yellow L101
CH 4: DMX 28

26 Straw L103
CH 4: DMX 29

27 Deep Amber L104
CH 4: DMX 30

28 Orange L105
CH 4: DMX 31

29 Primary Red L106
CH 4: DMX 32

30 Light Rose L107
CH 4: DMX 33

31 English Rose L108
CH 4: DMX 34

32 Light Salmon L109
CH 4: DMX 35

33 Middle Rose L110
CH 4: DMX 36

34 Dark Pink L111
CH 4: DMX 37

35 Magenta L113
CH 4: DMX 38

36 Peacock Blue L115
CH 4: DMX 39

37 Steel Blue L117
CH 4: DMX 40

38 Light Blue L118
CH 4: DMX 41

39 Dark Blue L119
CH 4: DMX 42

40 LEE Green L121
CH 4: DMX 43

41 Fern Green L122
CH 4: DMX 44

42 Dark Green L124
CH 4: DMX 45

43 Mauve L126
CH 4: DMX 46

44 Smokey Pink L127
CH 4: DMX 47

45 Brigh Pink L128
CH 4: DMX 48

46 Marine Blue L131
CH 4: DMX 49

47 Medium Blue L132
CH 4: DMX 50

48 Golden Amber L134
CH 4: DMX 51

49 Deep golden Amber L135
CH 4: DMX 52

50 Special Lavender L137
CH 4: DMX 53

51 Pale Green L138
CH 4: DMX 54

52 Primary Green L139
CH 4: DMX 55

53 Summer Blue L140
CH 4: DMX 56

54 Bright blue L141
CH 4: DMX 57

55 Pale Violet L142
CH 4: DMX 58

56 Pale Navy Blue L143
CH 4: DMX 59

57 No color Blue L144
CH 4: DMX 60

58 Apricot L147
CH 4: DMX 61

59 Bright Rose L148
CH 4: DMX 62

60 Gold Tint L151
CH 4: DMX 63

61 Pale Gold L152
CH 4: DMX 64

62 Pale Salmon L153
CH 4: DMX 65

63 Pale Rose L154
CH 4: DMX 66

64 Chocolate L156
CH 4: DMX 67

65 Pink L157
CH 4: DMX 68

66 Deep Orange L158
CH 4: DMX 69

67 Slate Blue L161
CH 4: DMX 70

68 Bastard Amber L162
CH 4: DMX 71

69 Flame Red L164
CH 4: DMX 72

70 Daylight Blue L165
CH 4: DMX 73

71 Deep Lavender L170
CH 4: DMX 74

72 Lagoon Blue L172
CH 4: DMX 75

73 Dark Steel Blue L174
CH 4: DMX 76

74 Loving Amber L176
CH 4: DMX 77

75 Chrome Amber L179
CH 4: DMX 78

76 Dark Lavender L180
CH 4: DMX 79

77 Congo Blue L181
CH 4: DMX 80

78 Moonlight blue L183
CH 4: DMX 81

79 Flesh Pink L192
CH 4: DMX 82

80 Surprice Pink L194
CH 4: DMX 83

81 Zenith Blue L195
CH 4: DMX 84

82 True Blue L196
CH 4: DMX 85

83 Alice Blue L197
CH 4: DMX 86

84 Palace Blue L198
CH 4: DMX 87

85 Regal Blue L199
CH 4: DMX 88

86 Double CTB L200
CH 4: DMX 89

87 Full CTB L201
CH 4: DMX 90

88 Half CTB L202
CH 4: DMX 91

89 Quarter CTB L203
CH 4: DMX 92

90 Full CTO L204
CH 4: DMX 93

91 Hald CTO L205
CH 4: DMX 94

92 Quarter CTO L206
CH 4: DMX 95

93 Full CTO + 3ND L207
CH 4: DMX 96

94 Full CTO + 6ND L208
CH 4: DMX 97

95 LCt Yellow L212
CH 4: DMX 98

96 White Flame Green L213
CH 4: DMX 99

97 Lee Fluorecent Green L219
CH 4: DMX 100

98 Super Correction LCT Yellow L230
CH 4: DMX 101

99 Super Correction WF Green L232
CH 4: DMX 102

100 HMi to Tungsten L236
CH 4: DMX 103

101 CID to Tungsten L237
CH 4: DMX 104

102 CSI to Tungsten L238
CH 4: DMX 105

103 Lee Fluorescent 5700K L241
CH 4: DMX 106

104 Lee Fluorescent 4300K L242
CH 4: DMX 107

105 Lee Fluorescent 3600K L243
CH 4: DMX 108

106 Lee Plus Green L244
CH 4: DMX 109

107 Half Plus Green L245
CH 4: DMX 110

108 Lee Minus Green L247
CH 4: DMX 111

109 Half Minus Greeb L248
CH 4: DMX 112

110 Quarter minus Green L249
CH 4: DMX 113

111 Three Quarter CTB281
CH 4: DMX 114

112 One and a half CTB L283
CH 4: DMX 115

113 Three Quarter CTO L285
CH 4: DMX 116

114 One ad a Half CTO L286
CH 4: DMX 117

115 Double CTO L287
CH 4: DMX 118

116 Soft Green L322
CH 4: DMX 119

117 Jade L323
CH 4: DMX 120

118 Forest Green L327
CH 4: DMX 121

119 Follies Pink L328
CH 4: DMX 122

120 Special Rose Pink L332
CH 4: DMX 123

121 Special Medium Lavender L343
CH 4: DMX 124

122 Fuchsia Pink L345
CH 4: DMX 125

123 Glacier Blue L352
CH 4: DMX 126

124 Lighter Blue L353
CH 4: DMX 127

125 Special Steel Blue L354
CH 4: DMX 128

126 Special Medium Blue L363
CH 4: DMX 129

127 Cornflower L366
CH 4: DMX 130

128 Full CT Straw L441
CH 4: DMX 131

129 Half CT Straw L442
CH 4: DMX 132

130 Eighth CT Straw L444
CH 4: DMX 133

131 Couble New Colour Blue L500
CH 4: DMX 134

132 New Colour Blue 501
CH 4: DMX 135

133 Half New Colour Blue L502
CH 4: DMX 136

134 Watentfront Green L504
CH 4: DMX 137

135 Sally Green L505
CH 4: DMX 138

136 Marlene L506
CH 4: DMX 139

137 Madge L507
CH 4: DMX 140

138 Midnight Maya L508
CH 4: DMX 141

139 Argent Blue L525
CH 4: DMX 142

140 ALD Gold L550
CH 4: DMX 143

141 Full CT Eight Five L604
CH 4: DMX 144

142 Industry Sodium L650
CH 4: DMX 145

143 Hi Sodium L651
CH 4: DMX 146

144 Urban Sodium L652
CH 4: DMX 147

145 Perfect Lavender L700
CH 4: DMX 148

146 Provence L701
CH 4: DMX 149

147 Special Pale lavender L702
CH 4: DMX 150

148 Cold Lavender L703
CH 4: DMX 151

149 Lily L704
CH 4: DMX 152

150 Kings Fals Lavender L706
CH 4: DMX 153

151 Cool Lavender L708
CH 4: DMX 154

152 Electric Lila L709
CH 4: DMX 155

153 Spir Special Blue L710
CH 4: DMX 156

154 Cold Blue L711
CH 4: DMX 157

155 Bedford Blue L712
CH 4: DMX 158

156 Elysian Blue L714
CH 4: DMX 159

157 Cabana blue L715
CH 4: DMX 160

158 Mikkel Blue L716
CH 4: DMX 161

159 Colour Wash Blue L719
CH 4: DMX 162

160 Berry Blue L721
CH 4: DMX 163

161 Bray Blue L722
CH 4: DMX 164

162 Virgin Blue L723
CH 4: DMX 165

163 Ocean Blue L724
CH 4: DMX 166

164 Old Steel Blue L725
CH 4: DMX 167

165 QFD Blue L727
CH 4: DMX 168

166 Steel Green L728
CH 4: DMX 169

167 Scuba Blue L729
CH 4: DMX 170

168 Twichenham Green L736
CH 4: DMX 171

169 JAS Green L738
CH 4: DMX 172

170 Bram Brown L742
CH 4: DMX 173

171 Dirty White L744
CH 4: DMX 174

172 Easy White L747
CH 4: DMX 175

173 Seedy Pink L748
CH 4: DMX 176

174 Wheat L763
CH 4: DMX 177

175 Sun colour Straw L764
CH 4: DMX 178

176 LEE Yellow L765
CH 4: DMX 179

177 Oklahoma Yellow L767
CH 4: DMX 180

178 Egg Yolk Yellow L768
CH 4: DMX 181

179 Burnt Yellow L770
CH 4: DMX 182

180 Rust L777
CH 4: DMX 183

181 Millenium Gold L778
CH 4: DMX 184

182 Bastard Pink L779
CH 4: DMX 185

183 AS Golden Amber L780
CH 4: DMX 186

184 Terry Red L781
CH 4: DMX 187

185 Morrocan Pink L790
CH 4: DMX 188

186 Vanity Fair L793
CH 4: DMX 189

187 Pretty 'n Pink L794
CH 4: DMX 190

188 Magical Magenta L795
CH 4: DMX 191

189 Special KH Lavender L799
CH 4: DMX 192–193

190 Black
CH 15: DMX 0–4

LED colors and the colors they mix

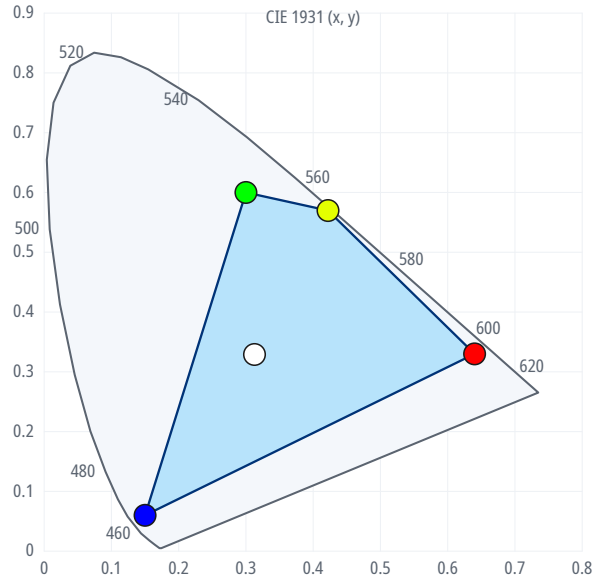

LED	x	y	nm
Red	0.640	0.330	626
Green	0.300	0.600	527
Blue	0.150	0.060	452
Lime	0.422	0.570	
White	0.313	0.329	

The shaded area holds the colors the LEDs can mix; the dots are the LED colors the GDTF file states.

Strobe rate

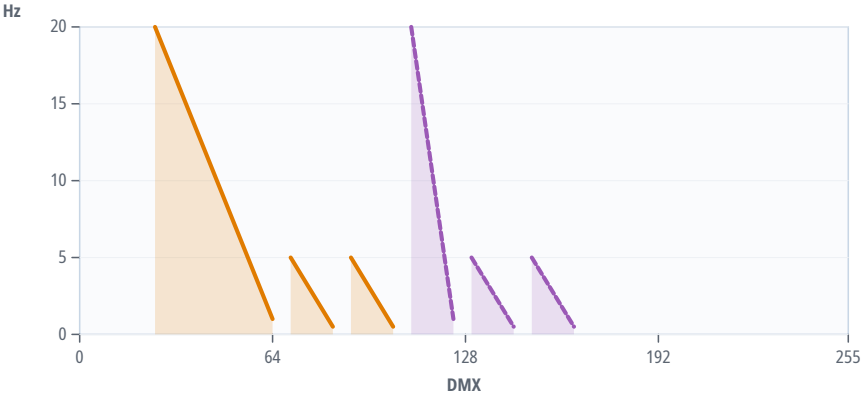

CH 2 · 16Ch Standard

- 25–64: 20–1 Hz
  Shutter1Strobe 2
- 70–84: 5–0.5 Hz
  Shutter1StrobePulseOpen 4
- 90–104: 5–0.5 Hz
  Shutter1StrobePulseClose 6
- 110–124: 20–1 Hz
  Shutter1StrobeRandom 8
- 130–144: 5–0.5 Hz
  Shutter1StrobeRandomPulseOpen 10
- 150–164: 5–0.5 Hz
  Shutter1StrobeRandomPulseClose 12

Cells (pixels)



8 cells where the GDTF file places them (seen from above), numbered by their first DMX channel (CH) in the mode “16Ch Standard”.

9 DMX channels

Units in one DMX universe

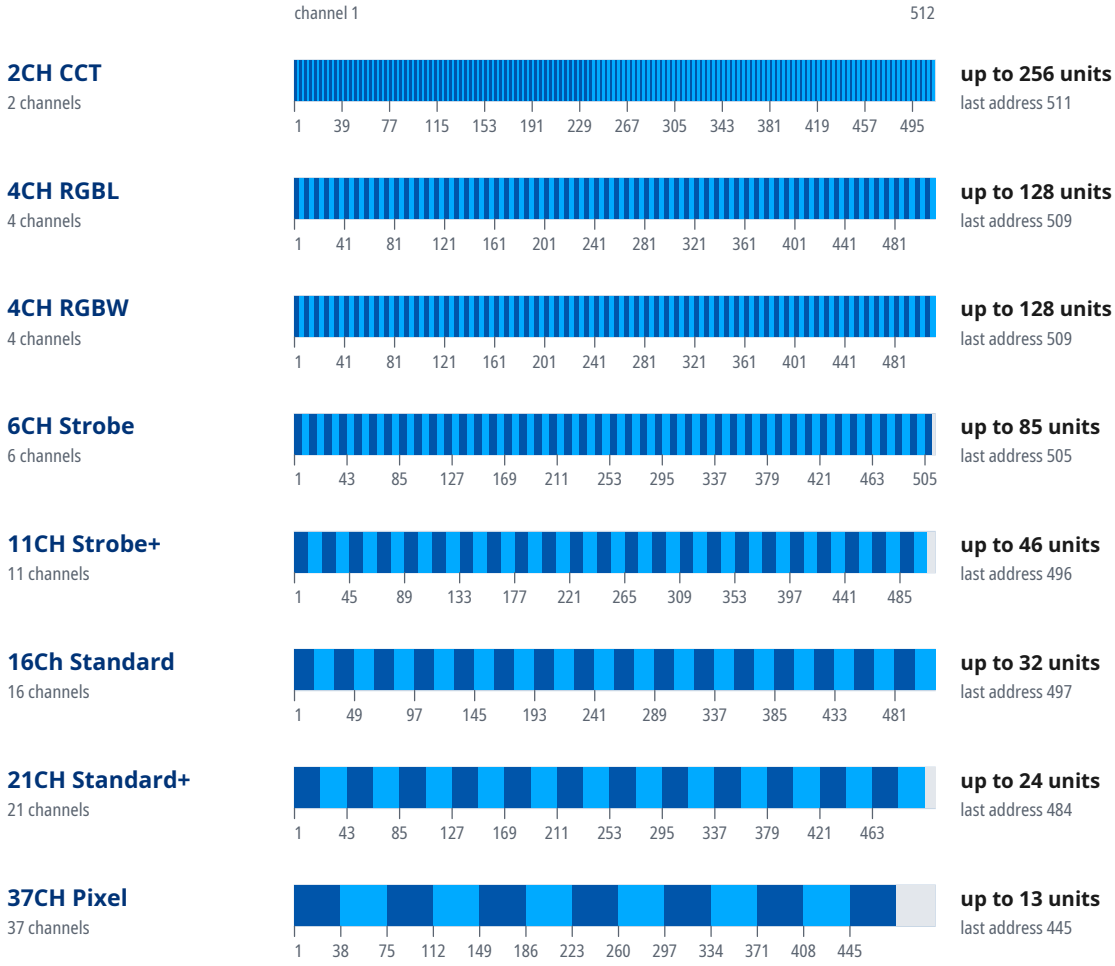

Start addresses of 20 units in the mode “37CH Pixel”

Unit	Start address	Unit	Start address	Unit	Start address	Unit	Start address
1	1	6	186	11	371	16	U2 · 75
2	38	7	223	12	408	17	U2 · 112
3	75	8	260	13	445	18	U2 · 149
4	112	9	297	14	U2 · 1	19	U2 · 186
5	149	10	334	15	U2 · 38	20	U2 · 223

Where a DMX universe is full, the next units continue in the next universe: “U2 · 1” is address 1 in the second universe, counted from the universe of the first unit.

Mode 2CH CCT

If the device receives DMX in this mode but gives no light, check these channels: CH 1 Dimmer above 254. The GDTF file gives these values for a console's Highlight function: CH 1 Dimmer 255, CH 2 CTO 255.

Channel functions at a glance

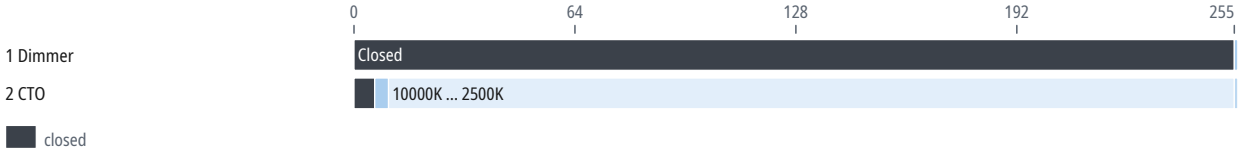

CH	Function	DMX	Description
1	Dimmer	0–254	Closed
		255	Open
2	CTO	0–5	CTO: Closed
		6–9	10000K
		10–254	10000K ... 2500K
		255	2500K

Mode 4CH RGBL

The GDTF file gives these values for a console's Highlight function: CH 1 Red 255, CH 2 Green 255, CH 3 Blue 255, CH 4 Lime 255.

Channel functions at a glance

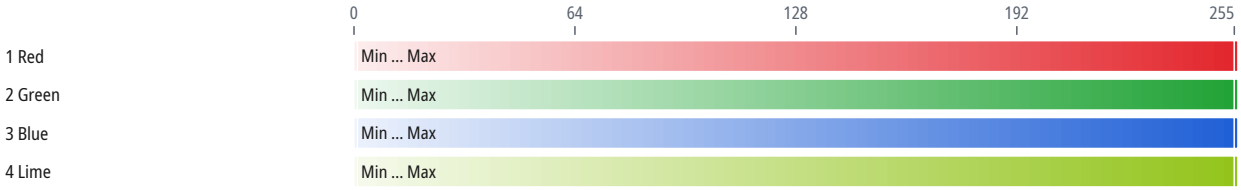

CH	Function	DMX	Description
1	Red		Color RGB_R 1
		0	Min
		1–254	Min ... Max
		255	Max
2	Green		Color RGB_G 1
		0	Min
		1–254	Min ... Max
		255	Max
3	Blue		Color RGB_B 1
		0	Min
		1–254	Min ... Max
		255	Max

CH	Function	DMX	Description
4	Lime		Color RGB_GY 1
		0	Min
		1–254	Min … Max
		255	Max

Mode 4CH RGBW

The GDTF file gives these values for a console's Highlight function: CH 1 Red 255, CH 2 Green 255, CH 3 Blue 255, CH 4 White 255.

Channel functions at a glance

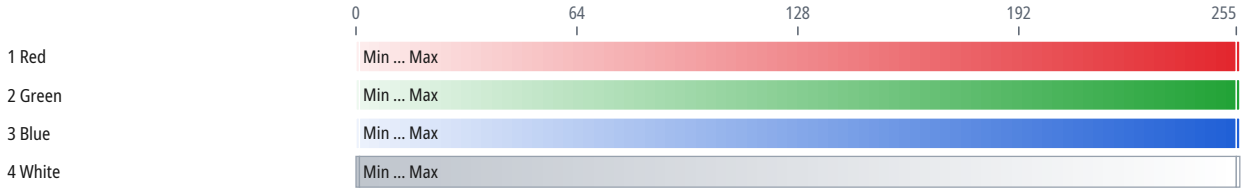

CH	Function	DMX	Description
1	Red		Same as CH 1 in the mode “4CH RGBL” (p. 13)
2	Green		Same as CH 2 in the mode “4CH RGBL” (p. 13)
3	Blue		Same as CH 3 in the mode “4CH RGBL” (p. 13)
4	White		Color RGB_W 1
		0	Min
		1–254	Min … Max
		255	Max

Mode 6CH Strobe

If the device receives DMX in this mode but gives no light, check these channels: CH 1 Dimmer above 0; CH 3 Strobe Speed at 0–5 “Open”; CH 4 Shutter at 0–24, 69, 89, 109, 129, 149, 169, 189, 209, 229 or 245–255 “Open”. The GDTF file gives these values for a console's Highlight function: CH 1 Dimmer 255, CH 3 Strobe Speed 0, CH 4 Shutter 0, CH 5 Colors 205, CH 6 CTO 255.

Channel functions at a glance

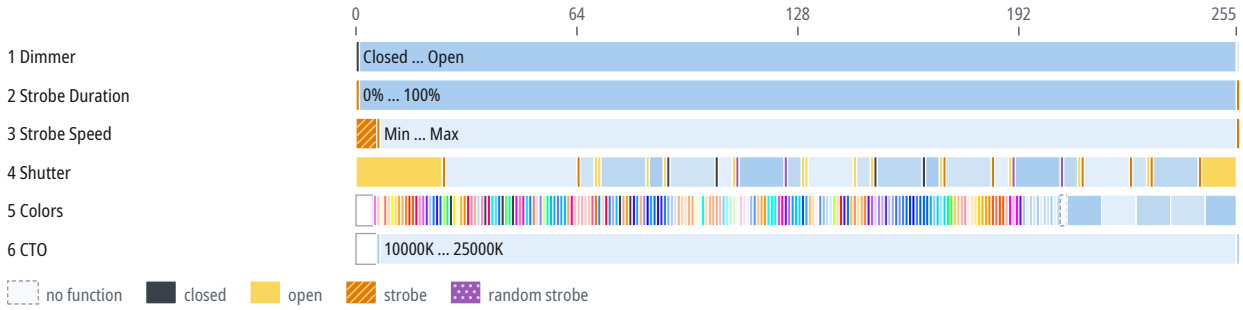

CH	Function	DMX	Description
1	Dimmer	0	Closed
		1–254	Closed ... Open
		255	Open
2	Strobe Duration	0	0%
		1–254	0% ... 100%
		255	100%
3	Strobe Speed	0–5	Open
		6	Min
		7–254	Min ... Max
		255	Max
4	Shutter	0–24	Shutter 1: Open
		25	Max Strobe
		26–63	Max Strobe ... Min strobe
		64	Min strobe
		65–68	Shutter 1 3
		69	Shutter 1: Open
		70	Pulse Open Max
		71–83	Pulse Open Max ... Pulse Open Min
		84	Pulse Open Min
		85–88	Shutter 1 5
		89	Shutter 1: Open
		90	Pulse Close Max
		91–103	Pulse Close Max ... Pulse Close Min
		104	Pulse Close Min
		105–108	Shutter 1 7
		109	Shutter 1: Open
		110	Random Max
		111–123	Random Max ... Random Min
		124	Random Min
		125–128	Shutter 1 9
		129	Shutter 1: Open
		130	Rnd Pulse Open Max
		131–143	Rnd Pulse Open Max ... Rnd Pulse Open Min
		144	Rnd Pulse Open Min
		145–148	Shutter 1 11
		149	Shutter 1: Open
		150	Rnd Pulse Close Max
		151–163	Rnd Pulse Close Max ... Rnd Pulse Close Min
		164	Rnd Pulse Close Min
		165–168	Shutter 1 13

CH	Function	DMX	Description
4	Shutter (continued)	169	Shutter 1: Open
		170	Burst Pulse Max
		171–183	Burst Pulse Max ... Burst Pulse Min
		184	Burst Pulse Min
		185–188	Shutter 1 15
		189	Shutter 1: Open
		190	Burst Rnd Max
		191–203	Burst Rnd Max ... Burst Rnd Min
		204	Burst Rnd Min
		205–208	Shutter 1 17
		209	Shutter 1: Open
		210	SineWave Max
		211–223	SineWave Max ... SineWave Min
		224	SineWave Min
		225–228	Shutter 1 19
		229	Shutter 1: Open
		230	Burst Max
		231–243	Burst Max ... Burst Min
		244	Burst Min
		245–255	Shutter 1: Open
5	Colors	0–4	ColorMix Activ
		5	RosaPink L002
		6	Medium Bastard Amber L004
		7	Pale Yellow L007
		8	Dank Salmon L008
		9	Pale Amber Gold L009
		10	Medium Yellow L010
		11	Straw Tint L013
		12	Deep Straw L015
		13	Surprice Peach L017
		14	Medium Amber L020
		15	Dank Amber L022
		16	Sunset Red L025
		17	Bright Red 026
		18	Medium Pink L036
		19	Rose Purple L048
		20	Lavender L058
		21	Pale Blue L063
		22	Sky Blue L068
		23	Tokio Blue L071
		24	Evening Blue L075

CH	Function	DMX	Description
5	Colors (continued)	25	Lime Green L088
		26	Moos Green L089
		27	Dark Yellow Green L090
		28	Yellow L101
		29	Straw L103
		30	Deep Amber L104
		31	Orange L105
		32	Primary Red L106
		33	Light Rose L107
		34	English Rose L108
		35	Light Salmon L109
		36	Middle Rose L110
		37	Dark Pink L111
		38	Magenta L113
		39	Peacock Blue L115
		40	Steel Blue L117
		41	Light Blue L118
		42	Dark Blue L119
		43	LEE Green L121
		44	Fern Green L122
		45	Dark Green L124
		46	Mauve L126
		47	Smokey Pink L127
		48	Brigh Pink L128
		49	Marine Blue L131
		50	Medium Blue L132
		51	Golden Amber L134
		52	Deep golden Amber L135
		53	Special Lavender L137
		54	Pale Green L138
		55	Primary Green L139
		56	Summer Blue L140
		57	Bright blue L141
		58	Pale Violet L142
		59	Pale Navy Blue L143
		60	No color Blue L144
		61	Apricot L147
		62	Bright Rose L148
		63	Gold Tint L151
		64	Pale Gold L152
		65	Pale Salmon L153

CH	Function	DMX	Description
5	Colors (continued)	66	Pale Rose L154
		67	Chocolate L156
		68	Pink L157
		69	Deep Orange L158
		70	Slate Blue L161
		71	Bastard Amber L162
		72	Flame Red L164
		73	Daylight Blue L165
		74	Deep Lavender L170
		75	Lagoon Blue L172
		76	Dark Steel Blue L174
		77	Loving Amber L176
		78	Chrome Amber L179
		79	Dark Lavender L180
		80	Congo Blue L181
		81	Moonlight blue L183
		82	Flesh Pink L192
		83	Surprice Pink L194
		84	Zenith Blue L195
		85	True Blue L196
		86	Alice Blue L197
		87	Palace Blue L198
		88	Regal Blue L199
		89	Double CTB L200
		90	Full CTB L201
		91	Half CTB L202
		92	Quarter CTB L203
		93	Full CTO L204
		94	Hald CTO L205
		95	Quarter CTO L206
		96	Full CTO + 3ND L207
		97	Full CTO + 6ND L208
		98	LCt Yellow L212
		99	White Flame Green L213
		100	Lee Fluorecent Green L219
		101	Super Correction LCT Yellow L230
		102	Super Correction WF Green L232
		103	HMi to Tungsten L236
		104	CID to Tungsten L237
		105	CSI to Tungsten L238
		106	Lee Fluorescent 5700K L241

CH	Function	DMX	Description
5	Colors (continued)	107	Lee Fluorescent 4300K L242
		108	Lee Fluorescent 3600K L243
		109	Lee Plus Green L244
		110	Half Plus Green L245
		111	Lee Minus Green L247
		112	Half Minus Greeb L248
		113	Quarter minus Green L249
		114	Three Quarter CTB281
		115	One and a half CTB L283
		116	Three Quarter CTO L285
		117	One ad a Half CTO L286
		118	Double CTO L287
		119	Soft Green L322
		120	Jade L323
		121	Forest Green L327
		122	Follies Pink L328
		123	Special Rose Pink L332
		124	Special Medium Lavender L343
		125	Fuchsia Pink L345
		126	Glacier Blue L352
		127	Lighter Blue L353
		128	Special Steel Blue L354
		129	Special Medium Blue L363
		130	Cornflower L366
		131	Full CT Straw L441
		132	Half CT Straw L442
		133	Eighth CT Straw L444
		134	Couble New Colour Blue L500
		135	New Colour Blue 501
		136	Half New Colour Blue L502
		137	Watentfront Green L504
		138	Sally Green L505
		139	Marlene L506
		140	Madge L507
		141	Midnight Maya L508
		142	Argent Blue L525
		143	ALD Gold L550
		144	Full CT Eight Five L604
		145	Industry Sodium L650
		146	Hi Sodium L651
		147	Urban Sodium L652
		148	Perfect Lavender L700

CH	Function	DMX	Description
5	Colors (continued)	149	Provence L701
		150	Special Pale lavender L702
		151	Cold Lavender L703
		152	Lily L704
		153	Kings Fals Lavender L706
		154	Cool Lavender L708
		155	Electric Lila L709
		156	Spir Special Blue L710
		157	Cold Blue L711
		158	Bedford Blue L712
		159	Elysian Blue L714
		160	Cabana blue L715
		161	Mikkel Blue L716
		162	Colour Wash Blue L719
		163	Berry Blue L721
		164	Bray Blue L722
		165	Virgin Blue L723
		166	Ocean Blue L724
		167	Old Steel Blue L725
		168	QFD Blue L727
		169	Steel Green L728
		170	Scuba Blue L729
		171	Twichenham Green L736
		172	JAS Green L738
		173	Bram Brown L742
		174	Dirty White L744
		175	Easy White L747
		176	Seedy Pink L748
		177	Wheat L763
		178	Sun colour Straw L764
		179	LEE Yellow L765
		180	Oklahoma Yellow L767
		181	Egg Yolk Yellow L768
		182	Burnt Yellow L770
		183	Rust L777
		184	Millenium Gold L778
		185	Bastard Pink L779
		186	AS Golden Amber L780
		187	Terry Red L781
		188	Morrocan Pink L790
		189	Vanity Fair L793
		190	Pretty 'n Pink L794

CH	Function	DMX	Description
5	Colors (continued)	191	Magical Magenta L795
		192	Special KH Lavender L799
		193	2500K
		194	2800K
		195	3200K
		196	4000K
		197	5000K
		198	5600K
		199	6000K
		200	7000K
		201	8000K
		202	9000K
		203	10000K
		204–205	No function
		206–215	Colour Rainbow 1
		216–225	Colour Rainbow 2
		226–235	Colour Rainbow 3
		236–245	Colour Rainbow 4
		246–255	Colour Rainbow 5
6	CTO	0–5	Color Wheel Activ
		6	10000K
		7–254	10000K ... 25000K
		255	25000K

Mode 11CH Strobe+

If the device receives DMX in this mode but gives no light, check these channels: CH 1 Dimmer above 0; CH 3 Strobe Speed at 0–5 “Open”; CH 4 Shutter at 0–24, 69, 89, 109, 129, 149, 169, 189, 209, 229 or 245–255 “Open”. The GDTF file gives these values for a console's Highlight function: CH 1 Dimmer 255, CH 5 Red 255, CH 6 Green 255, CH 7 Blue 255, CH 8 Lime 255, CH 9 CTO 255.

Channel functions at a glance

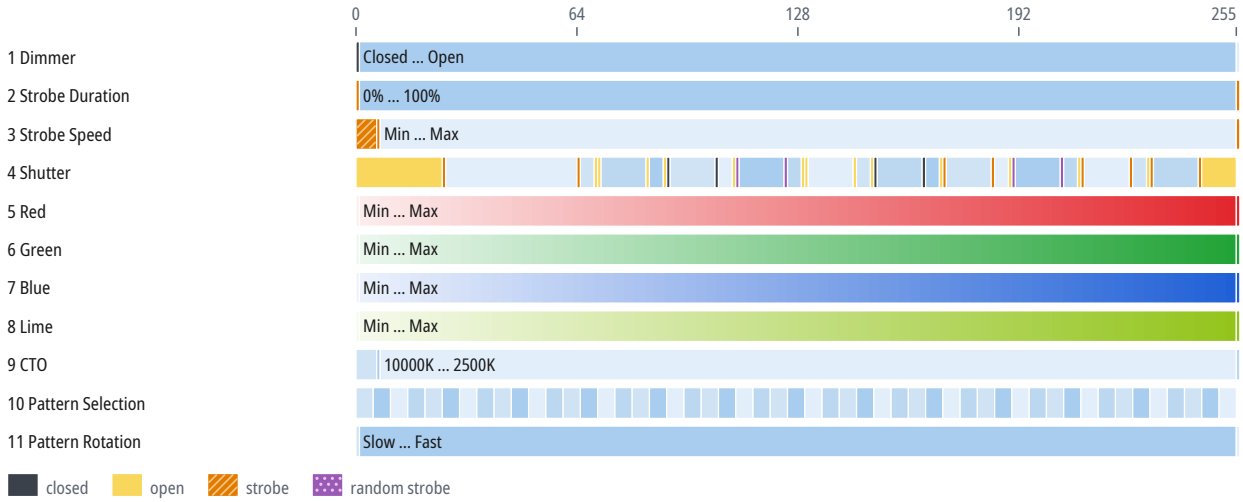

CH	Function	DMX	Description
1	Dimmer		Same as CH 1 in the mode “6CH Strobe” (p. 15)
2	Strobe Duration		Same as CH 2 in the mode “6CH Strobe” (p. 15)
3	Strobe Speed		Same as CH 3 in the mode “6CH Strobe” (p. 15)
4	Shutter		Same as CH 4 in the mode “6CH Strobe” (p. 15)
5	Red		Same as CH 1 in the mode “4CH RGBL” (p. 13)
6	Green		Same as CH 2 in the mode “4CH RGBL” (p. 13)
7	Blue		Same as CH 3 in the mode “4CH RGBL” (p. 13)
8	Lime		Same as CH 4 in the mode “4CH RGBL” (p. 14)
9	CTO	0–5	ColorMix Activ
		6	10000K
		7–254	10000K ... 2500K
		255	2500K
10	Pattern Selection	0–4	Pattern Selection 1
		5–9	Effect 1
		10–14	Effect 2
		15–19	Effect 3
		20–24	Effect 4
		25–29	Effect 5
		30–34	Effect 6
		35–39	Effect 7
		40–44	Effect 8
		45–49	Effect 9
		50–54	Effect 10

CH	Function	DMX	Description
10	Pattern Selection (continued)	55–59	Effect 11
		60–64	Effect 12
		65–69	Effect 13
		70–74	Effect 14
		75–79	Effect 15
		80–84	Effect 16
		85–89	Effect 17
		90–94	Effect 18
		95–99	Effect 19
		100–104	Effect 20
		105–109	Effect 21
		110–114	Effect 22
		115–119	Effect 23
		120–124	Effect 24
		125–129	Effect 25
		130–134	Effect 26
		135–139	Effect 27
		140–144	Effect 28
		145–149	Effect 29
		150–154	Effect 30
		155–159	Effect 31
		160–164	Effect 32
		165–169	Effect 33
		170–174	Effect 34
		175–179	Effect 35
		180–184	Effect 36
		185–189	Effect 37
		190–194	Effect 38
		195–199	Effect 39
		200–204	Effect 40
		205–209	Effect 41
		210–214	Effect 42
		215–219	Effect 43
		220–224	Effect 44
		225–229	Effect 45
		230–234	Effect 46
		235–239	Effect 47
		240–244	Effect 48
		245–249	Effect 49
		250–255	Effect 50

CH	Function	DMX	Description
11	Pattern Rotation	0	Slow
		1–254	Slow ... Fast
		255	Fast

Mode 16Ch Standard

If the device receives DMX in this mode but gives no light, check these channels: CH 1 Dimmer 1 above 0; CH 2 Shutter at 0–24, 69, 89, 109, 129, 149, 169, 189, 209, 229 or 245–255 “Open”; CH 16 Dimmer 2 above 0. The GDTF file gives these values for a console's Highlight function: CH 1 Dimmer 1 255, CH 2 Shutter 0, CH 4 Colors 1 205, CH 5 Red 255, CH 6 Green 255, CH 7 Blue 255, CH 8 Lime 255, CH 9 CTO 0, CH 15 Colors 2 205, CH 16 Dimmer 2 255.

Channel functions at a glance

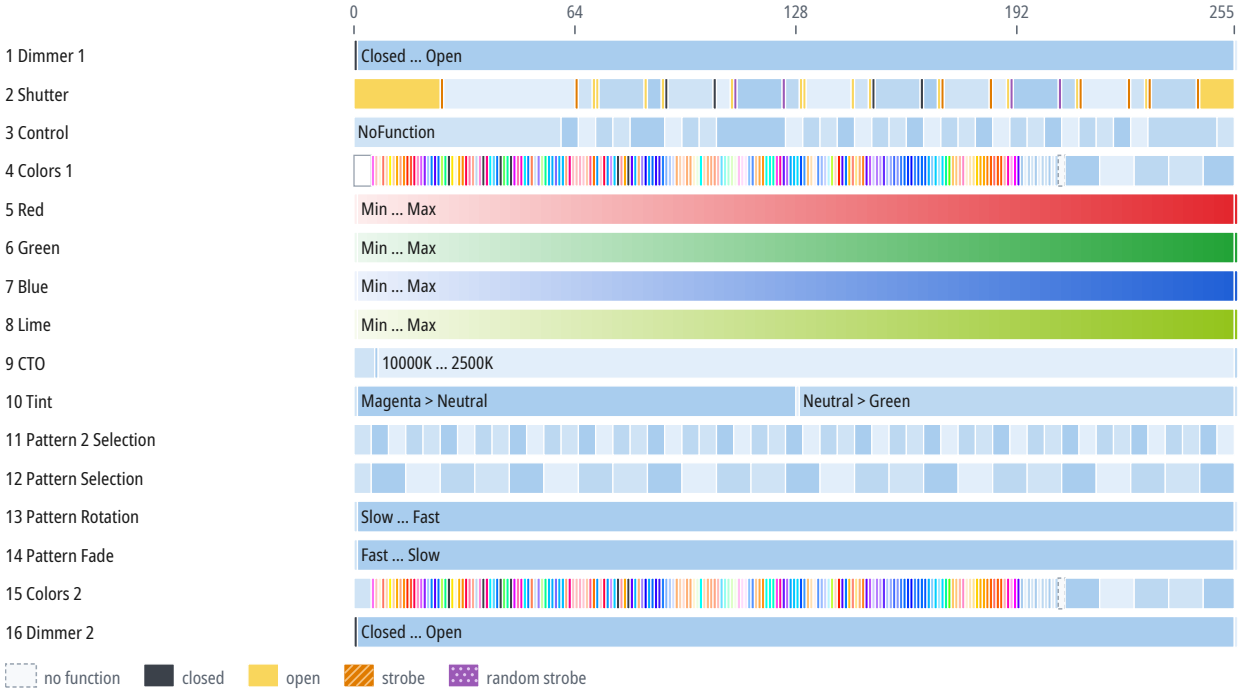

CH	Function	DMX	Description
1	Dimmer 1	0	Closed
		1–254	Closed ... Open
		255	Open
2	Shutter		Same as CH 4 in the mode “6CH Strobe” (p. 15)
3	Control	0–59	NoFunction
		60–64	Regulated (3sec)
		65–69	Full (3sec)
		70–74	Silent1 (3sec)
		75–79	Silent2 (3sec)
		80–89	Fan Mode 2
		90–94	Calibrated ON
		95–99	Calibrated ON ... Calibrated OFF

CH	Function	DMX	Description
3	Control (continued)	100–104	Calibrated OFF
		105–124	Color Mix Mode 3
		125–129	600Hz (2sec)
		130–134	1200Hz (2sec)
		135–139	4800Hz (2sec)
		140–144	10000Hz (2sec)
		145–149	25000Hz (2sec)
		150–154	LEDFrequency 4
		155–159	CRI High
		160–164	CRI High ... CRI Low
		165–169	CRI Low
		170–174	CRIMode 5
		175–179	W-DMX reset
		180–184	Wireless DMX 6
		185–189	Speed Normal (2sec)
		190–194	Speed Normal (2sec) ... Smooth1 (2sec)
		195–199	Smooth1 (2sec)
		200–204	Smooth2 (2sec)
		205–209	Smooth3 (2sec)
		210–214	Smooth4 (2sec)
		215–219	Dimmer Mode 7
		220–224	Alarm ON
		225–229	Alarm OFF
		230–249	Alarm 8
		250–255	Display ON (0sec)
4	Colors 1	0–4	ColorMix Activ
		5	RosaPink L002
		6	Medium Bastard Amber L004
		7	Pale Yellow L007
		8	Dank Salmon L008
		9	Pale Amber Gold L009
		10	Medium Yellow L010
		11	Straw Tint L013
		12	Deep Straw L015
		13	Surprice Peach L017
		14	Medium Amber L020
		15	Dank Amber L022
		16	Sunset Red L025
		17	Bright Red 026
		18	Medium Pink L036
		19	Rose Purple L048

CH	Function	DMX	Description
4	Colors 1 (continued)	20	Lavender L058
		21	Pale Blue L063
		22	Sky Blue L068
		23	Tokio Blue L071
		24	Evening Blue L075
		25	Lime Green L088
		26	Moos Green L089
		27	Dark Yellow Green L090
		28	Yellow L101
		29	Straw L103
		30	Deep Amber L104
		31	Orange L105
		32	Primary Red L106
		33	Light Rose L107
		34	English Rose L108
		35	Light Salmon L109
		36	Middle Rose L110
		37	Dark Pink L111
		38	Magenta L113
		39	Peacock Blue L115
		40	Steel Blue L117
		41	Light Blue L118
		42	Dark Blue L119
		43	LEE Green L121
		44	Fern Green L122
		45	Dark Green L124
		46	Mauve L126
		47	Smokey Pink L127
		48	Brigh Pink L128
		49	Marine Blue L131
		50	Medium Blue L132
		51	Golden Amber L134
		52	Deep golden Amber L135
		53	Special Lavender L137
		54	Pale Green L138
		55	Primary Green L139
		56	Summer Blue L140
		57	Bright blue L141
		58	Pale Violet L142
		59	Pale Navy Blue L143
		60	No color Blue L144

CH	Function	DMX	Description
4	Colors 1 (continued)	61	Apricot L147
		62	Bright Rose L148
		63	Gold Tint L151
		64	Pale Gold L152
		65	Pale Salmon L153
		66	Pale Rose L154
		67	Chocolate L156
		68	Pink L157
		69	Deep Orange L158
		70	Slate Blue L161
		71	Bastard Amber L162
		72	Flame Red L164
		73	Daylight Blue L165
		74	Deep Lavender L170
		75	Lagoon Blue L172
		76	Dark Steel Blue L174
		77	Loving Amber L176
		78	Chrome Amber L179
		79	Dark Lavender L180
		80	Congo Blue L181
		81	Moonlight blue L183
		82	Flesh Pink L192
		83	Surprice Pink L194
		84	Zenith Blue L195
		85	True Blue L196
		86	Alice Blue L197
		87	Palace Blue L198
		88	Regal Blue L199
		89	Double CTB L200
		90	Full CTB L201
		91	Half CTB L202
		92	Quarter CTB L203
		93	Full CTO L204
		94	Hald CTO L205
		95	Quarter CTO L206
		96	Full CTO + 3ND L207
		97	Full CTO + 6ND L208
		98	LCt Yellow L212
		99	White Flame Green L213
		100	Lee Fluorecent Green L219
		101	Super Correction LCT Yellow L230

CH	Function	DMX	Description
4	Colors 1 (continued)	102	Super Correction WF Green L232
		103	HMi to Tungsten L236
		104	CID to Tungsten L237
		105	CSI to Tungsten L238
		106	Lee Fluorescent 5700K L241
		107	Lee Fluorescent 4300K L242
		108	Lee Fluorescent 3600K L243
		109	Lee Plus Green L244
		110	Half Plus Green L245
		111	Lee Minus Green L247
		112	Half Minus Greeb L248
		113	Quarter minus Green L249
		114	Three Quarter CTB281
		115	One and a half CTB L283
		116	Three Quarter CTO L285
		117	One ad a Half CTO L286
		118	Double CTO L287
		119	Soft Green L322
		120	Jade L323
		121	Forest Green L327
		122	Follies Pink L328
		123	Special Rose Pink L332
		124	Special Medium Lavender L343
		125	Fuchsia Pink L345
		126	Glacier Blue L352
		127	Lighter Blue L353
		128	Special Steel Blue L354
		129	Special Medium Blue L363
		130	Cornflower L366
		131	Full CT Straw L441
		132	Half CT Straw L442
		133	Eighth CT Straw L444
		134	Couble New Colour Blue L500
		135	New Colour Blue 501
		136	Half New Colour Blue L502
		137	Watentfront Green L504
		138	Sally Green L505
		139	Marlene L506
		140	Madge L507
		141	Midnight Maya L508
		142	Argent Blue L525
		143	ALD Gold L550

CH	Function	DMX	Description
4	Colors 1 (continued)	144	Full CT Eight Five L604
		145	Industry Sodium L650
		146	Hi Sodium L651
		147	Urban Sodium L652
		148	Perfect Lavender L700
		149	Provence L701
		150	Special Pale lavender L702
		151	Cold Lavender L703
		152	Lily L704
		153	Kings Fals Lavender L706
		154	Cool Lavender L708
		155	Electric Lila L709
		156	Spir Special Blue L710
		157	Cold Blue L711
		158	Bedford Blue L712
		159	Elysian Blue L714
		160	Cabana blue L715
		161	Mikkel Blue L716
		162	Colour Wash Blue L719
		163	Berry Blue L721
		164	Bray Blue L722
		165	Virgin Blue L723
		166	Ocean Blue L724
		167	Old Steel Blue L725
		168	QFD Blue L727
		169	Steel Green L728
		170	Scuba Blue L729
		171	Twichenham Green L736
		172	JAS Green L738
		173	Bram Brown L742
		174	Dirty White L744
		175	Easy White L747
		176	Seedy Pink L748
		177	Wheat L763
		178	Sun colour Straw L764
		179	LEE Yellow L765
		180	Oklahoma Yellow L767
		181	Egg Yolk Yellow L768
		182	Burnt Yellow L770
		183	Rust L777
		184	Millenium Gold L778
		185	Bastard Pink L779

CH	Function	DMX	Description
4	Colors 1 (continued)	186	AS Golden Amber L780
		187	Terry Red L781
		188	Morrocan Pink L790
		189	Vanity Fair L793
		190	Pretty 'n Pink L794
		191	Magical Magenta L795
		192	Special KH Lavender L799
		193	2500K
		194	2800K
		195	3200K
		196	4000K
		197	5000K
		198	5600K
		199	6000K
		200	7000K
		201	8000K
		202	9000K
		203	10000K
		204–205	No function
		206–215	Colour Rainbow 1
		216–225	Colour Rainbow 2
		226–235	Colour Rainbow 3
		236–245	Colour Rainbow 4
		246–255	Colour Rainbow 5
5	Red		Same as CH 1 in the mode “4CH RGBL” (p. 13)
6	Green		Same as CH 2 in the mode “4CH RGBL” (p. 13)
7	Blue		Same as CH 3 in the mode “4CH RGBL” (p. 13)
8	Lime		Same as CH 4 in the mode “4CH RGBL” (p. 14)
9	CTO		Same as CH 9 in the mode “11CH Strobe+” (p. 22)
10	Tint	0	Magenta
		1–127	Magenta > Neutral
		128	Neutral
		129–254	Neutral > Green
		255	Green
11	Pattern 2 Selection	0–4	Open
		5–9	Pattern2 1
		10–14	Pattern2 2
		15–19	Pattern2 3
		20–24	Pattern2 4
		25–29	Pattern2 5
		30–34	Pattern2 6
		35–39	Pattern2 7

CH	Function	DMX	Description
11	Pattern 2 Selection (continued)	40–44	Pattern2 8
		45–49	Pattern2 9
		50–54	Pattern2 10
		55–59	Pattern2 11
		60–64	Pattern2 12
		65–69	Pattern2 13
		70–74	Pattern2 14
		75–79	Pattern2 15
		80–84	Pattern2 16
		85–89	Pattern2 17
		90–94	Pattern2 18
		95–99	Pattern2 19
		100–104	Pattern2 20
		105–109	Pattern2 21
		110–114	Pattern2 22
		115–119	Pattern2 23
		120–124	Pattern2 24
		125–129	Pattern2 25
		130–134	Pattern2 26
		135–139	Pattern2 27
		140–144	Pattern2 28
		145–149	Pattern2 29
		150–154	Pattern2 30
		155–159	Pattern2 31
		160–164	Pattern2 32
		165–169	Pattern2 33
		170–174	Pattern2 34
		175–179	Pattern2 35
		180–184	Pattern2 36
		185–189	Pattern2 37
		190–194	Pattern2 38
		195–199	Pattern2 39
		200–204	Pattern2 40
		205–209	Pattern2 41
		210–214	Pattern2 42
		215–219	Pattern2 43
		220–224	Pattern2 44
		225–229	Pattern2 45
		230–234	Pattern2 46
		235–239	Pattern2 47
		240–244	Pattern2 48
		245–249	Pattern2 49

CH	Function	DMX	Description
11	Pattern 2 Selection (continued)	250–255	Pattern2 50
12	Pattern Selection	0–4	Open
		5–14	Pattern1 1
		15–24	Pattern1 2
		25–34	Pattern1 3
		35–44	Pattern1 4
		45–54	Pattern1 5
		55–64	Pattern1 6
		65–74	Pattern1 7
		75–84	Pattern1 8
		85–94	Pattern1 9
		95–104	Pattern1 10
		105–114	Pattern1 11
		115–124	Pattern1 12
		125–134	Pattern1 13
		135–144	Pattern1 14
		145–154	Pattern1 15
		155–164	Pattern1 16
		165–174	Pattern1 17
		175–184	Pattern1 18
		185–194	Pattern1 19
		195–204	Pattern1 20
		205–214	Pattern1 21
		215–224	Pattern1 22
		225–234	Pattern1 23
		235–244	Pattern1 24
		245–255	Pattern1 25
13	Pattern Rotation		Same as CH 11 in the mode “11CH Strobe+” (p. 24)
14	Pattern Fade	0	Fast
		1–254	Fast ... Slow
		255	Slow
15	Colors 2	0–4	Black
		5	RosaPink L002
		6	Medium Bastard Amber L004
		7	Pale Yellow L007
		8	Dank Salmon L008
		9	Pale Amber Gold L009
		10	Medium Yellow L010
		11	Straw Tint L013
		12	Deep Straw L015
		13	Surprice Peach L017
		14	Medium Amber L020

CH	Function	DMX	Description
15	Colors 2 (continued)	15	Dank Amber L022
		16	Sunset Red L025
		17	Bright Red 026
		18	Medium Pink L036
		19	Rose Purple L048
		20	Lavender L058
		21	Pale Blue L063
		22	Sky Blue L068
		23	Tokio Blue L071
		24	Evening Blue L075
		25	Lime Green L088
		26	Moos Green L089
		27	Dark Yellow Green L090
		28	Yellow L101
		29	Straw L103
		30	Deep Amber L104
		31	Orange L105
		32	Primary Red L106
		33	Light Rose L107
		34	English Rose L108
		35	Light Salmon L109
		36	Middle Rose L110
		37	Dark Pink L111
		38	Magenta L113
		39	Peacock Blue L115
		40	Steel Blue L117
		41	Light Blue L118
		42	Dark Blue L119
		43	LEE Green L121
		44	Fern Green L122
		45	Dark Green L124
		46	Mauve L126
		47	Smokey Pink L127
		48	Brigh Pink L128
		49	Marine Blue L131
		50	Medium Blue L132
		51	Golden Amber L134
		52	Deep golden Amber L135
		53	Special Lavender L137
		54	Pale Green L138
		55	Primary Green L139
		56	Summer Blue L140

CH	Function	DMX	Description
15	Colors 2 (continued)	57	Bright blue L141
		58	Pale Violet L142
		59	Pale Navy Blue L143
		60	No color Blue L144
		61	Apricot L147
		62	Bright Rose L148
		63	Gold Tint L151
		64	Pale Gold L152
		65	Pale Salmon L153
		66	Pale Rose L154
		67	Chocolate L156
		68	Pink L157
		69	Deep Orange L158
		70	Slate Blue L161
		71	Bastard Amber L162
		72	Flame Red L164
		73	Daylight Blue L165
		74	Deep Lavender L170
		75	Lagoon Blue L172
		76	Dark Steel Blue L174
		77	Loving Amber L176
		78	Chrome Amber L179
		79	Dark Lavender L180
		80	Congo Blue L181
		81	Moonlight blue L183
		82	Flesh Pink L192
		83	Surprice Pink L194
		84	Zenith Blue L195
		85	True Blue L196
		86	Alice Blue L197
		87	Palace Blue L198
		88	Regal Blue L199
		89	Double CTB L200
		90	Full CTB L201
		91	Half CTB L202
		92	Quarter CTB L203
		93	Full CTO L204
		94	Hald CTO L205
		95	Quarter CTO L206
		96	Full CTO + 3ND L207
		97	Full CTO + 6ND L208
		98	LCt Yellow L212

CH	Function	DMX	Description
15	Colors 2 (continued)	99	White Flame Green L213
		100	Lee Fluorecent Green L219
		101	Super Correction LCT Yellow L230
		102	Super Correction WF Green L232
		103	HMi to Tungsten L236
		104	CID to Tungsten L237
		105	CSI to Tungsten L238
		106	Lee Fluorescent 5700K L241
		107	Lee Fluorescent 4300K L242
		108	Lee Fluorescent 3600K L243
		109	Lee Plus Green L244
		110	Half Plus Green L245
		111	Lee Minus Green L247
		112	Half Minus Greeb L248
		113	Quarter minus Green L249
		114	Three Quarter CTB281
		115	One and a half CTB L283
		116	Three Quarter CTO L285
		117	One ad a Half CTO L286
		118	Double CTO L287
		119	Soft Green L322
		120	Jade L323
		121	Forest Green L327
		122	Follies Pink L328
		123	Special Rose Pink L332
		124	Special Medium Lavender L343
		125	Fuchsia Pink L345
		126	Glacier Blue L352
		127	Lighter Blue L353
		128	Special Steel Blue L354
		129	Special Medium Blue L363
		130	Cornflower L366
		131	Full CT Straw L441
		132	Half CT Straw L442
		133	Eighth CT Straw L444
		134	Couble New Colour Blue L500
		135	New Colour Blue 501
		136	Half New Colour Blue L502
		137	Watentfront Green L504
		138	Sally Green L505
		139	Marlene L506
		140	Madge L507

CH	Function	DMX	Description
15	Colors 2 (continued)	141	Midnight Maya L508
		142	Argent Blue L525
		143	ALD Gold L550
		144	Full CT Eight Five L604
		145	Industry Sodium L650
		146	Hi Sodium L651
		147	Urban Sodium L652
		148	Perfect Lavender L700
		149	Provence L701
		150	Special Pale lavender L702
		151	Cold Lavender L703
		152	Lily L704
		153	Kings Fals Lavender L706
		154	Cool Lavender L708
		155	Electric Lila L709
		156	Spir Special Blue L710
		157	Cold Blue L711
		158	Bedford Blue L712
		159	Elysian Blue L714
		160	Cabana blue L715
		161	Mikkel Blue L716
		162	Colour Wash Blue L719
		163	Berry Blue L721
		164	Bray Blue L722
		165	Virgin Blue L723
		166	Ocean Blue L724
		167	Old Steel Blue L725
		168	QFD Blue L727
		169	Steel Green L728
		170	Scuba Blue L729
		171	Twichenham Green L736
		172	JAS Green L738
		173	Bram Brown L742
		174	Dirty White L744
		175	Easy White L747
		176	Seedy Pink L748
		177	Wheat L763
		178	Sun colour Straw L764
		179	LEE Yellow L765
		180	Oklahoma Yellow L767
		181	Egg Yolk Yellow L768
		182	Burnt Yellow L770

CH	Function	DMX	Description
15	Colors 2 (continued)	183	Rust L777
		184	Millenium Gold L778
		185	Bastard Pink L779
		186	AS Golden Amber L780
		187	Terry Red L781
		188	Morrocan Pink L790
		189	Vanity Fair L793
		190	Pretty 'n Pink L794
		191	Magical Magenta L795
		192	Special KH Lavender L799
		193	2500K
		194	2800K
		195	3200K
		196	4000K
		197	5000K
		198	5600K
		199	6000K
		200	7000K
		201	8000K
		202	9000K
		203	10000K
		204–205	No function
		206–215	Colour Rainbow 1
		216–225	Colour Rainbow 2
		226–235	Colour Rainbow 3
		236–245	Colour Rainbow 4
		246–255	Colour Rainbow 5
16	Dimmer 2	0	Closed
		1–254	Closed ... Open
		255	Open

Mode 21CH Standard+

16-bit parameters use two channels, coarse and fine: value = 256 × coarse value + fine value.

If the device receives DMX in this mode but gives no light, check these channels: CH 1 Dimmer 1 above 1; CH 3 Shutter at 0–24, 69, 89, 109, 129, 149, 169, 189, 209, 229 or 245–255 “Open”; CH 21 Dimmer 2 above 0. The GDTF file gives these values for a console's Highlight function: CH 1 Dimmer 1 255, CH 5 Colors 1 205, CH 6 Red 255, CH 8 Green 255, CH 10 Blue 255, CH 12 Lime 255, CH 14 CTO 255, CH 20 Colors 2 205, CH 21 Dimmer 2 255.

Channel functions at a glance

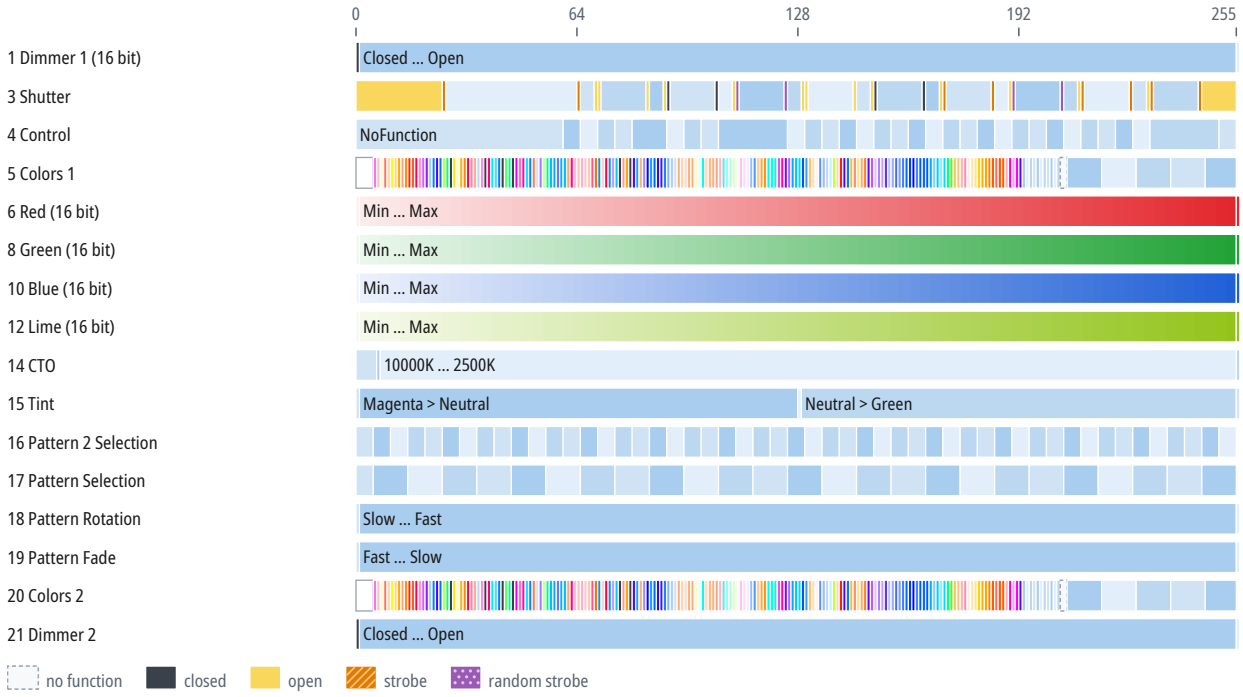

CH	Function	DMX	Description
1	Dimmer 1	0–1	Closed
		1–255	Closed ... Open
		255	Open
2	Dimmer 1 Fine	0–255	Fine adjustment of CH 1
3	Shutter		Same as CH 4 in the mode “6CH Strobe” (p. 15)
4	Control		Same as CH 3 in the mode “16Ch Standard” (p. 24)
5	Colors 1		Same as CH 4 in the mode “16Ch Standard” (p. 25)
6	Red		Color RGB_R 1
		0–1	Min
		1–255	Min ... Max
		255	Max
7	Red Fine	0–255	Fine adjustment of CH 6
8	Green		Color RGB_G 1
		0–1	Min
		1–255	Min ... Max
		255	Max

CH	Function	DMX	Description
9	Green Fine	0–255	Fine adjustment of CH 8
10	Blue		Color RGB_B 1
		0–1	Min
		1–255	Min ... Max
		255	Max
11	Blue Fine	0–255	Fine adjustment of CH 10
12	Lime		Color RGB_GY 1
		0–1	Min
		1–255	Min ... Max
		255	Max
13	Lime Fine	0–255	Fine adjustment of CH 12
14	CTO	0–5	ColorWheel1 Activ
		6	10000K
		7–254	10000K ... 2500K
		255	2500K
15	Tint		Same as CH 10 in the mode “16Ch Standard” (p. 30)
16	Pattern 2 Selection		Same as CH 11 in the mode “16Ch Standard” (p. 30)
17	Pattern Selection		Same as CH 12 in the mode “16Ch Standard” (p. 32)
18	Pattern Rotation		Same as CH 11 in the mode “11CH Strobe+” (p. 24)
19	Pattern Fade		Same as CH 14 in the mode “16Ch Standard” (p. 32)
20	Colors 2	0–4	ColorMix Activ
		5	RosaPink L002
		6	Medium Bastard Amber L004
		7	Pale Yellow L007
		8	Dank Salmon L008
		9	Pale Amber Gold L009
		10	Medium Yellow L010
		11	Straw Tint L013
		12	Deep Straw L015
		13	Surprice Peach L017
		14	Medium Amber L020
		15	Dank Amber L022
		16	Sunset Red L025
		17	Bright Red 026
		18	Medium Pink L036
		19	Rose Purple L048
		20	Lavender L058
		21	Pale Blue L063
		22	Sky Blue L068
		23	Tokio Blue L071
		24	Evening Blue L075

CH	Function	DMX	Description
20	Colors 2 (continued)	25	Lime Green L088
		26	Moos Green L089
		27	Dark Yellow Green L090
		28	Yellow L101
		29	Straw L103
		30	Deep Amber L104
		31	Orange L105
		32	Primary Red L106
		33	Light Rose L107
		34	English Rose L108
		35	Light Salmon L109
		36	Middle Rose L110
		37	Dark Pink L111
		38	Magenta L113
		39	Peacock Blue L115
		40	Steel Blue L117
		41	Light Blue L118
		42	Dark Blue L119
		43	LEE Green L121
		44	Fern Green L122
		45	Dark Green L124
		46	Mauve L126
		47	Smokey Pink L127
		48	Brigh Pink L128
		49	Marine Blue L131
		50	Medium Blue L132
		51	Golden Amber L134
		52	Deep golden Amber L135
		53	Special Lavender L137
		54	Pale Green L138
		55	Primary Green L139
		56	Summer Blue L140
		57	Bright blue L141
		58	Pale Violet L142
		59	Pale Navy Blue L143
		60	No color Blue L144
		61	Apricot L147
		62	Bright Rose L148
		63	Gold Tint L151
		64	Pale Gold L152
		65	Pale Salmon L153

CH	Function	DMX	Description
20	Colors 2 (continued)	66	Pale Rose L154
		67	Chocolate L156
		68	Pink L157
		69	Deep Orange L158
		70	Slate Blue L161
		71	Bastard Amber L162
		72	Flame Red L164
		73	Daylight Blue L165
		74	Deep Lavender L170
		75	Lagoon Blue L172
		76	Dark Steel Blue L174
		77	Loving Amber L176
		78	Chrome Amber L179
		79	Dark Lavender L180
		80	Congo Blue L181
		81	Moonlight blue L183
		82	Flesh Pink L192
		83	Surprice Pink L194
		84	Zenith Blue L195
		85	True Blue L196
		86	Alice Blue L197
		87	Palace Blue L198
		88	Regal Blue L199
		89	Double CTB L200
		90	Full CTB L201
		91	Half CTB L202
		92	Quarter CTB L203
		93	Full CTO L204
		94	Hald CTO L205
		95	Quarter CTO L206
		96	Full CTO + 3ND L207
		97	Full CTO + 6ND L208
		98	LCt Yellow L212
		99	White Flame Green L213
		100	Lee Fluorecent Green L219
		101	Super Correction LCT Yellow L230
		102	Super Correction WF Green L232
		103	HMi to Tungsten L236
		104	CID to Tungsten L237
		105	CSI to Tungsten L238
		106	Lee Fluorescent 5700K L241
		107	Lee Fluorescent 4300K L242

CH	Function	DMX	Description
20	Colors 2 (continued)	108	Lee Fluorescent 3600K L243
		109	Lee Plus Green L244
		110	Half Plus Green L245
		111	Lee Minus Green L247
		112	Half Minus Greeb L248
		113	Quarter minus Green L249
		114	Three Quarter CTB281
		115	One and a half CTB L283
		116	Three Quarter CTO L285
		117	One ad a Half CTO L286
		118	Double CTO L287
		119	Soft Green L322
		120	Jade L323
		121	Forest Green L327
		122	Follies Pink L328
		123	Special Rose Pink L332
		124	Special Medium Lavender L343
		125	Fuchsia Pink L345
		126	Glacier Blue L352
		127	Lighter Blue L353
		128	Special Steel Blue L354
		129	Special Medium Blue L363
		130	Cornflower L366
		131	Full CT Straw L441
		132	Half CT Straw L442
		133	Eighth CT Straw L444
		134	Couble New Colour Blue L500
		135	New Colour Blue 501
		136	Half New Colour Blue L502
		137	Watentfront Green L504
		138	Sally Green L505
		139	Marlene L506
		140	Madge L507
		141	Midnight Maya L508
		142	Argent Blue L525
		143	ALD Gold L550
		144	Full CT Eight Five L604
		145	Industry Sodium L650
		146	Hi Sodium L651
		147	Urban Sodium L652
		148	Perfect Lavender L700
		149	Provence L701

CH	Function	DMX	Description
20	Colors 2 (continued)	150	Special Pale lavender L702
		151	Cold Lavender L703
		152	Lily L704
		153	Kings Fals Lavender L706
		154	Cool Lavender L708
		155	Electric Lila L709
		156	Spir Special Blue L710
		157	Cold Blue L711
		158	Bedford Blue L712
		159	Elysian Blue L714
		160	Cabana blue L715
		161	Mikkel Blue L716
		162	Colour Wash Blue L719
		163	Berry Blue L721
		164	Bray Blue L722
		165	Virgin Blue L723
		166	Ocean Blue L724
		167	Old Steel Blue L725
		168	QFD Blue L727
		169	Steel Green L728
		170	Scuba Blue L729
		171	Twichenham Green L736
		172	JAS Green L738
		173	Bram Brown L742
		174	Dirty White L744
		175	Easy White L747
		176	Seedy Pink L748
		177	Wheat L763
		178	Sun colour Straw L764
		179	LEE Yellow L765
		180	Oklahoma Yellow L767
		181	Egg Yolk Yellow L768
		182	Burnt Yellow L770
		183	Rust L777
		184	Millenium Gold L778
		185	Bastard Pink L779
		186	AS Golden Amber L780
		187	Terry Red L781
		188	Morrocan Pink L790
		189	Vanity Fair L793
		190	Pretty 'n Pink L794
		191	Magical Magenta L795

CH	Function	DMX	Description
20	Colors 2 (continued)	192	Special KH Lavender L799
		193	2500K
		194	2800K
		195	3200K
		196	4000K
		197	5000K
		198	5600K
		199	6000K
		200	7000K
		201	8000K
		202	9000K
		203	10000K
		204–205	No function
		206–215	Colour Rainbow 1
		216–225	Colour Rainbow 2
		226–235	Colour Rainbow 3
		236–245	Colour Rainbow 4
		246–255	Colour Rainbow 5
21	Dimmer 2		Same as CH 16 in the mode “16Ch Standard” (p. 37)

Mode 37CH Pixel

If the device receives DMX in this mode but gives no light, check these channels: CH 1 Dimmer above 0; CH 3 Strobe Speed at 0–5 “Open”; CH 4 Shutter at 0–24, 69, 89, 109, 129, 149, 169, 189, 209, 229 or 245–255 “Open”. The GDTF file gives these values for a console's Highlight function: CH 1 Dimmer 255, CH 4 Shutter 0, CH 6 Red 255 (the same in each of the 8 cells), CH 7 Green 255 (the same in each of the 8 cells), CH 8 Blue 255 (the same in each of the 8 cells), CH 9 Lime 255 (the same in each of the 8 cells).

Channel functions at a glance

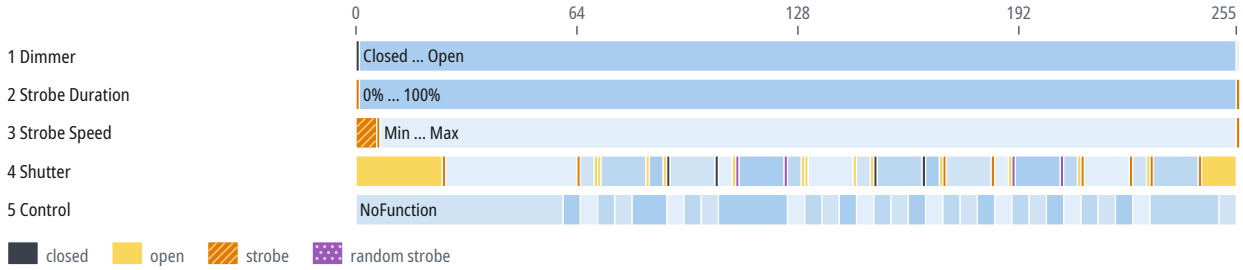

CH	Function	DMX	Description
1	Dimmer		Same as CH 1 in the mode “6CH Strobe” (p. 15)
2	Strobe Duration		Same as CH 2 in the mode “6CH Strobe” (p. 15)
3	Strobe Speed		Same as CH 3 in the mode “6CH Strobe” (p. 15)
4	Shutter		Same as CH 4 in the mode “6CH Strobe” (p. 15)
5	Control		Same as CH 3 in the mode “16Ch Standard” (p. 24)
6	Red 1		Color RGB_R 1
		0	Min
		1–254	Min ... Max
		255	Max
7	Green 1		Color RGB_G 1
		0	Min
		1–254	Min ... Max
		255	Max
8	Blue 1		Color RGB_B 1
		0	Min
		1–254	Min ... Max
		255	Max
9	Lime 1		Color RGB_GY 1
		0	Min
		1–254	Min ... Max
		255	Max

CH 6–37: 8 cells of 4 channels each. Every cell works as cell 1 in the table above (CH 6–9); the table below gives each cell's channel numbers.

Cell	Red	Green	Blue	Lime	Cell	Red	Green	Blue	Lime
1	6	7	8	9	2	10	11	12	13
3	14	15	16	17	4	18	19	20	21
5	22	23	24	25	6	26	27	28	29
7	30	31	32	33	8	34	35	36	37

10 Technical specifications

Parameter	Value
Light	
Light source	LED
Control	
DMX connection	5-pin XLR IN/OUT
RDM	yes (manufacturer ID 0x02E2, device model ID 0x61C8)
Electrical	
Power supply	100–240 V, 50/60 Hz
Power consumption	755 W
Power connectors	powerCON TRUE1 IN/OUT
Dimensions and construction	
Weight	13.5 kg
Operating environment	
Operating temperature	-20 to 40 °C

Speeds and ranges

Parameter	Value
Color temperature range	2500–10000 K
Strobe frequency	1–20 Hz

Spot diameter



Distance	Ø 80°
2 m	3.4 m
4 m	6.7 m
6 m	10.1 m
8 m	13.4 m
10 m	16.8 m
15 m	25.2 m

Spot diameter square to the beam axis, calculated from the beam angle.

11 Maintenance and cleaning

- Before cleaning and maintenance, switch the device off, disconnect it from the power supply and let it cool down.
- Clean the housing with a soft, dry or slightly damp cloth. Do not use solvents, abrasive cleaners or pressure washers, and make sure no liquid gets into the device.
- Clean optical parts (lenses, front glass), if the device has any, with a soft lint-free cloth and a cleaner intended for optics or glass.
- Regularly inspect the housing, cables, connectors and fixings. Have damaged parts replaced by a service center.
- How often to clean depends on the environment; dust, smoke and fog make the device dirty much faster.

12 Troubleshooting

Problem	Remedy
The device does not switch on	Check the supply voltage, the cables and the fuse, if the device has one.
The device does not respond to DMX	Check the start address, the selected DMX mode and whether it matches the profile in the controller, the cable connection to DMX IN, and the controller output (universe).
The device behaves erratically or flickers	Check the terminator at the end of the line, the condition and wiring of the cables (shield on pin 1 only), the number of devices on the line (32 at most), and that the line is not split without a splitter.
Only some devices on the line respond	Check the cable and connectors between the last working and the first non-working device, and make sure all devices on the line are switched on.
Devices respond to the wrong channels or affect each other	Check that the addresses do not overlap and that the DMX mode on the devices matches the patch in the controller.
The device or the connected load does not light up although it receives DMX	Check the values of the dimmer, shutter and strobe channels against the DMX channel table. For the DMX modes for which the sources state it, the chapter DMX channels gives under the mode's heading which channels must be open.

13 Disposal

The crossed-out wheeled bin symbol on the product, in the manual or on the packaging means that the product must not be disposed of with unsorted household waste at the end of its life.

Take the end-of-life equipment to a collection point, for example a municipal collection site or a retailer. Proper disposal enables materials to be recycled and helps prevent possible negative effects on the environment and human health.

Follow the regulations applicable in your country; in the Czech Republic, take-back is governed by Act No. 542/2020 Coll., on End-of-Life Products.

Recycle the packaging materials according to their type.