DMX REFERENCE

Pegasus work in progres

Pegasus

Elan Lighting



Manufacturer	Elan Lighting
GDTF file	Elan_Lighting_Pegasus_work_in_progres_105811.gdtf
GDTF revision	tomico29072025-04 · 2025-07-29
Generated	2026-11-24

Contents

1 About this manual 2
2 Quick reference 3
3 Safety instructions 4
4 Product description 5
5 Installation 5
6 Connections 5
7 Operation 6
8 Functions at a glance 6
9 DMX channels 8
Mode Standard Mode (62Ch) 9
Mode Easy Mode 43
Mode Simple Mode 57
Mode Pure Mode (118Ch) 58
Mode Pure Mode (221Ch) 16 bit 63
Mode Full Acces Mode (188Ch) 69
Mode Full Acces Mode 16 bits (291Ch) 78
10 Technical specifications 88
11 Maintenance and cleaning 88
12 Troubleshooting 89
13 Disposal 89

1 About this manual

This document describes the Pegasus by Elan Lighting. It was compiled from the GDTF file Elan_Lighting_Pegasus_work_in_progres_105811.gdtf from the GDTF-Share library.

File revision: “tomico29072025-04”.

The DMX modes, the channel functions and the technical data are given as the GDTF file states them. Installation, operation from the device's control panel, service and safety instructions are described in the manufacturer's original user manual, which takes precedence over this document.

This document was not issued or endorsed by Elan Lighting; product names and trademarks belong to their owners.

Safety notices are marked with signal words according to the severity of the hazard: DANGER – an imminent hazard that will result in death or serious injury; WARNING – a potential hazard that could result in death or serious injury; CAUTION – a potential hazard that could result in minor injury or property damage; NOTE – additional information for correct and safe use.

> **NOTE** This product is designed for stage and effect lighting. It is not suitable for household room illumination.

2 Quick reference

Parameter	Value
Power consumption	1,250 W
Weight	12.6 kg

DMX modes

Mode	Channels	Units in one universe	First start addresses
Standard Mode (62Ch)	62	8	1, 63, 125, 187, ...
Easy Mode	30	17	1, 31, 61, 91, ...
Simple Mode	15	34	1, 16, 31, 46, ...
Pure Mode (118Ch)	118	4	1, 119, 237, 355
Pure Mode (221Ch) 16 bit	221	2	1, 222
Full Acces Mode (188Ch)	188	2	1, 189
Full Acces Mode 16 bits (291Ch)	291	1	1

No light? Check these channels

- Standard Mode (62Ch): CH 3 Shutter 1 at 20–24 “Shutter Open” or 65–69, 85–89, 105–109, 125–129, 145–149, 165–169, 185–189, 205–209, 225–229, 245–255 “Open”; CH 11 Dimmer 3 above 0; CH 12 Shutter 2 at 20–24 “Shutter Open” or 65–69, 85–89, 105–109, 125–129, 145–149, 165–169, 185–189, 205–209, 225–229, 245–255 “Open”; CH 14 Pattern Dimmer 2 above 0; CH 20 Dimmer 4 above 0; CH 23 Pattern Dimmer 3 above 0; CH 29 Dimmer 5 above 0; CH 32 Pattern Dimmer 4 above 0; CH 45 Shutter 5 at 20–24 “Shutter Open” or 65–69, 85–89, 105–109, 125–129, 145–149, 165–169, 185–189, 205–209, 225–229, 245–255 “Open”
- Easy Mode: CH 3 Shutter 1 at 20–24 “Shutter Open” or 65–69, 85–89, 105–109, 125–129, 145–149, 165–169, 185–189, 205–209, 225–229, 245–255 “Open”; CH 14 Shutter 2 at 20–24 “Shutter Open” or 65–69, 85–89, 105–109, 125–129, 145–149, 165–169, 185–189, 205–209, 225–229, 245–255 “Open”
- Simple Mode: CH 6 Shutter 1 at 20–24 “Shutter Open” or 65–69, 85–89, 105–109, 125–129, 145–149, 165–169, 185–189, 205–209, 225–229, 245–255 “Open”; CH 9 Shutter 2 at 20–24 “Shutter Open” or 65–69, 85–89, 105–109, 125–129, 145–149, 165–169, 185–189, 205–209, 225–229, 245–255 “Open”
- Pure Mode (118Ch): CH 1 Dimmer 1 above 0; CH 4 Dimmer above 0 (the same in each of the 12 cells); CH 18 Dimmer above 0 (the same in each of the 12 cells); CH 32 Dimmer above 0 (the same in each of the 12 cells); CH 46 Dimmer above 0 (the same in each of the 12 cells)
- Pure Mode (221Ch) 16 bit: CH 1 Dimmer 1 above 0; CH 5 Dimmer above 0 (the same in each of the 12 cells); CH 31 Dimmer above 0 (the same in each of the 12 cells); CH 57 Dimmer above 0 (the same in each of the 12 cells); CH 83 Dimmer above 0 (the same in each of the 12 cells)
- Full Acces Mode (188Ch): CH 1 Dimmer above 0 (the same in each of the 13 cells); CH 16 Pattern Dimmer 1 above 0; CH 22 Dimmer above 0 (the same in each of the 12 cells); CH 36 Pattern Dimmer 2 above 0; CH 42 Dimmer above 0 (the same in each of the 12 cells); CH 56 Pattern Dimmer 3 above 0; CH 62 Dimmer above 0 (the same in each of the 12 cells); CH 76 Pattern Dimmer 4 above 0; CH 82 Pattern Dimmer 5 above 0; CH 90 Pattern Dimmer 6 above 0; CH 120 Pattern Dimmer 7 above 0; CH 150 Pattern Dimmer 8 above 0; CH 178 Pattern Dimmer 9 above 0
- Full Acces Mode 16 bits (291Ch): CH 1 Dimmer above 0 (the same in each of the 13 cells); CH 29 Pattern Dimmer 1 above 0; CH 35 Dimmer above 0 (the same in each of the 12 cells); CH 61 Pattern Dimmer 2 above 0; CH 67 Dimmer above 0 (the same in each of the 12 cells); CH 93 Pattern Dimmer 3 above 0; CH 99 Dimmer above 0 (the same in each of the 12 cells); CH 125 Pattern Dimmer 4 above 0; CH 131 Pattern Dimmer 5 above 0; CH 139 Pattern Dimmer 6 above 0; CH 188 Pattern Dimmer 7 above 0; CH 236 Pattern Dimmer 8 above 0; CH 281 Pattern Dimmer 9 above 0


Read the manual before use


Risk of electric shock


Do not stare into the light


Indoor use only

3 Safety instructions


Read the manual before use


Risk of electric shock


Do not stare into the light


Indoor use only

⚠ WARNING

- This device is intended for professional use. Installation, connection, setup and maintenance must be carried out only by suitably qualified persons who have read this manual.
- Use the device only for its intended purpose and as described in this manual.
- Do not open the housing and do not modify or tamper with the device. Refer all repairs to an authorized service center.
- Do not use the device if its housing, power or data cable, or a connector is damaged, if the device has been dropped, or if liquid or a foreign object has entered it. In such a case, have it checked by a service center.
- Disconnect the device from the power supply before cleaning, maintenance or any work on the connections.
- After moving the device from a cold to a warm environment, let it reach room temperature before switching it on to prevent condensation inside.
- The device is not a toy; keep it out of the reach of children.

⚠ WARNING

- Connect the device only to a properly installed mains outlet with a protective earth (ground) contact. The outlet or other means of disconnection must remain easily accessible.
- Power supply: 90–285 V, 50/60 Hz. Before connecting, make sure that the mains voltage matches this value and the value on the rating plate of the device.
- Do not connect the device to a dimmer or to a dimmed circuit.
- Use only the original power cable or a cable with identical ratings. Protect the cable from damage, do not run it over sharp edges, and never unplug it by pulling on the cable.
- When connecting several devices to one circuit, do not exceed its permitted load.
- Do not touch the device with wet hands.

⚠ WARNING

- This device is designed for indoor use only. Protect it from rain, splashing water, moisture and dust, and do not place containers with liquids on it.
- Do not operate the device in high humidity, near water, or where condensation can form on it.

> ⚠ **CAUTION**
> - This device emits intense light. Do not look directly into the light source or the beam at close range; doing so may damage your eyes.
> - Do not aim the beam at the eyes of people or animals at close range, and do not view the light source through optical instruments (binoculars, camera lenses).
> - Do not aim the beam at flammable or heat-sensitive materials at close range.

> ⚠ **CAUTION**
> - Strobe and fast flashing light effects can trigger epileptic seizures in susceptible people (photosensitive epilepsy) and can cause nausea or disorientation.
> - Inform the audience and performers in advance that strobe effects will be used, for example with a notice at the entrance, and do not use them longer than necessary.

4 Product description

Description in the GDTF file

“Strobo stack, con control de pixel. Multiples sistemas fisicos para poder ensablar diseñar con total soltura tu espectaculo.”

5 Installation

> ⚠ **WARNING**
> - Rigging must be carried out only by qualified persons in accordance with applicable regulations, in particular those for work at height.
> - The supporting structure and fixings must safely carry the weight of all suspended devices; verify their load capacity in advance.
> - Weight of the device: 12.6 kg.
> - Use suitable mounting hardware (for example truss clamps) and tighten all screw connections properly.
> - Always secure the suspended device against falling with a safety cable of adequate load capacity, routed through a fixed point of the device and around the supporting structure.
> - During installation and removal, keep people out of the area below the work position.
> - Regularly inspect the fixings and the safety cable for damage, corrosion and loosening.

6 Connections

- Use shielded cable designed for DMX512 with an impedance of 110 Ω. Ordinary microphone cable is not suitable for DMX, especially over longer distances.
- Connect the devices in a daisy chain: connect the DMX OUT of one device to the DMX IN of the next. Do not split the line with Y-cables or wire it in a star; the line may be split only with a DMX splitter.
- Connect the shield to pin 1 only. Do not connect the shield (ground) to the metal shell of the connector; this can cause short circuits or erratic behavior.
- XLR pin assignment: pin 1 – shield (ground), pin 2 – Data- (Data Complement), pin 3 – Data+ (Data True). On 5-pin connectors, pins 4 and 5 are not connected; a 5-pin connector can be connected to a 3-pin one with a cable adapter.
- Terminate the end of the line (for impedance matching): plug an XLR connector with a 120 Ω, ¼ W resistor between pins 2 and 3 into the DMX OUT of the last device. This reduces the risk of erratic

behavior.

- Connect no more than 32 devices to one DMX line. For more devices or longer runs, use a DMX splitter or booster.

DMX line

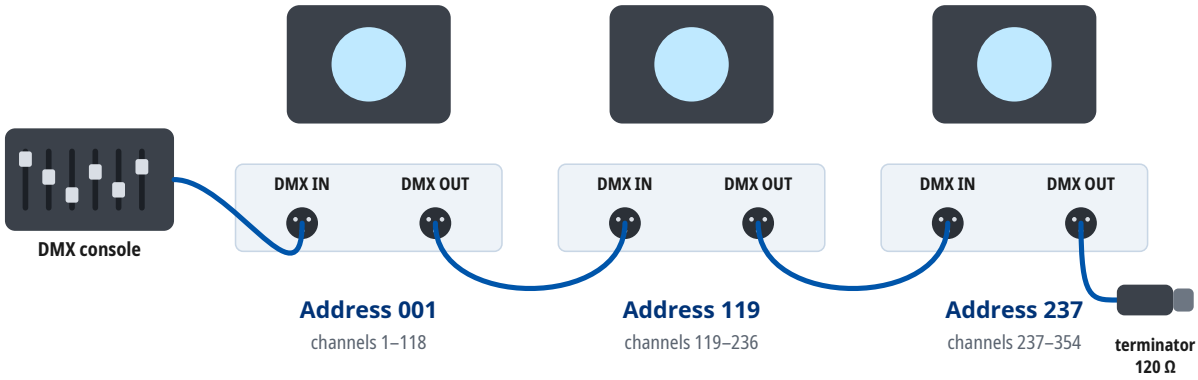

Mode Pure Mode (118Ch): every unit occupies 118 channels from its address. At most 32 units on one line; for more units or longer runs use a DMX splitter. A 120 Ω terminator closes the last DMX OUT.

7 Operation

Setting the DMX address

- The device occupies as many consecutive channels in the DMX universe as the selected DMX mode uses, starting at the set start address.
- Number of channels occupied in the DMX mode “Full Acces Mode 16 bits (291Ch)”: 291.
- Choose start addresses so that the channels of individual devices do not overlap and the last occupied channel does not exceed 512. Devices with the same start address and mode respond identically.
- The DMX mode set on the device must match the fixture profile (personality) used in the controller.

8 Functions at a glance

Functions in each DMX mode

	Standard Mode (62Ch) 62 channels	Easy Mode 30 channels	Simple Mode 15 channels	Pure Mode (118Ch) 118 channels	Pure Mode (221Ch) 16 bit 221 channels	Full Acces Mode (188Ch) 188 channels	Full Acces Mode 16 bits (291Ch) 291 channels
Dimmer	6 channels (1–44)	1, 2, 13	1, 5, 8	49 channels (1–57)	49 channels (1–105)	49 channels (1–73)	49 channels (1–121)
Dimmer resolution	8 bit	8 bit	8 bit	8 bit	16 bit	8 bit	16 bit
Shutter / strobe	10 channels (3–46)	3, 4, 14, 15	6, 7, 9, 10	14 channels (2–99)	14 channels (3–184)	14 channels (14–149)	14 channels (27–235)
Color mixing	47–49	16–18	11–13	60–77, 80–97, 100–117	54 channels (109–219)	100–117, 130–147,	54 channels (149–279)
Color temperature	50	19, 29	14				
Color wheel	51						
Effects / macros	51, 52						
Pixel control	✓			12 + 12 + 12 + 12 cells	12 + 12 + 12 + 12 cells	13 + 12 + 12 + 12 cells	13 + 12 + 12 + 12 cells

Color wheel



Cells (pixels)



12 cells where the GDTF file places them (seen from above), numbered by their first DMX channel (CH) in the mode “Full Acces Mode (188Ch) ”.

9 DMX channels

Units in one DMX universe

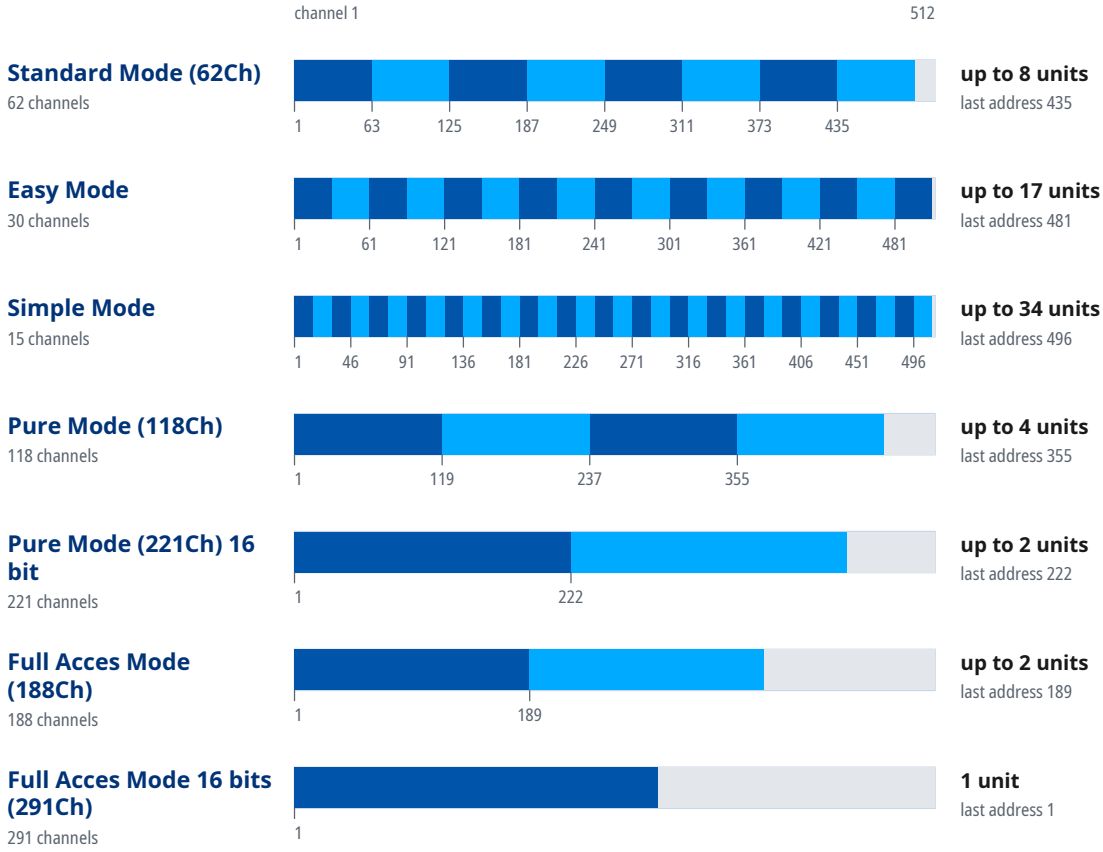

Start addresses of 20 units in the mode “Full Acces Mode 16 bits (291Ch)”

Unit	Start address	Unit	Start address	Unit	Start address	Unit	Start address
1	1	6	U6 · 1	11	U11 · 1	16	U16 · 1
2	U2 · 1	7	U7 · 1	12	U12 · 1	17	U17 · 1
3	U3 · 1	8	U8 · 1	13	U13 · 1	18	U18 · 1
4	U4 · 1	9	U9 · 1	14	U14 · 1	19	U19 · 1
5	U5 · 1	10	U10 · 1	15	U15 · 1	20	U20 · 1

Where a DMX universe is full, the next units continue in the next universe: “U2 · 1” is address 1 in the second universe, counted from the universe of the first unit.

Mode Standard Mode (62Ch)

If the device receives DMX in this mode but gives no light, check these channels: CH 3 Shutter 1 at 20–24 “Shutter Open” or 65–69, 85–89, 105–109, 125–129, 145–149, 165–169, 185–189, 205–209, 225–229, 245–255 “Open”; CH 11 Dimmer 3 above 0; CH 12 Shutter 2 at 20–24 “Shutter Open” or 65–69, 85–89, 105–109, 125–129, 145–149, 165–169, 185–189, 205–209, 225–229, 245–255 “Open”; CH 14 Pattern Dimmer 2 above 0; CH 20 Dimmer 4 above 0; CH 23 Pattern Dimmer 3 above 0; CH 29 Dimmer 5 above 0; CH 32 Pattern Dimmer 4 above 0; CH 45 Shutter 5 at 20–24 “Shutter Open” or 65–69, 85–89, 105–109, 125–129, 145–149, 165–169, 185–189, 205–209, 225–229, 245–255 “Open”. The GDTF file gives these values for a console's Highlight function: CH 1 Dimmer 1 255, CH 2 Dimmer 2 255, CH 44 Dimmer 6 255, CH 47 Red 255, CH 48 Green 255, CH 49 Blue 255.

Channel functions at a glance



Channel functions at a glance



CH	Function	DMX	Description
1	Dimmer 1	0	Min
		1–254	Min ... Max
		255	Max
2	Dimmer 2		Single Tube 1 Dimmer
		0	Min
		1–254	Min ... Max
		255	Max
3	Shutter 1	0–19	Shutter Close
		20–24	Shutter Open
		25	Fast Strobe (3–1 Hz)
		26–63	Fast Strobe ... Slow Strobe
		64	Slow Strobe

CH	Function	DMX	Description
3	Shutter 1 (continued)	65–69	Open
		70	Opening Pulse: Fast Pulse (3–1 Hz)
		71–83	Opening Pulse: Fast Pulse ... Slow Pulse
		84	Opening Pulse: Slow Pulse
		85–89	Open
		90	Closing Pulse: Fast Pulse (3–1 Hz)
		91–103	Closing Pulse: Fast Pulse ... Slow Pulse
		104	Closing Pulse: Slow Pulse
		105–109	Open
		110	Random Strobe: Fast Strobe (3–1 Hz)
		111–123	Random Strobe: Fast Strobe ... Slow Strobe
		124	Random Strobe: Slow Strobe
		125–129	Open
		130	Random Opening Pulse: Fast Pulse (3–1 Hz)
		131–143	Random Opening Pulse: Fast Pulse ... Slow Pulse
		144	Random Opening Pulse: Slow Pulse
		145–149	Open
		150	Random Closing Pulse: Fast Pulse (3–1 Hz)
		151–163	Random Closing Pulse: Fast Pulse ... Slow Pulse
		164	Random Closing Pulse: Slow Pulse
		165–169	Open
		170	Burst Pulse: Fast Pulse (3–1 Hz)
		171–183	Burst Pulse: Fast Pulse ... Slow Pulse
		184	Burst Pulse: Slow Pulse
		185–189	Open
		190	Random Burst Pulse: Fast Pulse (3–1 Hz)
		191–203	Random Burst Pulse: Fast Pulse ... Slow Pulse
		204	Random Burst Pulse: Slow Pulse
		205–209	Open
		210	Fast Sin Wave (3–1 Hz)
		211–223	Fast Sin Wave ... Slow Sin Wave
		224	Slow Sin Wave
		225–229	Open
		230	Fast Burst
		231–243	Fast Burst ... Slow Burst
		244	Slow Burst
		245–255	Open
4	Strobe Duration 1		Strobe Duration 2
		0–255	
5	Pattern Dimmer 1	0	Min
		1–254	Min ... Max
		255	Max

CH	Function	DMX	Description
6	Tube Pattern Selection 1	0–5	Full On
		6	Move 1 - 1
		7	Move 1 - 2
		8	Move 1 - 3
		9	Move 1 - 4
		10	Move 1 - 5
		11	Move 1 - 6
		12	Move 1 - 7
		13	Move 1 - 8
		14	Move 1 - 9
		15	Move 1 - 10
		16	Move 1 - 11
		17	Move 1 - 12
		18	Move 2 - 1
		19	Move 2 - 2
		20	Move 2 - 3
		21	Move 2 - 4
		22	Move 2 - 5
		23	Move 2 - 6
		24	Move 2 - 7
		25	Move 2 - 8
		26	Move 2 - 9
		27	Move 2 - 10
		28	Move 2 - 11
		29	Move 3 - 1
		30	Move 3 - 2
		31	Move 3 - 3
		32	Move 3 - 4
		33	Move 3 - 5
		34	Move 3 - 6
		35	Move 3 - 7
		36	Move 3 - 8
		37	Move 3 - 9
		38	Move 3 - 10
		39	Move 4 - 1
		40	Move 4 - 2
		41	Move 4 - 3
		42	Move 4 - 4
		43	Move 4 - 5
		44	Move 4 - 6
		45	Move 4 - 7
		46	Move 4 - 8

CH	Function	DMX	Description
6	Tube Pattern Selection 1 (continued)	47	Move 4 - 9
		48	Move 5 - 1
		49	Move 5 - 2
		50	Move 5 - 3
		51	Move 5 - 4
		52	Move 5 - 5
		53	Move 5 - 6
		54	Move 5 - 7
		55	Move 5 - 8
		56	Move 6 - 1
		57	Move 6 - 2
		58	Move 6 - 3
		59	Move 6 - 4
		60	Move 6 - 5
		61	Move 6 - 6
		62	Move 6 - 7
		63	Move 7 - 1
		64	Move 7 - 2
		65	Move 7 - 3
		66	Move 7 - 4
		67	Move 7 - 5
		68	Move 7 - 6
		69	Move 8 - 1
		70	Move 8 - 2
		71	Move 8 - 3
		72	Move 8 - 4
		73	Move 8 - 5
		74	Move 9 - 1
		75	Move 9 - 2
		76	Move 9 - 3
		77	Move 9 - 4
		78	Move 10 - 1
		79	Move 10 - 2
		80	Move 10 - 3
		81	Move 11 - 1
		82	Move 11 - 2
		83	2Blocks 1/1 - 1
		84	2Blocks 1/1 - 2
		85	2Blocks 1/1 - 3
		86	2Blocks 1/1 - 4
		87	2Blocks 1/1 - 5
		88	2Blocks 1/1 - 6

CH	Function	DMX	Description
6	Tube Pattern Selection 1 (continued)	89	2Blocks 1/1 - 7
		90	2Blocks 1/1 - 8
		91	2Blocks 1/1 - 9
		92	2Blocks 1/1 - 10
		93	2Blocks 1/2 - 1
		94	2Blocks 1/2 - 2
		95	2Blocks 1/2 - 3
		96	2Blocks 1/2 - 4
		97	2Blocks 1/2 - 5
		98	2Blocks 1/2 - 6
		99	2Blocks 1/2 - 7
		100	2Blocks 1/2 - 8
		101	2Blocks 1/2 - 9
		102	2Blocks 1/3 - 1
		103	2Blocks 1/3 - 2
		104	2Blocks 1/3 - 3
		105	2Blocks 1/3 - 4
		106	2Blocks 1/3 - 5
		107	2Blocks 1/3 - 6
		108	2Blocks 1/3 - 7
		109	2Blocks 1/3 - 8
		110	2Blocks 1/4 - 1
		111	2Blocks 1/4 - 2
		112	2Blocks 1/4 - 3
		113	2Blocks 1/4 - 4
		114	2Blocks 1/4 - 5
		115	2Blocks 1/4 - 6
		116	2Blocks 1/4 - 7
		117	2Blocks 2/1 - 1
		118	2Blocks 2/1 - 2
		119	2Blocks 2/1 - 3
		120	2Blocks 2/1 - 4
		121	2Blocks 2/1 - 5
		122	2Blocks 2/1 - 6
		123	2Blocks 2/1 - 7
		124	2Blocks 2/1 - 8
		125	2Blocks 2/2 - 1
		126	2Blocks 2/2 - 2
		127	2Blocks 2/2 - 3
		128	2Blocks 2/2 - 4
		129	2Blocks 2/2 - 5
		130	2Blocks 2/2 - 6

CH	Function	DMX	Description
6	Tube Pattern Selection 1 (continued)	131	2Blocks 2/2 - 7
		132	2Blocks 2/3 - 1
		133	2Blocks 2/3 - 2
		134	2Blocks 2/3 - 3
		135	2Blocks 2/3 - 4
		136	2Blocks 2/3 - 5
		137	2Blocks 2/3 - 6
		138	2Blocks 2/4 - 1
		139	2Blocks 2/4 - 2
		140	2Blocks 2/4 - 3
		141	2Blocks 2/4 - 4
		142	2Blocks 2/4 - 5
		143	2Blocks 3/1 - 1
		144	2Blocks 3/1 - 2
		145	2Blocks 3/1 - 3
		146	2Blocks 3/1 - 4
		147	2Blocks 3/1 - 5
		148	2Blocks 3/1 - 6
		149	2Blocks 3/2 - 1
		150	2Blocks 3/2 - 2
		151	2Blocks 3/2 - 3
		152	2Blocks 3/2 - 4
		153	2Blocks 3/2 - 5
		154	2Blocks 3/3 - 1
		155	2Blocks 3/3 - 2
		156	2Blocks 3/3 - 3
		157	2Blocks 3/3 - 4
		158	3Blocks 1/1 - 1
		159	3Blocks 1/1 - 2
		160	3Blocks 1/1 - 3
		161	3Blocks 1/1 - 4
		162	3Blocks 1/1 - 5
		163	3Blocks 1/1 - 6
		164	3Blocks 1/1 - 7
		165	3Blocks 1/1 - 8
		166	3Blocks 1/2 - 1
		167	3Blocks 1/2 - 2
		168	3Blocks 1/2 - 3
		169	3Blocks 1/2 - 4
		170	3Blocks 1/2 - 5
		171	3Blocks 1/2 - 6
		172	3Blocks 1/3 - 1

CH	Function	DMX	Description
6	Tube Pattern Selection 1 (continued)	173	3Blocks 1/3 - 2
		174	3Blocks 1/3 - 3
		175	3Blocks 1/3 - 4
		176	3Blocks 1/4 - 1
		177	3Blocks 1/4 - 2
		178	3Blocks 2/1 - 1
		179	3Blocks 2/1 - 2
		180	3Blocks 2/1 - 3
		181	3Blocks 2/1 - 4
		182	3Blocks 2/1 - 5
		183	3Blocks 2/2 - 1
		184	3Blocks 2/2 - 2
		185	3Blocks 2/2 - 3
		186	3Blocks 3/1 - 1
		187	3Blocks 3/1 - 2
		188	4Blocks 1/1 - 1
		189	4Blocks 1/1 - 2
		190	4Blocks 1/1 - 3
		191	4Blocks 1/1 - 4
		192	4Blocks 1/1 - 5
		193	4Blocks 1/1 - 6
		194	4Blocks 1/2 - 1
		195	4Blocks 1/2 - 2
		196	4Blocks 1/2 - 3
		197	4Blocks 2/1 - 1
		198	4Blocks 2/1 - 2
		199	5Blocks 1/1 - 1
		200	5Blocks 1/1 - 2
		201	5Blocks 1/1 - 3
		202	5Blocks 1/1 - 4
		203	6Blocks 1/1 - 1
		204	6Blocks 1/1 - 2
		205	Join 1 - 1
		206	Join 1 - 2
		207	Join 1 - 3
		208	Join 1 - 4
		209	Join 1 - 5
		210	Join 1 - 6
		211	Join 2 - 1
		212	Join 2 - 2
		213	Join 2 - 3
		214	Join 2 - 4

CH	Function	DMX	Description
6	Tube Pattern Selection 1 (continued)	215	Join 2 - 5
		216	Join 2 - 6
		217	Join 3 - 1
		218	Join 3 - 2
		219	Join 3 - 3
		220	Join 3 - 4
		221	Join 4 - 1
		222	Join 4 - 2
		223	Join 4 - 3
		224	Switch 4 - 1
		225	Switch 4 - 2
		226–231	Fill Out - 1...6
		232–237	Fill In - 1...6
		238	Join 4/1 - 1
		239	Join 4/1 - 2
		240	Join 4/1 - 3
		241	Join 4/1 - 4
		242	Join 4/1 - 5
		243	Join 4/2 - 1
		244	Join 4/2 - 2
		245	Join 4/2 - 3
		246	Join 4/2 - 4
		247	Join 4/2 - 5
		248–255	Full Off
7	Pattern Selection X-fade 1	0–5	No Function
		6–255	1...250s
8	Pattern Speed 1	0–5	No Function
		6	Left to Right: Fast
		7–123	Left to Right: Fast ... Slow
		124	Left to Right: Slow
		125–130	No Function
		131	Right to Left: Slow
		132–248	Right to Left: Slow ... Fast
		249	Right to Left: Fast
		250–255	No Function
9	Pattern X-fade 1	0–5	Snap from Cell to Cell
		6	Short Fade
		7–254	Short Fade ... Long Fade
		255	Long Fade
10	Pattern Space 1	0–41	1-Segment Space
		42–84	2-Segment Spaces
		85–127	3-Segment Spaces

CH	Function	DMX	Description
10	Pattern Space 1 (continued)	128–170	4-Segment Spaces
		171–213	5-Segment Spaces
		214–255	6-Segment Spaces
11	Dimmer 3	0–255	
12	Shutter 2	0–19	Shutter Close
		20–24	Shutter Open
		25	Fast Strobe (3–1 Hz)
		26–63	Fast Strobe ... Slow Strobe
		64	Slow Strobe
		65–69	Open
		70	Opening Pulse: Fast Pulse (3–1 Hz)
		71–83	Opening Pulse: Fast Pulse ... Slow Pulse
		84	Opening Pulse: Slow Pulse
		85–89	Open
		90	Closing Pulse: Fast Pulse (3–1 Hz)
		91–103	Closing Pulse: Fast Pulse ... Slow Pulse
		104	Closing Pulse: Slow Pulse
		105–109	Open
		110	Random Strobe: Fast Strobe (3–1 Hz)
		111–123	Random Strobe: Fast Strobe ... Slow Strobe
		124	Random Strobe: Slow Strobe
		125–129	Open
		130	Random Opening Pulse: Fast Pulse (3–1 Hz)
		131–143	Random Opening Pulse: Fast Pulse ... Slow Pulse
		144	Random Opening Pulse: Slow Pulse
		145–149	Open
		150	Random Closing Pulse: Fast Pulse (3–1 Hz)
		151–163	Random Closing Pulse: Fast Pulse ... Slow Pulse
		164	Random Closing Pulse: Slow Pulse
		165–169	Open
		170	Burst Pulse: Fast Pulse (3–1 Hz)
		171–183	Burst Pulse: Fast Pulse ... Slow Pulse
		184	Burst Pulse: Slow Pulse
		185–189	Open
		190	Random Burst Pulse: Fast Pulse (3–1 Hz)
		191–203	Random Burst Pulse: Fast Pulse ... Slow Pulse
		204	Random Burst Pulse: Slow Pulse
		205–209	Open
		210	Fast Sin Wave (3–1 Hz)
		211–223	Fast Sin Wave ... Slow Sin Wave
		224	Slow Sin Wave
		225–229	Open

CH	Function	DMX	Description
12	Shutter 2 (continued)	230	Fast Burst
		231–243	Fast Burst ... Slow Burst
		244	Slow Burst
		245–255	Open
13	Strobe Duration 2	0–255	
14	Pattern Dimmer 2	0–255	
15	Tube Pattern Selection 2	0–255	
16	Pattern Selection X-fade 2	0–255	
17	Pattern Speed 2	0–255	
18	Pattern X-fade 2	0–255	
19	Pattern Space 2	0–255	
20	Dimmer 4	0–255	
21	Shutter 3	0–255	
22	Strobe Duration 3	0–255	
23	Pattern Dimmer 3	0–255	
24	Tube Pattern Selection 3	0–5	Full On
		6	Move 1 - 1
		7	Move 1 - 2
		8	Move 1 - 3
		9	Move 1 - 4
		10	Move 1 - 5
		11	Move 1 - 6
		12	Move 1 - 7
		13	Move 1 - 8
		14	Move 1 - 9
		15	Move 1 - 10
		16	Move 1 - 11
		17	Move 1 - 12
		18	Move 2 - 1
		19	Move 2 - 2
		20	Move 2 - 3
		21	Move 2 - 4
		22	Move 2 - 5
		23	Move 2 - 6
		24	Move 2 - 7
		25	Move 2 - 8
		26	Move 2 - 9
		27	Move 2 - 10
		28	Move 2 - 11
		29	Move 3 - 1
		30	Move 3 - 2
		31	Move 3 - 3

CH	Function	DMX	Description
24	Tube Pattern Selection 3 (continued)	32	Move 3 - 4
		33	Move 3 - 5
		34	Move 3 - 6
		35	Move 3 - 7
		36	Move 3 - 8
		37	Move 3 - 9
		38	Move 3 - 10
		39	Move 4 - 1
		40	Move 4 - 2
		41	Move 4 - 3
		42	Move 4 - 4
		43	Move 4 - 5
		44	Move 4 - 6
		45	Move 4 - 7
		46	Move 4 - 8
		47	Move 4 - 9
		48	Move 5 - 1
		49	Move 5 - 2
		50	Move 5 - 3
		51	Move 5 - 4
		52	Move 5 - 5
		53	Move 5 - 6
		54	Move 5 - 7
		55	Move 5 - 8
		56	Move 6 - 1
		57	Move 6 - 2
		58	Move 6 - 3
		59	Move 6 - 4
		60	Move 6 - 5
		61	Move 6 - 6
		62	Move 6 - 7
		63	Move 7 - 1
		64	Move 7 - 2
		65	Move 7 - 3
		66	Move 7 - 4
		67	Move 7 - 5
		68	Move 7 - 6
		69	Move 8 - 1
		70	Move 8 - 2
		71	Move 8 - 3
		72	Move 8 - 4
		73	Move 8 - 5

CH	Function	DMX	Description
24	Tube Pattern Selection 3 (continued)	74	Move 9 - 1
		75	Move 9 - 2
		76	Move 9 - 3
		77	Move 9 - 4
		78	Move 10 - 1
		79	Move 10 - 2
		80	Move 10 - 3
		81	Move 11 - 1
		82	Move 11 - 2
		83	2Blocks 1/1 - 1
		84	2Blocks 1/1 - 2
		85	2Blocks 1/1 - 3
		86	2Blocks 1/1 - 4
		87	2Blocks 1/1 - 5
		88	2Blocks 1/1 - 6
		89	2Blocks 1/1 - 7
		90	2Blocks 1/1 - 8
		91	2Blocks 1/1 - 9
		92	2Blocks 1/1 - 10
		93	2Blocks 1/2 - 1
		94	2Blocks 1/2 - 2
		95	2Blocks 1/2 - 3
		96	2Blocks 1/2 - 4
		97	2Blocks 1/2 - 5
		98	2Blocks 1/2 - 6
		99	2Blocks 1/2 - 7
		100	2Blocks 1/2 - 8
		101	2Blocks 1/2 - 9
		102	2Blocks 1/3 - 1
		103	2Blocks 1/3 - 2
		104	2Blocks 1/3 - 3
		105	2Blocks 1/3 - 4
		106	2Blocks 1/3 - 5
		107	2Blocks 1/3 - 6
		108	2Blocks 1/3 - 7
		109	2Blocks 1/3 - 8
		110	2Blocks 1/4 - 1
		111	2Blocks 1/4 - 2
		112	2Blocks 1/4 - 3
		113	2Blocks 1/4 - 4
		114	2Blocks 1/4 - 5
		115	2Blocks 1/4 - 6

CH	Function	DMX	Description
24	Tube Pattern Selection 3 (continued)	116	2Blocks 1/4 - 7
		117	2Blocks 2/1 - 1
		118	2Blocks 2/1 - 2
		119	2Blocks 2/1 - 3
		120	2Blocks 2/1 - 4
		121	2Blocks 2/1 - 5
		122	2Blocks 2/1 - 6
		123	2Blocks 2/1 - 7
		124	2Blocks 2/1 - 8
		125	2Blocks 2/2 - 1
		126	2Blocks 2/2 - 2
		127	2Blocks 2/2 - 3
		128	2Blocks 2/2 - 4
		129	2Blocks 2/2 - 5
		130	2Blocks 2/2 - 6
		131	2Blocks 2/2 - 7
		132	2Blocks 2/3 - 1
		133	2Blocks 2/3 - 2
		134	2Blocks 2/3 - 3
		135	2Blocks 2/3 - 4
		136	2Blocks 2/3 - 5
		137	2Blocks 2/3 - 6
		138	2Blocks 2/4 - 1
		139	2Blocks 2/4 - 2
		140	2Blocks 2/4 - 3
		141	2Blocks 2/4 - 4
		142	2Blocks 2/4 - 5
		143	2Blocks 3/1 - 1
		144	2Blocks 3/1 - 2
		145	2Blocks 3/1 - 3
		146	2Blocks 3/1 - 4
		147	2Blocks 3/1 - 5
		148	2Blocks 3/1 - 6
		149	2Blocks 3/2 - 1
		150	2Blocks 3/2 - 2
		151	2Blocks 3/2 - 3
		152	2Blocks 3/2 - 4
		153	2Blocks 3/2 - 5
		154	2Blocks 3/3 - 1
		155	2Blocks 3/3 - 2
		156	2Blocks 3/3 - 3
		157	2Blocks 3/3 - 4

CH	Function	DMX	Description
24	Tube Pattern Selection 3 (continued)	158	3Blocks 1/1 - 1
		159	3Blocks 1/1 - 2
		160	3Blocks 1/1 - 3
		161	3Blocks 1/1 - 4
		162	3Blocks 1/1 - 5
		163	3Blocks 1/1 - 6
		164	3Blocks 1/1 - 7
		165	3Blocks 1/1 - 8
		166	3Blocks 1/2 - 1
		167	3Blocks 1/2 - 2
		168	3Blocks 1/2 - 3
		169	3Blocks 1/2 - 4
		170	3Blocks 1/2 - 5
		171	3Blocks 1/2 - 6
		172	3Blocks 1/3 - 1
		173	3Blocks 1/3 - 2
		174	3Blocks 1/3 - 3
		175	3Blocks 1/3 - 4
		176	3Blocks 1/4 - 1
		177	3Blocks 1/4 - 2
		178	3Blocks 2/1 - 1
		179	3Blocks 2/1 - 2
		180	3Blocks 2/1 - 3
		181	3Blocks 2/1 - 4
		182	3Blocks 2/1 - 5
		183	3Blocks 2/2 - 1
		184	3Blocks 2/2 - 2
		185	3Blocks 2/2 - 3
		186	3Blocks 3/1 - 1
		187	3Blocks 3/1 - 2
		188	4Blocks 1/1 - 1
		189	4Blocks 1/1 - 2
		190	4Blocks 1/1 - 3
		191	4Blocks 1/1 - 4
		192	4Blocks 1/1 - 5
		193	4Blocks 1/1 - 6
		194	4Blocks 1/2 - 1
		195	4Blocks 1/2 - 2
		196	4Blocks 1/2 - 3
		197	4Blocks 2/1 - 1
		198	4Blocks 2/1 - 2
		199	5Blocks 1/1 - 1

CH	Function	DMX	Description
24	Tube Pattern Selection 3 (continued)	200	5Blocks 1/1 - 2
		201	5Blocks 1/1 - 3
		202	5Blocks 1/1 - 4
		203	6Blocks 1/1 - 1
		204	6Blocks 1/1 - 2
		205	Join 1 - 1
		206	Join 1 - 2
		207	Join 1 - 3
		208	Join 1 - 4
		209	Join 1 - 5
		210	Join 1 - 6
		211	Join 2 - 1
		212	Join 2 - 2
		213	Join 2 - 3
		214	Join 2 - 4
		215	Join 2 - 5
		216	Join 2 - 6
		217	Join 3 - 1
		218	Join 3 - 2
		219	Join 3 - 3
		220	Join 3 - 4
		221	Join 4 - 1
		222	Join 4 - 2
		223	Join 4 - 3
		224	Switch 4 - 1
		225	Switch 4 - 2
		226–231	Fill Out - 1...6
		232–237	Fill In - 1...6
		238	Join 4/1 - 1
		239	Join 4/1 - 2
		240	Join 4/1 - 3
		241	Join 4/1 - 4
		242	Join 4/1 - 5
		243	Join 4/2 - 1
		244	Join 4/2 - 2
		245	Join 4/2 - 3
		246	Join 4/2 - 4
		247	Join 4/2 - 5
		248–255	Full Off
25	Pattern Selection X-fade 3	0–255	
26	Pattern Speed 3	0–255	
27	Pattern X-fade 3	0–255	

CH	Function	DMX	Description
28	Pattern Space 3	0–255	
29	Dimmer 5	0–255	
30	Shutter 4	0–255	
31	Strobe Duration 4	0–255	
32	Pattern Dimmer 4	0–255	
33	Tube Pattern Selection 4	0–255	
34	Pattern Selection X-fade 4	0–255	
35	Pattern Speed 4	0–255	
36	Pattern X-fade 4	0–255	
37	Pattern Space 4	0–255	
38	Group Pattern Dimmer 1		Pattern Dimmer 1
		0	Min
		1–254	Min ... Max
		255	Max
39	Tube Group Pattern Selection	0–5	Full On
		6–13	Bounce A1...8
		14	Wave 1
		15	Wave 2
		16–21	Wave 4...9
		22	Loop A1
		23	Loop A2
		24	Loop A4
		25	Loop A6
		26	Loop A9
		27	Loop A12
		28	Loop A18
		29–34	Loop B1...6
		35	Loop B8
		36–41	Loop B1...6 MIR
		42	Loop B8 MIR
		43	Circus A1
		44	Circus A2
		45	Circus A4
		46	Circus A8
		47	Circus A12
		48	Circus A14
		49	Circus A20
		50	Circus B1
		51	Circus B2
		52	Circus B4
		53	Circus B6
		54	Circus B10

CH	Function	DMX	Description
39	Tube Group Pattern Selection (continued)	55	Circus B12
		56	Rotor A1
		57	Rotor A2
		58	Rotor A4
		59	Rotor A8
		60	Rotor A12
		61	Rotor A18
		62	Rotor A26
		63	Rotor B1
		64	Rotor B2
		65	Rotor B3
		66	Rotor B4
		67	Rotor B6
		68	Rotor B8
		69	Rotor B11
		70	Rotor A1/2
		71	Rotor A2I2
		72	Rotor A3I2
		73	Rotor A4I2
		74	Rotor A6I2
		75	Rotor A9I2
		76	Rotor A14I2
		77	Rotor A1/2 MIR
		78	Rotor A2/2 MIR
		79	Rotor A3 MIR
		80	Rotor A4 MIR
		81	Rotor A6 MIR
		82	Rotor A9 MIR
		83	Rotor A14 MIR
		84	Rotor B1I2
		85	Rotor B2I2
		86	Rotor B3I2
		87	Rotor B4I2
		88	Rotor B6I2
		89	Rotor B9I2
		90	Rotor B14I2
		91	Rotor B1I2 MIR
		92	Rotor B2I2 MIR
		93	Rotor B3I2 MIR
		94	Rotor B4I2 MIR
		95	Rotor B6I2 MIR
		96	Rotor B9I2 MIR

CH	Function	DMX	Description
39	Tube Group Pattern Selection (continued)	97	Rotor B14I2 MIR
		98	Rotor B1I2 INV
		99	Rotor B2I2 INV
		100	Rotor B3I2 INV
		101	Rotor B4I2 INV
		102	Rotor B5I2 INV
		103	Rotor B6I2 INV
		104	Rotor B7I2 INV
		105	Rotor A1/3
		106	Rotor A2/3
		107	Rotor A3/3
		108	Rotor A4/3
		109	Rotor A6/3
		110	Rotor A7/3
		111	Rotor A10/3
		112	Rotor B1/3
		113	Rotor B2/3
		114	Rotor B3/3
		115	Rotor B4/3
		116	Rotor B5/3
		117	Rotor B1/3 INV
		118	Rotor B2/3 INV
		119	Rotor B3/3 INV
		120	Rotor B4/3 INV
		121	Rotor B5/3 INV
		122	Rotor A1/4
		123	Rotor A2/4
		124	Rotor A3/4
		125	Rotor A4/4
		126	Rotor A6/4
		127	Rotor A8/4
		128	Rotor A9/4
		129	Rotor B1/4
		130	Rotor B2/4
		131	Rotor A3/4
		132	Rotor A4/4
		133	Rombus
		134	ZikZak
		135	Rain 1
		136	Rain 2
		137	Rain 3
		138	Rain 4

CH	Function	DMX	Description
39	Tube Group Pattern Selection (continued)	139	Rain 6
		140	Rain 10
		141	Red Carpet
		142	Welding
		143	Picture A
		144	Picture B
		145	Picture C
		146–147	Picture D
		148–255	Full Off
40	Group Pattern Selection X-Fade 1	0–5	No Function
		6–255	1...250s
41	Group Pattern Speed 1	0–5	No Function
		6	Fast Left to Right
		7–123	Fast Left to Right ... Slow Left to Right
		124	Slow Left to Right
		125–130	No Function
		131	Slow Right to Left
		132–248	Slow Right to Left ... Fast Right to Left
		249	Fast Right to Left
		250–255	No Function
42	Group Pattern X-Fade 1	0–5	Snap from Cell to Cell
		6	Short Fade
		7–254	Short Fade ... Long Fade
		255	Long Fade
43	Group Pattern Space 1	0–41	1-Segment Space
		42–84	2-Segment Spaces
		85–127	3-Segment Spaces
		128–170	4-Segment Spaces
		171–213	5-Segment Spaces
		214–255	6-Segment Spaces
44	Dimmer 6	0	Min
		1–254	Min ... Max
		255	Max
45	Shutter 5	0–19	Shutter Close
		20–24	Shutter Open
		25	Fast Strobe (3–1 Hz)
		26–63	Fast Strobe ... Slow Strobe
		64	Slow Strobe
		65–69	Open
		70	Opening Pulse: Fast Pulse (3–1 Hz)
		71–83	Opening Pulse: Fast Pulse ... Slow Pulse
		84	Opening Pulse: Slow Pulse

CH	Function	DMX	Description
45	Shutter 5 (continued)	85–89	Open
		90	Closing Pulse: Fast Pulse (3–1 Hz)
		91–103	Closing Pulse: Fast Pulse ... Slow Pulse
		104	Closing Pulse: Slow Pulse
		105–109	Open
		110	Random Strobe: Fast Strobe (3–1 Hz)
		111–123	Random Strobe: Fast Strobe ... Slow Strobe
		124	Random Strobe: Slow Strobe
		125–129	Open
		130	Random Opening Pulse: Fast Pulse (3–1 Hz)
		131–143	Random Opening Pulse: Fast Pulse ... Slow Pulse
		144	Random Opening Pulse: Slow Pulse
		145–149	Open
		150	Random Closing Pulse: Fast Pulse (3–1 Hz)
		151–163	Random Closing Pulse: Fast Pulse ... Slow Pulse
		164	Random Closing Pulse: Slow Pulse
		165–169	Open
		170	Burst Pulse: Fast Pulse (3–1 Hz)
		171–183	Burst Pulse: Fast Pulse ... Slow Pulse
		184	Burst Pulse: Slow Pulse
		185–189	Open
		190	Random Burst Pulse: Fast Pulse (3–1 Hz)
		191–203	Random Burst Pulse: Fast Pulse ... Slow Pulse
		204	Random Burst Pulse: Slow Pulse
		205–209	Open
		210	Fast Sin Wave (3–1 Hz)
		211–223	Fast Sin Wave ... Slow Sin Wave
		224	Slow Sin Wave
		225–229	Open
		230	Fast Burst
		231–243	Fast Burst ... Slow Burst
		244	Slow Burst
		245–255	Open
46	Strobe Duration 5	0–255	
47	Red	0	Min
		1–254	Min ... Max
		255	Max
48	Green	0	Min
		1–254	Min ... Max
		255	Max
49	Blue	0	Min
		1–254	Min ... Max

CH	Function	DMX	Description
49	Blue (continued)	255	Max
50	Color Temperature	0–4	7000 K
		5	2000K
		6	2020K
		7	2041K
		8	2061K
		9	2081K
		10	2102K
		11	2122K
		12	2143K
		13	2163K
		14	2183K
		15	2204K
		16	2224K
		17	2244K
		18	2265K
		19	2285K
		20	2305K
		21	2326K
		22	2346K
		23	2367K
		24	2387K
		25	2407K
		26	2428K
		27	2448K
		28	2468K
		29	2489K
		30	2509K
		31	2529K
		32	2550K
		33	2570K
		34	2590K
		35	2611K
		36	2631K
		37	2652K
		38	2672K
		39	2692K
		40	2713K
		41	2733K
		42	2753K
		43	2774K
		44	2794K

CH	Function	DMX	Description
50	Color Temperature (continued)	45	2814K
		46	2835K
		47	2855K
		48	2876K
		49	2896K
		50	2916K
		51	2937K
		52	2957K
		53	2977K
		54	2998K
		55	3018K
		56	3038K
		57	3059K
		58	3079K
		59	3100K
		60	3120K
		61	3140K
		62	3161K
		63	3181K
		64	3201K
		65	3222K
		66	3242K
		67	3262K
		68	3283K
		69	3303K
		70	3324K
		71	3344K
		72	3364K
		73	3385K
		74	3405K
		75	3425K
		76	3446K
		77	3466K
		78	3486K
		79	3507K
		80	3527K
		81	3548K
		82	3568K
		83	3588K
		84	3609K
		85	3629K
		86	3649K

CH	Function	DMX	Description
50	Color Temperature (continued)	87	3670K
		88	3690K
		89	3710K
		90	3731K
		91	3751K
		92	3771K
		93	3792K
		94	3812K
		95	3833K
		96	3853K
		97	3873K
		98	3894K
		99	3914K
		100	3934K
		101	3955K
		102	3975K
		103	3995K
		104	4016K
		105	4036K
		106	4057K
		107	4077K
		108	4097K
		109	4118K
		110	4138K
		111	4158K
		112	4179K
		113	4199K
		114	4219K
		115	4240K
		116	4260K
		117	4281K
		118–119	4301K
		120	4342K
		121	4362K
		122	4382K
		123	4403K
		124	4423K
		125	4443K
		126	4464K
		127	4484K
		128	4505K
		129	4525K

CH	Function	DMX	Description
50	Color Temperature (continued)	130	4545K
		131	4566K
		132	4586K
		133	4606K
		134	4627K
		135	4647K
		136	4667K
		137	4688K
		138	4708K
		139	4729K
		140	4749K
		141	4769K
		142	4790K
		143	4810K
		144	4830K
		145	4851K
		146	4871K
		147	4891K
		148	4912K
		149	4932K
		150	4952K
		151	4973K
		152	4993K
		153	5014K
		154	5034K
		155	5054K
		156	5075K
		157	5095K
		158	5115K
		159	5136K
		160	5156K
		161	5176K
		162	5197K
		163	5217K
		164	5238K
		165	5258K
		166	5278K
		167	5299K
		168	5319K
		169	5339K
		170	5360K
		171	5380K

CH	Function	DMX	Description
50	Color Temperature (continued)	172	5400K
		173	5421K
		174	5441K
		175	5462K
		176	5482K
		177	5502K
		178	5523K
		179	5543K
		180	5563K
		181	5584K
		182	5604K
		183	5624K
		184	5645K
		185	5665K
		186	5686K
		187	5706K
		188	5726K
		189	5747K
		190	5767K
		191	5787K
		192	5808K
		193	5828K
		194	5848K
		195	5869K
		196	5889K
		197	5910K
		198	5930K
		199	5950K
		200	5971K
		201	5991K
		202	6011K
		203	6032K
		204	6052K
		205	6072K
		206	6093K
		207	6113K
		208	6133K
		209	6154K
		210	6174K
		211	6195K
		212	6215K
		213	6235K

CH	Function	DMX	Description
50	Color Temperature (continued)	214	6256K
		215	6276K
		216	6296K
		217	6317K
		218	6337K
		219	6357K
		220	6378K
		221	6398K
		222	6419K
		223	6439K
		224	6459K
		225	6480K
		226	6500K
		227	6621K
		228	6741K
		229	6862K
		230	6983K
		231	7103K
		232	7224K
		233	7345K
		234	7466K
		235	7586K
		236	7707K
		237	7828K
		238	7948K
		239	8069K
		240	8190K
		241	8310K
		242	8431K
		243	8552K
		244	8672K
		245	8793K
		246	8914K
		247	9034K
		248	9155K
		249	9276K
		250	9397K
		251	9517K
		252	9638K
		253	9759K
		254	9879K
		255	10000K

CH	Function	DMX	Description
51	Color Macro	0–5	No Function
		6–8	Red LED 100%
		9–11	LEE 019 Fire
		12–14	LEE 027 Medium Red
		15–17	LEE 106 Primary Red
		18–20	LEE 020 Med Amber
		21–23	LEE 022 Dark Amber
		24–26	LEE 104 Deep Amber
		27–29	LEE 105 Orange
		30–32	LEE 135 Deep Golden Amber
		33–35	LEE 101 Yellow
		36–38	Green LED 100%
		39–41	LEE 088 Lime Green
		42–44	LEE 089 Moss Green
		45–47	LEE 121 LEE Green
		48–50	LEE 139 Primary Green
		51–53	LEE 738 Jas Green
		54–56	LEE 323 Jade
		57–59	Blue LED 100%
		60–62	LEE 068 Sky Blue
		63–65	LEE 071 Tokyo Blue
		66–68	LEE 118 Light Blue
		69–71	LEE 131 Marine Blue
		72–74	LEE 132 Med Blue
		75–77	LEE 181 Congo Blue
		78–80	LEE 716 Mikkel Blue
		81–83	LEE 002 Rose Pink
		84–86	LEE 036 Med Pink
		87–89	LEE 052 Light Lavender
		90–92	LEE 058 Lavender
		93–95	LEE 113 Magenta
		96–98	LEE 126 Mauve
		99–101	LEE 127 Smokey Pink
		102–104	LEE 343 Special Med Lavender
		105–107	LEE 707 Ultimate Violet
		108–110	LEE 795 Magical Magenta
		111–113	LEE 798 Chrysalis Pink
		114–116	LEE 799 Special KH Lavender
		117–119	Bulb White (2700K)
		120–122	Halogen White (3200K)
		123–125	Neutral White (4200K)
		126–128	Daylight White (5600K)

CH	Function	DMX	Description
51	Color Macro (continued)	129–131	Cold White I (6000K)
		132–134	Cold White II (6300K)
		135–137	White
		138–140	Amber
		141–143	Lime
		144–146	Cyan
		147–149	User Color 1
		150–152	User Color 2
		153–155	User Color 3
		156–158	User Color 4
		159–161	User Color 5
		162–164	Color Jumping Stop
		165	Color Jumping Slow
		166–208	Color Jumping Slow ... Color Jumping Fast
		209	Color Jumping Fast
		210	Color Fading Slow
		211–254	Color Fading Slow ... Color Fading Fast
		255	Color Fading Fast
52	Color Macro X-Fade	0–5	No Function
		6	1/10s
		7–104	1/10s ... 10s
		105	10s
		106	11s
		107–213	11s ... 119s
		214	119s
		215	2m
		216–243	2m ... 4m50s
		244	4m50s
		245	5m
		246–254	5m ... 15m
		255	15m
53	Group Pattern Dimmer 2	0	Min
		1–254	Min ... Max
		255	Max
54	RGB Panel Pattern Selection	0–5	Full On
		6	Move 1 - 1
		7	Move 1 - 2
		8	Move 1 - 3
		9	Move 1 - 4
		10	Move 1 - 5
		11	Move 1 - 6
		12	Move 2 - 1

CH	Function	DMX	Description
54	RGB Panel Pattern Selection (continued)	13	Move 2 - 2
		14	Move 2 - 3
		15	Move 2 - 4
		16	Move 2 - 5
		17	Move 3 - 1
		18	Move 3 - 2
		19	Move 3 - 3
		20	Move 3 - 4
		21	Move 4 - 1
		22	Move 4 - 2
		23	Move 4 - 3
		24	Move 5 - 1
		25	Move 5 - 2
		26	Wave 6 - 1
		27	Wave 6 - 2
		28	Wave 6 - 3
		29	Wave 6 - 4
		30	Wave 6 - 5
		31	Wave 6 - 6
		32	Wave 6 - 7
		33	Wave 6 - 8
		34	Wave 6 - 9
		35	Wave 6 - 10
		36	Wave 6 - 11
		37	Wave 5 - 1
		38	Wave 5 - 2
		39	Wave 5 - 3
		40	Wave 5 - 4
		41	Wave 5 - 5
		42	Wave 5 - 6
		43	Wave 5 - 7
		44	Wave 5 - 8
		45	Wave 5 - 9
		46	Wave 5 - 10
		47	Wave 4 - 1
		48	Wave 4 - 2
		49	Wave 4 - 3
		50	Wave 4 - 4
		51	Wave 4 - 5
		52	Wave 4 - 6
		53	Wave 4 - 7
		54	Wave 4 - 8

CH	Function	DMX	Description
54	RGB Panel Pattern Selection (continued)	55	Wave 4 - 9
		56	Wave 3 - 1
		57	Wave 3 - 2
		58	Wave 3 - 3
		59	Wave 3 - 4
		60	Wave 3 - 5
		61	Wave 3 - 6
		62	Wave 3 - 7
		63	Wave 3 - 8
		64	2Blocks 1/1 - 1
		65	2Blocks 1/1 - 2
		66	2Blocks 1/1 - 3
		67	2Blocks 1/1 - 4
		68	2Blocks 2/1 - 1
		69	2Blocks 2/1 - 2
		70	3Blocks 3/1 - 1
		71	3Blocks 3/1 - 2
		72	Cross 1 - 1
		73	Cross 1 - 2
		74	Cross 1 - 3
		75	Cross 1 - 4
		76	Cross 1 - 6
		77	Cross 1 - 7
		78	Cross 2 - 1
		79	Cross 2 - 2
		80	Cross 2 - 3
		81	Cross 2 - 4
		82	Cross 2 - 5
		83–128	Reserved
		129	Pulse A1
		130	Pulse A2
		131	Pulse A3
		132	Pulse A4
		133	Pulse A5
		134	Pulse A1/2
		135	Pulse A1I2
		136	Pulse A2/2
		137	Pulse A1/3
		138	Bounce A1
		139	Bounce A2
		140	Bounce A3
		141	Bounce A4

CH	Function	DMX	Description
54	RGB Panel Pattern Selection (continued)	142	Bounce A1 inv
		143	Bounce A2 inv
		144	Bounce A3 inv
		145	Bounce A4 inv
		146	Bounce A1/2
		147	Bounce A1I2 inv
		148	Bounce A2I2 inv
		149	Bounce A1I3
		150	Bounce A1/3 inv
		151	Rotor A1
		152	Rotor A2
		153	Rotor A4
		154	Rotor A6
		155	Rotor A8
		156	Rotor A10
		157	Rotor B1
		158	Rotor B2
		159	Rotor B3
		160	Rotor B4
		161	Rotor B5
		162	Rotor A1I2
		163	Rotor A2I2
		164	Rotor A3/2
		165	Rotor A4/2
		166	Rotor A5/2
		167	Rotor A1I3
		168	Rotor B1I2
		169	Rotor B2I2
		170	Rotor B1I3
		171	Snake A1
		172	Snake A2
		173	Snake A3
		174	Snake A4
		175–255	Full Off
55	Group Pattern Selection X-Fade 2	0–5	No Function
		6–255	1...250s
56	Group Pattern Speed 2	0–5	No Function
		6	Fast Left to Right
		7–123	Fast Left to Right ... Slow Left to Right
		124	Slow Left to Right
		125–130	No Function
		131	Slow Right to Left

CH	Function	DMX	Description
56	Group Pattern Speed 2 (continued)	132–248	Slow Right to Left ... Fast Right to Left
		249	Fast Right to Left
		250–255	No Function
57	Group Pattern X-Fade 2	0–5	Snap from Cell to Cell
		6	Short Fade
		7–254	Short Fade ... Long Fade
		255	Long Fade
58	Group Pattern Space 2	0–41	1-Segment Space
		42–84	2-Segment Spaces
		85–127	3-Segment Spaces
		128–170	4-Segment Spaces
		171–213	5-Segment Spaces
		214–255	6-Segment Spaces
59	Pattern Red	0	Min
		1–254	Min ... Max
		255	Max
60	Pattern Green	0	Min
		1–254	Min ... Max
		255	Max
61	Pattern Blue	0	Min
		1–254	Min ... Max
		255	Max
62	Control	0–5	No Function
		6–10	Display Backlight On
		11–15	Display Backlight Off
		16–18	No Function
		19–23	DMX Fail Blackout
		24–28	DMX Fail Hold
		29–33	DMX Fail Emergency Light
		34–36	No Function
		37–41	Linear Dimmer Curve
		42–46	Exponential DImmer Curve
		47–51	Logarithimic Dimmer Curve
		52–56	S-Curve DImmer Curve
		57–61	No Function
		62–66	Fast Dimmer Response (LED)
		67–71	Medium Dimmer Response
		72–76	Slow Dimmer Response (Halogen)
		77–80	No Function
		81–85	Full Calibration (Colors and CCT)
		86–90	CCT Calibration (RAW Colors)
		91–93	No Function

CH	Function	DMX	Description
62	Control (continued)	94–98	LED Frequency 800Hz
		99–103	LED Frequency 1200Hz
		104–108	LED Frequency 2000Hz
		109–113	LED Frequency 3600Hz
		114–118	LED Frequency 12kHz
		119–123	LED Frequency 25kHz
		124–126	No Function
		127–131	Fan Auto
		132–136	Fan Silent
		137–141	Fan Off
		142–146	Fan High Power
		147–149	No Function
		150–153	Invert RGB Panel 1 Off
		154–157	Invert RGB Panel 1 On
		158–161	Invert RGB Panel 2 Off
		162–165	Invert RGB Panel 2 On
		166–169	Invert Centric Tube Off
		170–173	Invert RGB Panel 1 On
		174–177	Invert Single Tube 1 Off
		178–181	Invert Single Tube 1 On
		182–185	Invert Single Tube 2 Off
		186–189	Invert Single Tube 2 On
		190–193	Invert Single Tube 3 Off
		194–197	Invert Single Tube 3 On
		198–201	Invert Single Tube 4 Off
		202–205	Invert Single Tube 4 On
		206–209	Swap RGB Panels Off
		210–213	Swap RGB Panels On
		214–217	Swap Single Tubes Off
		218–221	Swap Single Tubes On
		222–224	No Function
		225–229	LED Mode - Illumination
		230–234	LED Mode - Boost
		235–239	No Function
		240–244	Factory Reset
		245–249	User Reset
		250–255	No Function

Mode Easy Mode

If the device receives DMX in this mode but gives no light, check these channels: CH 3 Shutter 1 at 20–24 “Shutter Open” or 65–69, 85–89, 105–109, 125–129, 145–149, 165–169, 185–189, 205–209, 225–229, 245–255 “Open”; CH 14 Shutter 2 at 20–24 “Shutter Open” or 65–69, 85–89, 105–109, 125–129, 145–149, 165–169, 185–189, 205–209, 225–229, 245–255 “Open”. The GDTF file gives these values for a console's Highlight function: CH 1 Dimmer 1 255, CH 2 Dimmer 2 255, CH 13 Dimmer 3 255, CH 16 Red 255, CH 17 Green 255, CH 18 Blue 255.

Channel functions at a glance

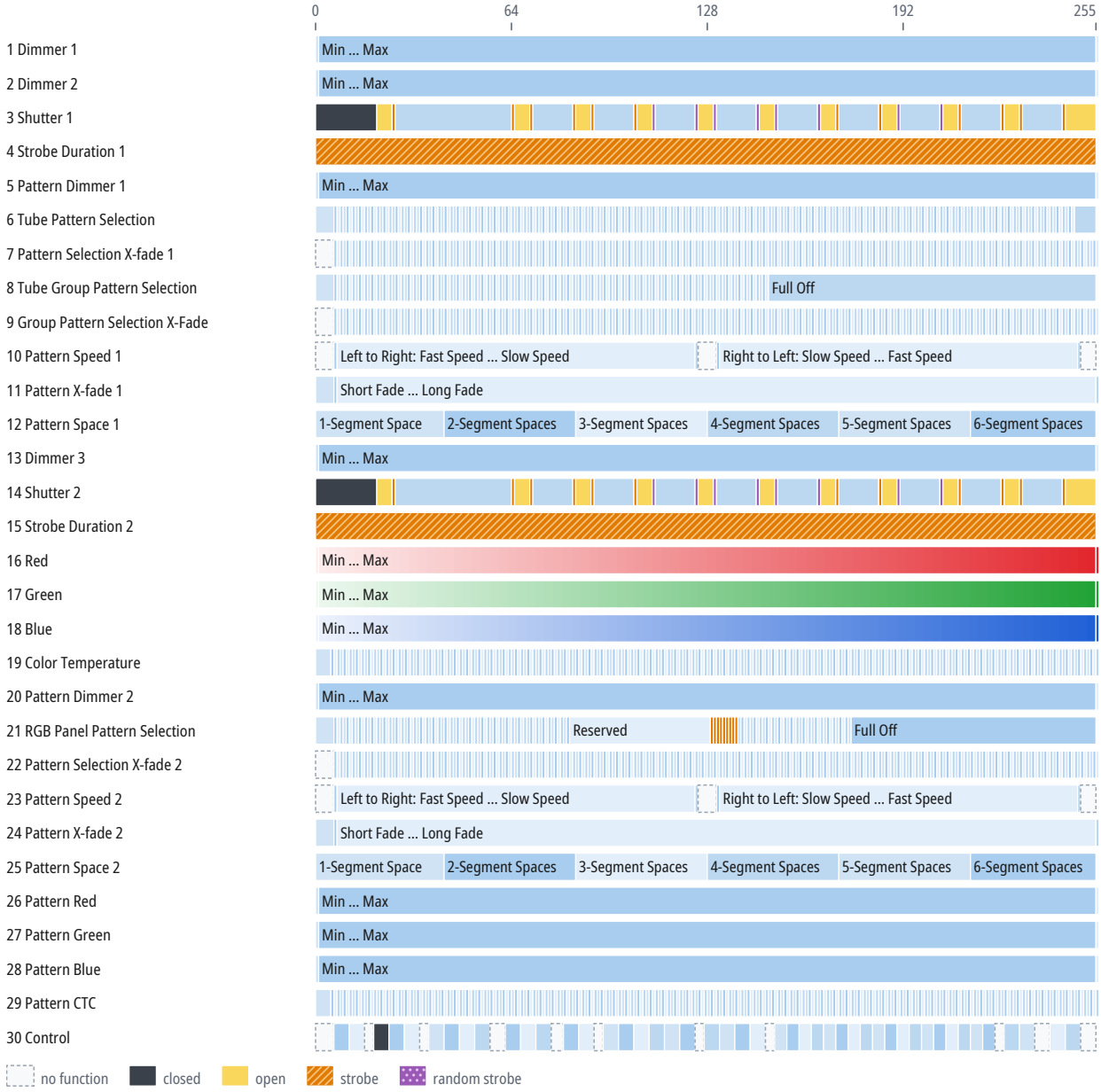

CH	Function	DMX	Description
1	Dimmer 1		Same as CH 1 in the mode “Standard Mode (62Ch)” (p. 10)
2	Dimmer 2	0	Min
		1–254	Min ... Max
		255	Max

CH	Function	DMX	Description
3	Shutter 1		Same as CH 3 in the mode “Standard Mode (62Ch)” (p. 10)
4	Strobe Duration 1	0–255	
5	Pattern Dimmer 1		Same as CH 5 in the mode “Standard Mode (62Ch)” (p. 11)
6	Tube Pattern Selection	0–5	Full On
		6	Move 1 - 1
		7	Move 1 - 2
		8	Move 1 - 3
		9	Move 1 - 4
		10	Move 1 - 5
		11	Move 1 - 6
		12	Move 1 - 7
		13	Move 1 - 8
		14	Move 1 - 9
		15	Move 1 - 10
		16	Move 1 - 11
		17	Move 1 - 12
		18	Move 2 - 1
		19	Move 2 - 2
		20	Move 2 - 3
		21	Move 2 - 4
		22	Move 2 - 5
		23	Move 2 - 6
		24	Move 2 - 7
		25	Move 2 - 8
		26	Move 2 - 9
		27	Move 2 - 10
		28	Move 2 - 11
		29	Move 3 - 1
		30	Move 3 - 2
		31	Move 3 - 3
		32	Move 3 - 4
		33	Move 3 - 5
		34	Move 3 - 6
		35	Move 3 - 7
		36	Move 3 - 8
		37	Move 3 - 9
		38	Move 3 - 10
		39	Move 4 - 1
		40	Move 4 - 2
		41	Move 4 - 3
		42	Move 4 - 4
		43	Move 4 - 5

CH	Function	DMX	Description
6	Tube Pattern Selection (continued)	44	Move 4 - 6
		45	Move 4 - 7
		46	Move 4 - 8
		47	Move 4 - 9
		48	Move 5 - 1
		49	Move 5 - 2
		50	Move 5 - 3
		51	Move 5 - 4
		52	Move 5 - 5
		53	Move 5 - 6
		54	Move 5 - 7
		55	Move 5 - 8
		56	Move 6 - 1
		57	Move 6 - 2
		58	Move 6 - 3
		59	Move 6 - 4
		60	Move 6 - 5
		61	Move 6 - 6
		62	Move 6 - 7
		63	Move 7 - 1
		64	Move 7 - 2
		65	Move 7 - 3
		66	Move 7 - 4
		67	Move 7 - 5
		68	Move 7 - 6
		69	Move 8 - 1
		70	Move 8 - 2
		71	Move 8 - 3
		72	Move 8 - 4
		73	Move 8 - 5
		74	Move 9 - 1
		75	Move 9 - 2
		76	Move 9 - 3
		77	Move 9 - 4
		78	Move 10 - 1
		79	Move 10 - 2
		80	Move 10 - 3
		81	Move 11 - 1
		82	Move 11 - 2
		83	2Blocks 1/1 - 1
		84	2Blocks 1/1 - 2
		85	2Blocks 1/1 - 3

CH	Function	DMX	Description
6	Tube Pattern Selection (continued)	86	2Blocks 1/1 - 4
		87	2Blocks 1/1 - 5
		88	2Blocks 1/1 - 6
		89	2Blocks 1/1 - 7
		90	2Blocks 1/1 - 8
		91	2Blocks 1/1 - 9
		92	2Blocks 1/1 - 10
		93	2Blocks 1/2 - 1
		94	2Blocks 1/2 - 2
		95	2Blocks 1/2 - 3
		96	2Blocks 1/2 - 4
		97	2Blocks 1/2 - 5
		98	2Blocks 1/2 - 6
		99	2Blocks 1/2 - 7
		100	2Blocks 1/2 - 8
		101	2Blocks 1/2 - 9
		102	2Blocks 1/3 - 1
		103	2Blocks 1/3 - 2
		104	2Blocks 1/3 - 3
		105	2Blocks 1/3 - 4
		106	2Blocks 1/3 - 5
		107	2Blocks 1/3 - 6
		108	2Blocks 1/3 - 7
		109	2Blocks 1/3 - 8
		110	2Blocks 1/4 - 1
		111	2Blocks 1/4 - 2
		112	2Blocks 1/4 - 3
		113	2Blocks 1/4 - 4
		114	2Blocks 1/4 - 5
		115	2Blocks 1/4 - 6
		116	2Blocks 1/4 - 7
		117	2Blocks 2/1 - 1
		118	2Blocks 2/1 - 2
		119	2Blocks 2/1 - 3
		120	2Blocks 2/1 - 4
		121	2Blocks 2/1 - 5
		122	2Blocks 2/1 - 6
		123	2Blocks 2/1 - 7
		124	2Blocks 2/1 - 8
		125	2Blocks 2/2 - 1
		126	2Blocks 2/2 - 2
		127	2Blocks 2/2 - 3

CH	Function	DMX	Description
6	Tube Pattern Selection (continued)	128	2Blocks 2/2 - 4
		129	2Blocks 2/2 - 5
		130	2Blocks 2/2 - 6
		131	2Blocks 2/2 - 7
		132	2Blocks 2/3 - 1
		133	2Blocks 2/3 - 2
		134	2Blocks 2/3 - 3
		135	2Blocks 2/3 - 4
		136	2Blocks 2/3 - 5
		137	2Blocks 2/3 - 6
		138	2Blocks 2/4 - 1
		139	2Blocks 2/4 - 2
		140	2Blocks 2/4 - 3
		141	2Blocks 2/4 - 4
		142	2Blocks 2/4 - 5
		143	2Blocks 3/1 - 1
		144	2Blocks 3/1 - 2
		145	2Blocks 3/1 - 3
		146	2Blocks 3/1 - 4
		147	2Blocks 3/1 - 5
		148	2Blocks 3/1 - 6
		149	2Blocks 3/2 - 1
		150	2Blocks 3/2 - 2
		151	2Blocks 3/2 - 3
		152	2Blocks 3/2 - 4
		153	2Blocks 3/2 - 5
		154	2Blocks 3/3 - 1
		155	2Blocks 3/3 - 2
		156	2Blocks 3/3 - 3
		157	2Blocks 3/3 - 4
		158	3Blocks 1/1 - 1
		159	3Blocks 1/1 - 2
		160	3Blocks 1/1 - 3
		161	3Blocks 1/1 - 4
		162	3Blocks 1/1 - 5
		163	3Blocks 1/1 - 6
		164	3Blocks 1/1 - 7
		165	3Blocks 1/1 - 8
		166	3Blocks 1/2 - 1
		167	3Blocks 1/2 - 2
		168	3Blocks 1/2 - 3
		169	3Blocks 1/2 - 4

CH	Function	DMX	Description
6	Tube Pattern Selection (continued)	170	3Blocks 1/2 - 5
		171	3Blocks 1/2 - 6
		172	3Blocks 1/3 - 1
		173	3Blocks 1/3 - 2
		174	3Blocks 1/3 - 3
		175	3Blocks 1/3 - 4
		176	3Blocks 1/4 - 1
		177	3Blocks 1/4 - 2
		178	3Blocks 2/1 - 1
		179	3Blocks 2/1 - 2
		180	3Blocks 2/1 - 3
		181	3Blocks 2/1 - 4
		182	3Blocks 2/1 - 5
		183	3Blocks 2/2 - 1
		184	3Blocks 2/2 - 2
		185	3Blocks 2/2 - 3
		186	3Blocks 3/1 - 1
		187	3Blocks 3/1 - 2
		188	4Blocks 1/1 - 1
		189	4Blocks 1/1 - 2
		190	4Blocks 1/1 - 3
		191	4Blocks 1/1 - 4
		192	4Blocks 1/1 - 5
		193	4Blocks 1/1 - 6
		194	4Blocks 1/2 - 1
		195	4Blocks 1/2 - 2
		196	4Blocks 1/2 - 3
		197	4Blocks 2/1 - 1
		198	4Blocks 2/1 - 2
		199	5Blocks 1/1 - 1
		200	5Blocks 1/1 - 2
		201	5Blocks 1/1 - 3
		202	5Blocks 1/1 - 4
		203	6Blocks 1/1 - 1
		204	6Blocks 1/1 - 2
		205	Join 1 - 1
		206	Join 1 - 2
		207	Join 1 - 3
		208	Join 1 - 4
		209	Join 1 - 5
		210	Join 1 - 6
		211	Join 2 - 1

CH	Function	DMX	Description
6	Tube Pattern Selection (continued)	212	Join 2 - 2
		213	Join 2 - 3
		214	Join 2 - 4
		215	Join 2 - 5
		216	Join 2 - 6
		217	Join 3 - 1
		218	Join 3 - 2
		219	Join 3 - 3
		220	Join 3 - 4
		221	Join 4 - 1
		222	Join 4 - 2
		223	Join 4 - 3
		224	Switch 4 - 1
		225	Switch 4 - 2
		226–231	Fill Out - 1...6
		232–237	Fill In - 1...6
		238	Join 4/1 - 1
		239	Join 4/1 - 2
		240	Join 4/1 - 3
		241	Join 4/1 - 4
		242	Join 4/1 - 5
		243	Join 4/2 - 1
		244	Join 4/2 - 2
		245	Join 4/2 - 3
		246	Join 4/2 - 4
		247	Join 4/2 - 5
		248–255	Full Off
7	Pattern Selection X-fade 1		Same as CH 7 in the mode “Standard Mode (62Ch)” (p. 17)
8	Tube Group Pattern Selection		Same as CH 39 in the mode “Standard Mode (62Ch)” (p. 25)
9	Group Pattern Selection X-Fade	0–5	No Function
		6–255	1...250s
10	Pattern Speed 1	0–5	No Function
		6	Left to Right: Fast Speed
		7–123	Left to Right: Fast Speed ... Slow Speed
		124	Left to Right: Slow Speed
		125–130	No Function
		131	Right to Left: Slow Speed
		132–248	Right to Left: Slow Speed ... Fast Speed
		249	Right to Left: Fast Speed
		250–255	No Function
11	Pattern X-fade 1		Same as CH 9 in the mode “Standard Mode (62Ch)” (p. 17)
12	Pattern Space 1		Same as CH 10 in the mode “Standard Mode (62Ch)” (p. 17)

CH	Function	DMX	Description
13	Dimmer 3	0	Min
		1–254	Min ... Max
		255	Max
14	Shutter 2		Same as CH 12 in the mode “Standard Mode (62Ch)” (p. 18)
15	Strobe Duration 2	0–255	
16	Red		Same as CH 47 in the mode “Standard Mode (62Ch)” (p. 29)
17	Green		Same as CH 48 in the mode “Standard Mode (62Ch)” (p. 29)
18	Blue		Same as CH 49 in the mode “Standard Mode (62Ch)” (p. 29)
19	Color Temperature		Same as CH 50 in the mode “Standard Mode (62Ch)” (p. 30)
20	Pattern Dimmer 2	0	Min
		1–254	Min ... Max
		255	Max
21	RGB Panel Pattern Selection		Same as CH 54 in the mode “Standard Mode (62Ch)” (p. 37)
22	Pattern Selection X-fade 2	0–5	No Function
		6–255	1...250s
23	Pattern Speed 2	0–5	No Function
		6	Left to Right: Fast Speed
		7–123	Left to Right: Fast Speed ... Slow Speed
		124	Left to Right: Slow Speed
		125–130	No Function
		131	Right to Left: Slow Speed
		132–248	Right to Left: Slow Speed ... Fast Speed
		249	Right to Left: Fast Speed
		250–255	No Function
24	Pattern X-fade 2	0–5	Snap from Cell to Cell
		6	Short Fade
		7–254	Short Fade ... Long Fade
		255	Long Fade
25	Pattern Space 2	0–41	1-Segment Space
		42–84	2-Segment Spaces
		85–127	3-Segment Spaces
		128–170	4-Segment Spaces
		171–213	5-Segment Spaces
		214–255	6-Segment Spaces
26	Pattern Red		Same as CH 59 in the mode “Standard Mode (62Ch)” (p. 41)
27	Pattern Green		Same as CH 60 in the mode “Standard Mode (62Ch)” (p. 41)
28	Pattern Blue		Same as CH 61 in the mode “Standard Mode (62Ch)” (p. 41)
29	Pattern CTC	0–4	7000 K
		5	2000K
		6	2020K
		7	2041K
		8	2061K

CH	Function	DMX	Description
29	Pattern CTC (continued)	9	2081K
		10	2102K
		11	2122K
		12	2143K
		13	2163K
		14	2183K
		15	2204K
		16	2224K
		17	2244K
		18	2265K
		19	2285K
		20	2305K
		21	2326K
		22	2346K
		23	2367K
		24	2387K
		25	2407K
		26	2428K
		27	2448K
		28	2468K
		29	2489K
		30	2509K
		31	2529K
		32	2550K
		33	2570K
		34	2590K
		35	2611K
		36	2631K
		37	2652K
		38	2672K
		39	2692K
		40	2713K
		41	2733K
		42	2753K
		43	2774K
		44	2794K
		45	2814K
		46	2835K
		47	2855K
		48	2876K
		49	2896K
		50	2916K

CH	Function	DMX	Description
29	Pattern CTC (continued)	51	2937K
		52	2957K
		53	2977K
		54	2998K
		55	3018K
		56	3038K
		57	3059K
		58	3079K
		59	3100K
		60	3120K
		61	3140K
		62	3161K
		63	3181K
		64	3201K
		65	3222K
		66	3242K
		67	3262K
		68	3283K
		69	3303K
		70	3324K
		71	3344K
		72	3364K
		73	3385K
		74	3405K
		75	3425K
		76	3446K
		77	3466K
		78	3486K
		79	3507K
		80	3527K
		81	3548K
		82	3568K
		83	3588K
		84	3609K
		85	3629K
		86	3649K
		87	3670K
		88	3690K
		89	3710K
		90	3731K
		91	3751K
		92	3771K

CH	Function	DMX	Description
29	Pattern CTC (continued)	93	3792K
		94	3812K
		95	3833K
		96	3853K
		97	3873K
		98	3894K
		99	3914K
		100	3934K
		101	3955K
		102	3975K
		103	3995K
		104	4016K
		105	4036K
		106	4057K
		107	4077K
		108	4097K
		109	4118K
		110	4138K
		111	4158K
		112	4179K
		113	4199K
		114	4219K
		115	4240K
		116	4260K
		117	4281K
		118–119	4301K
		120	4342K
		121	4362K
		122	4382K
		123	4403K
		124	4423K
		125	4443K
		126	4464K
		127	4484K
		128	4505K
		129	4525K
		130	4545K
		131	4566K
		132	4586K
		133	4606K
		134	4627K
		135	4647K

CH	Function	DMX	Description
29	Pattern CTC (continued)	136	4667K
		137	4688K
		138	4708K
		139	4729K
		140	4749K
		141	4769K
		142	4790K
		143	4810K
		144	4830K
		145	4851K
		146	4871K
		147	4891K
		148	4912K
		149	4932K
		150	4952K
		151	4973K
		152	4993K
		153	5014K
		154	5034K
		155	5054K
		156	5075K
		157	5095K
		158	5115K
		159	5136K
		160	5156K
		161	5176K
		162	5197K
		163	5217K
		164	5238K
		165	5258K
		166	5278K
		167	5299K
		168	5319K
		169	5339K
		170	5360K
		171	5380K
		172	5400K
		173	5421K
		174	5441K
		175	5462K
		176	5482K
		177	5502K

CH	Function	DMX	Description
29	Pattern CTC (continued)	178	5523K
		179	5543K
		180	5563K
		181	5584K
		182	5604K
		183	5624K
		184	5645K
		185	5665K
		186	5686K
		187	5706K
		188	5726K
		189	5747K
		190	5767K
		191	5787K
		192	5808K
		193	5828K
		194	5848K
		195	5869K
		196	5889K
		197	5910K
		198	5930K
		199	5950K
		200	5971K
		201	5991K
		202	6011K
		203	6032K
		204	6052K
		205	6072K
		206	6093K
		207	6113K
		208	6133K
		209	6154K
		210	6174K
		211	6195K
		212	6215K
		213	6235K
		214	6256K
		215	6276K
		216	6296K
		217	6317K
		218	6337K
		219	6357K

CH	Function	DMX	Description
29	Pattern CTC (continued)	220	6378K
		221	6398K
		222	6419K
		223	6439K
		224	6459K
		225	6480K
		226	6500K
		227	6621K
		228	6741K
		229	6862K
		230	6983K
		231	7103K
		232	7224K
		233	7345K
		234	7466K
		235	7586K
		236	7707K
		237	7828K
		238	7948K
		239	8069K
		240	8190K
		241	8310K
		242	8431K
		243	8552K
		244	8672K
		245	8793K
		246	8914K
		247	9034K
		248	9155K
		249	9276K
		250	9397K
		251	9517K
		252	9638K
		253	9759K
		254	9879K
		255	10000K
30	Control		Same as CH 62 in the mode “Standard Mode (62Ch)” (p. 41)

Mode Simple Mode

If the device receives DMX in this mode but gives no light, check these channels: CH 6 Shutter 1 at 20–24 “Shutter Open” or 65–69, 85–89, 105–109, 125–129, 145–149, 165–169, 185–189, 205–209, 225–229, 245–255 “Open”; CH 9 Shutter 2 at 20–24 “Shutter Open” or 65–69, 85–89, 105–109, 125–129, 145–149, 165–169, 185–189, 205–209, 225–229, 245–255 “Open”. The GDTF file gives these values for a console's Highlight function: CH 1 Dimmer 1 255, CH 5 Dimmer 2 255, CH 8 Dimmer 3 255, CH 11 Red 255, CH 12 Green 255, CH 13 Blue 255.

Channel functions at a glance

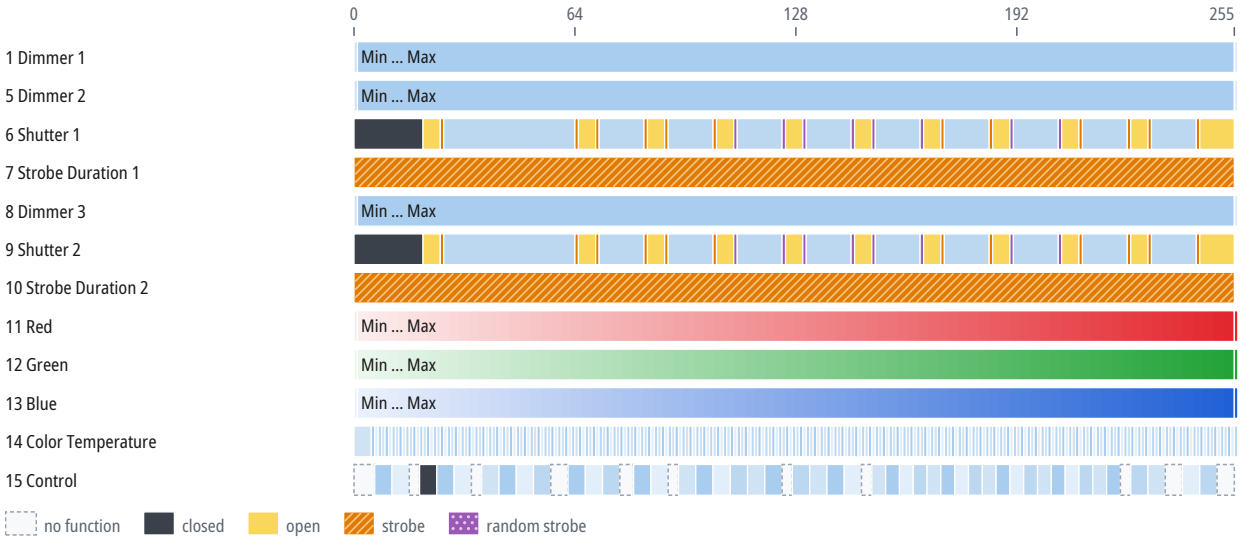

CH	Function	DMX	Description
1	Dimmer 1		Same as CH 1 in the mode “Standard Mode (62Ch)” (p. 10)
5	Dimmer 2		Same as CH 2 in the mode “Easy Mode” (p. 43)
6	Shutter 1		Same as CH 3 in the mode “Standard Mode (62Ch)” (p. 10)
7	Strobe Duration 1	0–255	
8	Dimmer 3		Same as CH 13 in the mode “Easy Mode” (p. 50)
9	Shutter 2		Same as CH 12 in the mode “Standard Mode (62Ch)” (p. 18)
10	Strobe Duration 2	0–255	
11	Red		Same as CH 47 in the mode “Standard Mode (62Ch)” (p. 29)
12	Green		Same as CH 48 in the mode “Standard Mode (62Ch)” (p. 29)
13	Blue		Same as CH 49 in the mode “Standard Mode (62Ch)” (p. 29)
14	Color Temperature		Same as CH 50 in the mode “Standard Mode (62Ch)” (p. 30)
15	Control		Same as CH 62 in the mode “Standard Mode (62Ch)” (p. 41)

Mode Pure Mode (118Ch)

If the device receives DMX in this mode but gives no light, check these channels: CH 1 Dimmer 1 above 0; CH 4 Dimmer above 0 (the same in each of the 12 cells); CH 18 Dimmer above 0 (the same in each of the 12 cells); CH 32 Dimmer above 0 (the same in each of the 12 cells); CH 46 Dimmer above 0 (the same in each of the 12 cells).

Channel functions at a glance

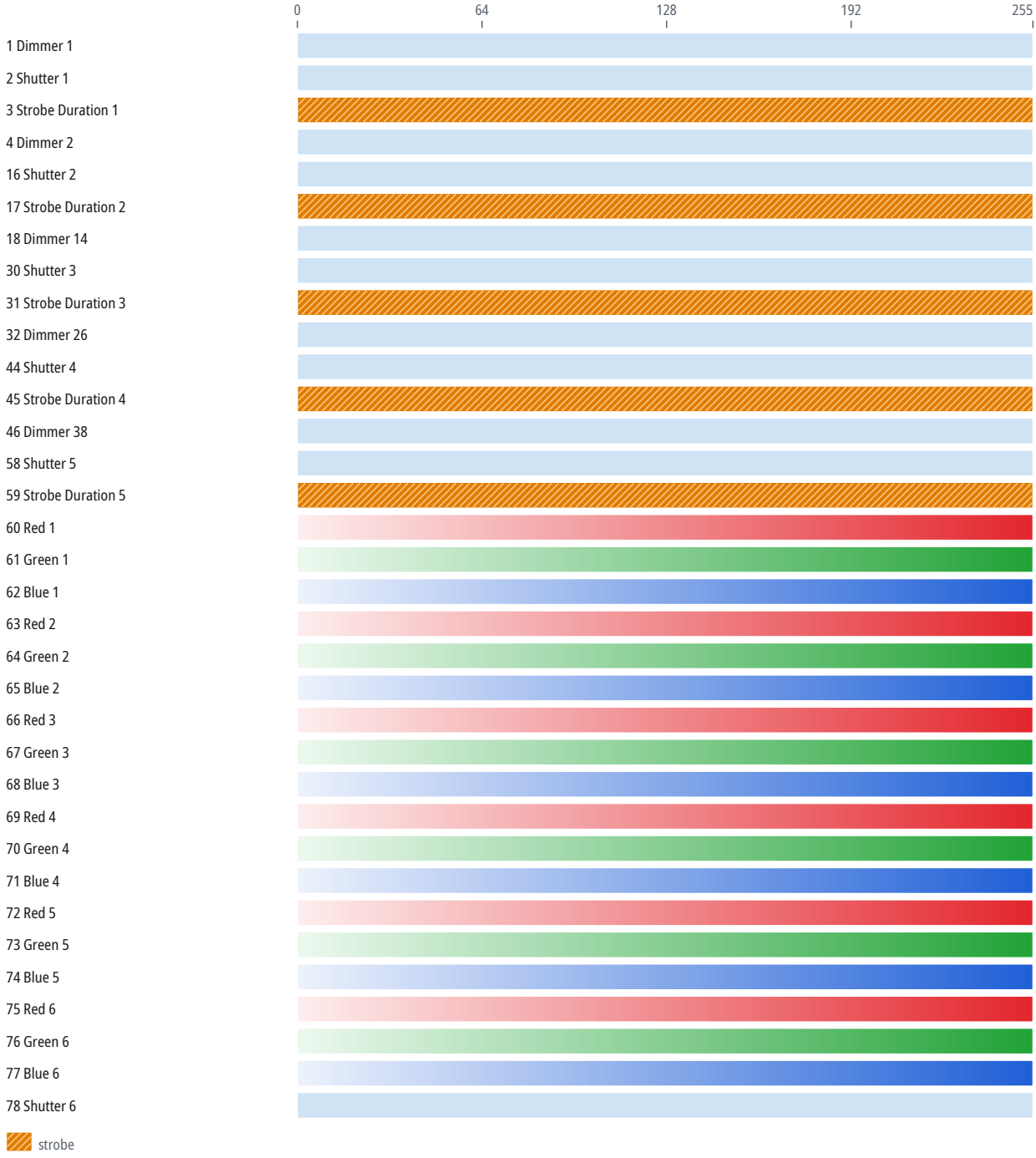

Channel functions at a glance

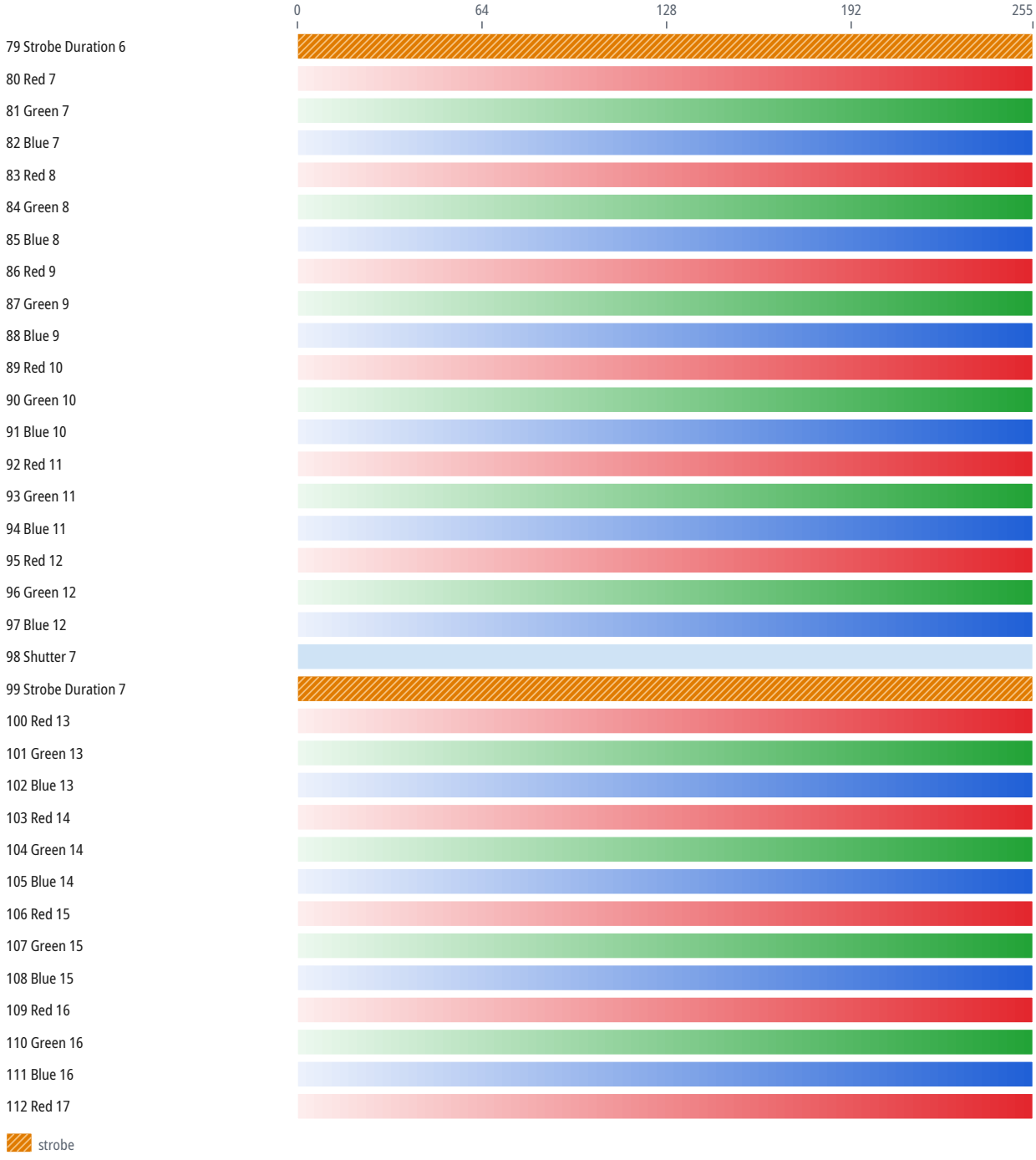

Channel functions at a glance

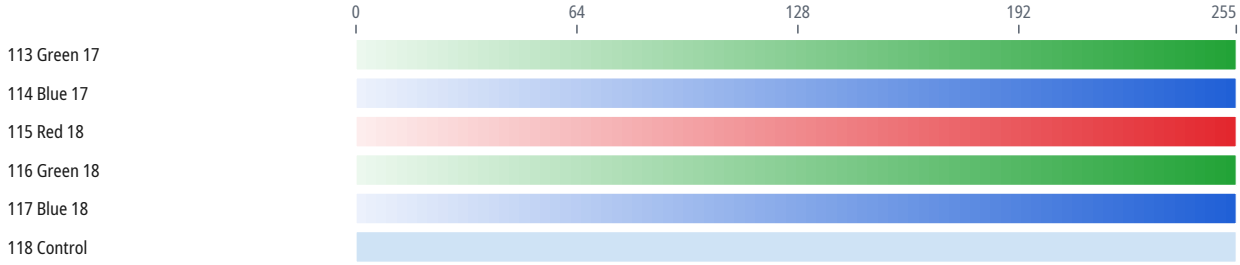

CH	Function	DMX	Description
1	Dimmer 1	0–255	
2	Shutter 1	0–255	
3	Strobe Duration 1	0–255	
4	Dimmer 2	0–255	
16	Shutter 2	0–255	
17	Strobe Duration 2	0–255	
18	Dimmer 14	0–255	
30	Shutter 3	0–255	
31	Strobe Duration 3	0–255	
32	Dimmer 26	0–255	
44	Shutter 4	0–255	
45	Strobe Duration 4	0–255	
46	Dimmer 38	0–255	
58	Shutter 5	0–255	
59	Strobe Duration 5	0–255	
60	Red 1	0–255	
61	Green 1	0–255	
62	Blue 1	0–255	
63	Red 2	0–255	
64	Green 2	0–255	
65	Blue 2	0–255	
66	Red 3	0–255	
67	Green 3	0–255	
68	Blue 3	0–255	
69	Red 4	0–255	
70	Green 4	0–255	
71	Blue 4	0–255	
72	Red 5	0–255	
73	Green 5	0–255	
74	Blue 5	0–255	
75	Red 6	0–255	
76	Green 6	0–255	
77	Blue 6	0–255	

CH	Function	DMX	Description
78	Shutter 6	0–255	
79	Strobe Duration 6	0–255	
80	Red 7	0–255	
81	Green 7	0–255	
82	Blue 7	0–255	
83	Red 8	0–255	
84	Green 8	0–255	
85	Blue 8	0–255	
86	Red 9	0–255	
87	Green 9	0–255	
88	Blue 9	0–255	
89	Red 10	0–255	
90	Green 10	0–255	
91	Blue 10	0–255	
92	Red 11	0–255	
93	Green 11	0–255	
94	Blue 11	0–255	
95	Red 12	0–255	
96	Green 12	0–255	
97	Blue 12	0–255	
98	Shutter 7	0–255	
99	Strobe Duration 7	0–255	
100	Red 13	0–255	
101	Green 13	0–255	
102	Blue 13	0–255	
103	Red 14	0–255	
104	Green 14	0–255	
105	Blue 14	0–255	
106	Red 15	0–255	
107	Green 15	0–255	
108	Blue 15	0–255	
109	Red 16	0–255	
110	Green 16	0–255	
111	Blue 16	0–255	
112	Red 17	0–255	
113	Green 17	0–255	
114	Blue 17	0–255	
115	Red 18	0–255	
116	Green 18	0–255	
117	Blue 18	0–255	
118	Control	0–255	

CH 4–15: 12 cells of 1 channel each. Every cell works as cell 1 in the table above (CH 4); the table below

gives each cell's channel numbers.

Cell	Dimmer	Cell	Dimmer	Cell	Dimmer	Cell	Dimmer	Cell	Dimmer	Cell	Dimmer
1	4	2	5	3	6	4	7	5	8	6	9
7	10	8	11	9	12	10	13	11	14	12	15

CH 18–29: 12 cells of 1 channel each. Every cell works as cell 1 in the table above (CH 18); the table below gives each cell's channel numbers.

Cell	Dimmer	Cell	Dimmer	Cell	Dimmer	Cell	Dimmer	Cell	Dimmer	Cell	Dimmer
1	18	2	19	3	20	4	21	5	22	6	23
7	24	8	25	9	26	10	27	11	28	12	29

CH 32–43: 12 cells of 1 channel each. Every cell works as cell 1 in the table above (CH 32); the table below gives each cell's channel numbers.

Cell	Dimmer	Cell	Dimmer	Cell	Dimmer	Cell	Dimmer	Cell	Dimmer	Cell	Dimmer
1	32	2	33	3	34	4	35	5	36	6	37
7	38	8	39	9	40	10	41	11	42	12	43

CH 46–57: 12 cells of 1 channel each. Every cell works as cell 1 in the table above (CH 46); the table below gives each cell's channel numbers.

Cell	Dimmer	Cell	Dimmer	Cell	Dimmer	Cell	Dimmer	Cell	Dimmer	Cell	Dimmer
1	46	2	47	3	48	4	49	5	50	6	51
7	52	8	53	9	54	10	55	11	56	12	57

Mode Pure Mode (221Ch) 16 bit

16-bit parameters use two channels, coarse and fine: value = 256 × coarse value + fine value.

If the device receives DMX in this mode but gives no light, check these channels: CH 1 Dimmer 1 above 0; CH 5 Dimmer above 0 (the same in each of the 12 cells); CH 31 Dimmer above 0 (the same in each of the 12 cells); CH 57 Dimmer above 0 (the same in each of the 12 cells); CH 83 Dimmer above 0 (the same in each of the 12 cells).

Channel functions at a glance

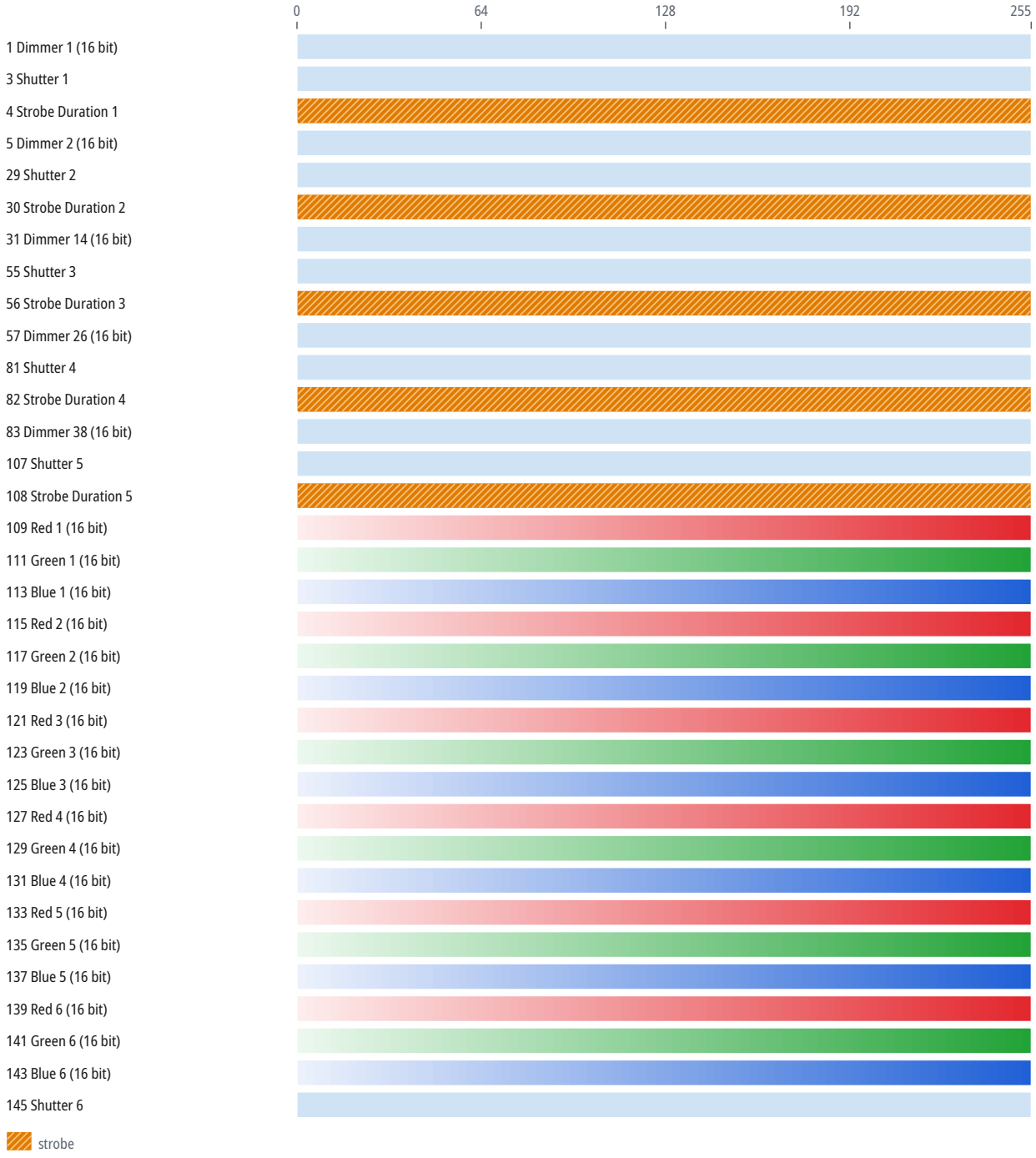

Channel functions at a glance

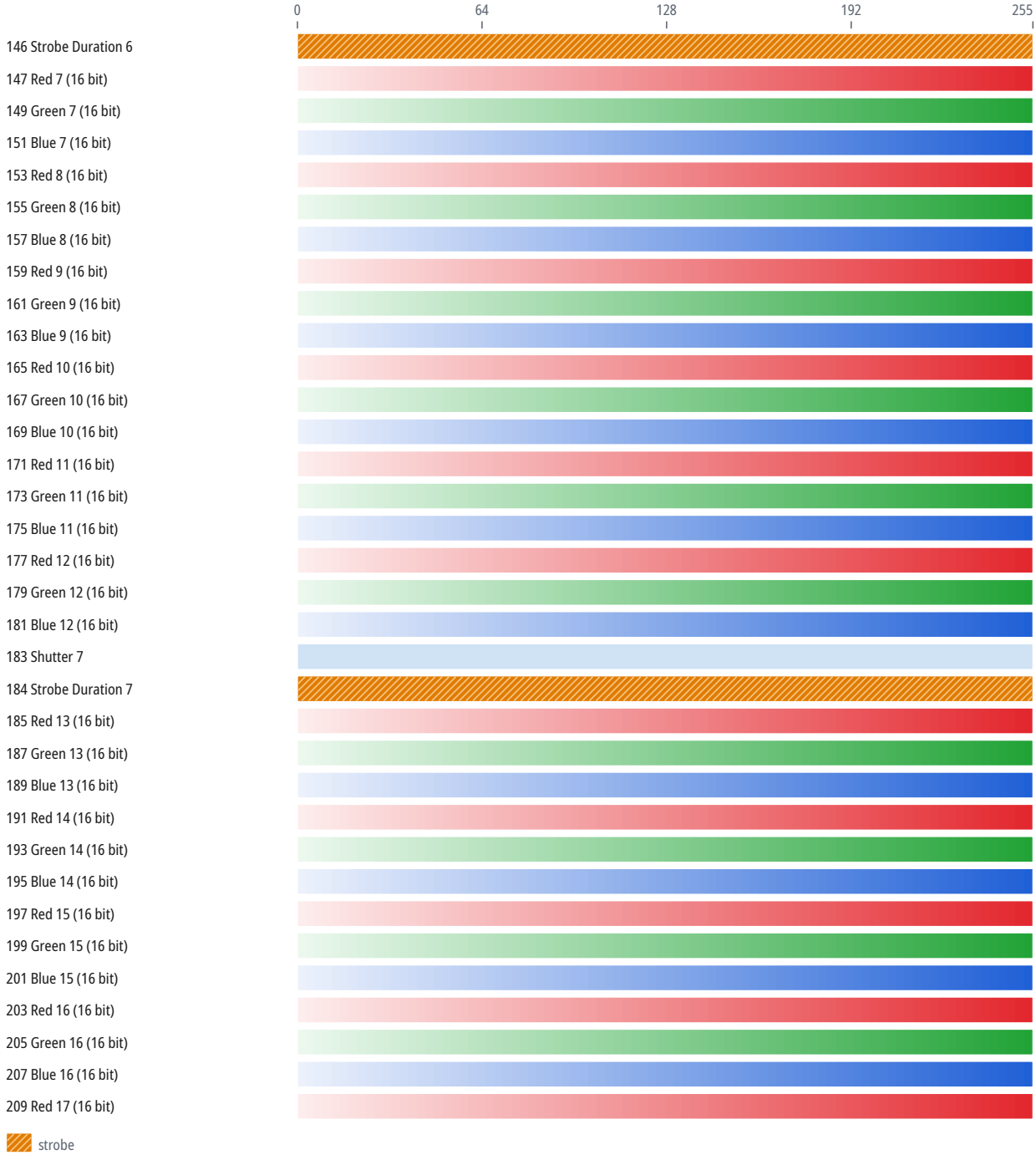

Channel functions at a glance

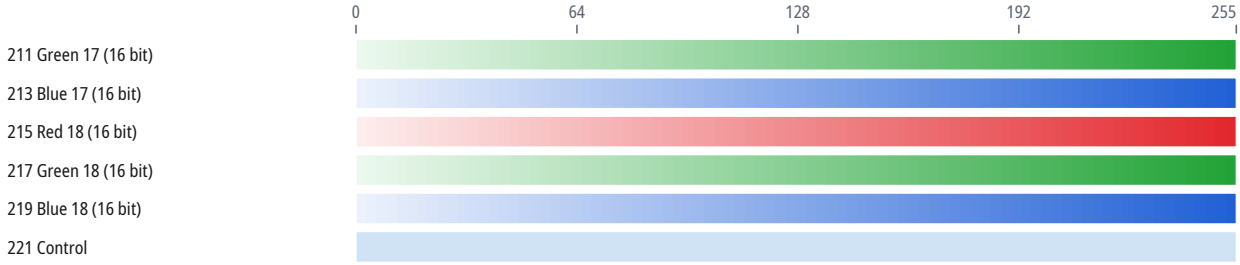

CH	Function	DMX	Description
1	Dimmer 1	0–255	
2	Dimmer 1 Fine	0–255	Fine adjustment of CH 1
3	Shutter 1	0–255	
4	Strobe Duration 1	0–255	
5	Dimmer 2	0–255	
6	Dimmer 2 Fine	0–255	Fine adjustment of CH 5
29	Shutter 2	0–255	
30	Strobe Duration 2	0–255	
31	Dimmer 14	0–255	
32	Dimmer 14 Fine	0–255	Fine adjustment of CH 31
55	Shutter 3	0–255	
56	Strobe Duration 3	0–255	
57	Dimmer 26	0–255	
58	Dimmer 26 Fine	0–255	Fine adjustment of CH 57
81	Shutter 4	0–255	
82	Strobe Duration 4	0–255	
83	Dimmer 38	0–255	
84	Dimmer 38 Fine	0–255	Fine adjustment of CH 83
107	Shutter 5	0–255	
108	Strobe Duration 5	0–255	
109	Red 1	0–255	
110	Red 1 Fine	0–255	Fine adjustment of CH 109
111	Green 1	0–255	
112	Green 1 Fine	0–255	Fine adjustment of CH 111
113	Blue 1	0–255	
114	Blue 1 Fine	0–255	Fine adjustment of CH 113
115	Red 2	0–255	
116	Red 2 Fine	0–255	Fine adjustment of CH 115
117	Green 2	0–255	
118	Green 2 Fine	0–255	Fine adjustment of CH 117
119	Blue 2	0–255	
120	Blue 2 Fine	0–255	Fine adjustment of CH 119
121	Red 3	0–255	

CH	Function	DMX	Description
122	Red 3 Fine	0–255	Fine adjustment of CH 121
123	Green 3	0–255	
124	Green 3 Fine	0–255	Fine adjustment of CH 123
125	Blue 3	0–255	
126	Blue 3 Fine	0–255	Fine adjustment of CH 125
127	Red 4	0–255	
128	Red 4 Fine	0–255	Fine adjustment of CH 127
129	Green 4	0–255	
130	Green 4 Fine	0–255	Fine adjustment of CH 129
131	Blue 4	0–255	
132	Blue 4 Fine	0–255	Fine adjustment of CH 131
133	Red 5	0–255	
134	Red 5 Fine	0–255	Fine adjustment of CH 133
135	Green 5	0–255	
136	Green 5 Fine	0–255	Fine adjustment of CH 135
137	Blue 5	0–255	
138	Blue 5 Fine	0–255	Fine adjustment of CH 137
139	Red 6	0–255	
140	Red 6 Fine	0–255	Fine adjustment of CH 139
141	Green 6	0–255	
142	Green 6 Fine	0–255	Fine adjustment of CH 141
143	Blue 6	0–255	
144	Blue 6 Fine	0–255	Fine adjustment of CH 143
145	Shutter 6	0–255	
146	Strobe Duration 6	0–255	
147	Red 7	0–255	
148	Red 7 Fine	0–255	Fine adjustment of CH 147
149	Green 7	0–255	
150	Green 7 Fine	0–255	Fine adjustment of CH 149
151	Blue 7	0–255	
152	Blue 7 Fine	0–255	Fine adjustment of CH 151
153	Red 8	0–255	
154	Red 8 Fine	0–255	Fine adjustment of CH 153
155	Green 8	0–255	
156	Green 8 Fine	0–255	Fine adjustment of CH 155
157	Blue 8	0–255	
158	Blue 8 Fine	0–255	Fine adjustment of CH 157
159	Red 9	0–255	
160	Red 9 Fine	0–255	Fine adjustment of CH 159
161	Green 9	0–255	
162	Green 9 Fine	0–255	Fine adjustment of CH 161
163	Blue 9	0–255	

CH	Function	DMX	Description
164	Blue 9 Fine	0–255	Fine adjustment of CH 163
165	Red 10	0–255	
166	Red 10 Fine	0–255	Fine adjustment of CH 165
167	Green 10	0–255	
168	Green 10 Fine	0–255	Fine adjustment of CH 167
169	Blue 10	0–255	
170	Blue 10 Fine	0–255	Fine adjustment of CH 169
171	Red 11	0–255	
172	Red 11 Fine	0–255	Fine adjustment of CH 171
173	Green 11	0–255	
174	Green 11 Fine	0–255	Fine adjustment of CH 173
175	Blue 11	0–255	
176	Blue 11 Fine	0–255	Fine adjustment of CH 175
177	Red 12	0–255	
178	Red 12 Fine	0–255	Fine adjustment of CH 177
179	Green 12	0–255	
180	Green 12 Fine	0–255	Fine adjustment of CH 179
181	Blue 12	0–255	
182	Blue 12 Fine	0–255	Fine adjustment of CH 181
183	Shutter 7	0–255	
184	Strobe Duration 7	0–255	
185	Red 13	0–255	
186	Red 13 Fine	0–255	Fine adjustment of CH 185
187	Green 13	0–255	
188	Green 13 Fine	0–255	Fine adjustment of CH 187
189	Blue 13	0–255	
190	Blue 13 Fine	0–255	Fine adjustment of CH 189
191	Red 14	0–255	
192	Red 14 Fine	0–255	Fine adjustment of CH 191
193	Green 14	0–255	
194	Green 14 Fine	0–255	Fine adjustment of CH 193
195	Blue 14	0–255	
196	Blue 14 Fine	0–255	Fine adjustment of CH 195
197	Red 15	0–255	
198	Red 15 Fine	0–255	Fine adjustment of CH 197
199	Green 15	0–255	
200	Green 15 Fine	0–255	Fine adjustment of CH 199
201	Blue 15	0–255	
202	Blue 15 Fine	0–255	Fine adjustment of CH 201
203	Red 16	0–255	
204	Red 16 Fine	0–255	Fine adjustment of CH 203
205	Green 16	0–255	

CH	Function	DMX	Description
206	Green 16 Fine	0–255	Fine adjustment of CH 205
207	Blue 16	0–255	
208	Blue 16 Fine	0–255	Fine adjustment of CH 207
209	Red 17	0–255	
210	Red 17 Fine	0–255	Fine adjustment of CH 209
211	Green 17	0–255	
212	Green 17 Fine	0–255	Fine adjustment of CH 211
213	Blue 17	0–255	
214	Blue 17 Fine	0–255	Fine adjustment of CH 213
215	Red 18	0–255	
216	Red 18 Fine	0–255	Fine adjustment of CH 215
217	Green 18	0–255	
218	Green 18 Fine	0–255	Fine adjustment of CH 217
219	Blue 18	0–255	
220	Blue 18 Fine	0–255	Fine adjustment of CH 219
221	Control	0–255	

CH 5–28: 12 cells of 2 channels each. Every cell works as cell 1 in the table above (CH 5–6); the table below gives each cell's channel numbers.

Cell	Dimmer	Dimmer Fine	Cell	Dimmer	Dimmer Fine	Cell	Dimmer	Dimmer Fine	Cell	Dimmer	Dimmer Fine
1	5	6	2	7	8	3	9	10	4	11	12
5	13	14	6	15	16	7	17	18	8	19	20
9	21	22	10	23	24	11	25	26	12	27	28

CH 31–54: 12 cells of 2 channels each. Every cell works as cell 1 in the table above (CH 31–32); the table below gives each cell's channel numbers.

Cell	Dimmer	Dimmer Fine	Cell	Dimmer	Dimmer Fine	Cell	Dimmer	Dimmer Fine	Cell	Dimmer	Dimmer Fine
1	31	32	2	33	34	3	35	36	4	37	38
5	39	40	6	41	42	7	43	44	8	45	46
9	47	48	10	49	50	11	51	52	12	53	54

CH 57–80: 12 cells of 2 channels each. Every cell works as cell 1 in the table above (CH 57–58); the table below gives each cell's channel numbers.

Cell	Dimmer	Dimmer Fine	Cell	Dimmer	Dimmer Fine	Cell	Dimmer	Dimmer Fine	Cell	Dimmer	Dimmer Fine
1	57	58	2	59	60	3	61	62	4	63	64
5	65	66	6	67	68	7	69	70	8	71	72
9	73	74	10	75	76	11	77	78	12	79	80

CH 83–106: 12 cells of 2 channels each. Every cell works as cell 1 in the table above (CH 83–84); the table below gives each cell's channel numbers.

Cell	Dimmer	Dimmer Fine	Cell	Dimmer	Dimmer Fine	Cell	Dimmer	Dimmer Fine	Cell	Dimmer	Dimmer Fine
1	83	84	2	85	86	3	87	88	4	89	90
5	91	92	6	93	94	7	95	96	8	97	98
9	99	100	10	101	102	11	103	104	12	105	106

Mode Full Acces Mode (188Ch)

If the device receives DMX in this mode but gives no light, check these channels: CH 1 Dimmer above 0 (the same in each of the 13 cells); CH 16 Pattern Dimmer 1 above 0; CH 22 Dimmer above 0 (the same in each of the 12 cells); CH 36 Pattern Dimmer 2 above 0; CH 42 Dimmer above 0 (the same in each of the 12 cells); CH 56 Pattern Dimmer 3 above 0; CH 62 Dimmer above 0 (the same in each of the 12 cells); CH 76 Pattern Dimmer 4 above 0; CH 82 Pattern Dimmer 5 above 0; CH 90 Pattern Dimmer 6 above 0; CH 120 Pattern Dimmer 7 above 0; CH 150 Pattern Dimmer 8 above 0; CH 178 Pattern Dimmer 9 above 0.

Channel functions at a glance



Channel functions at a glance

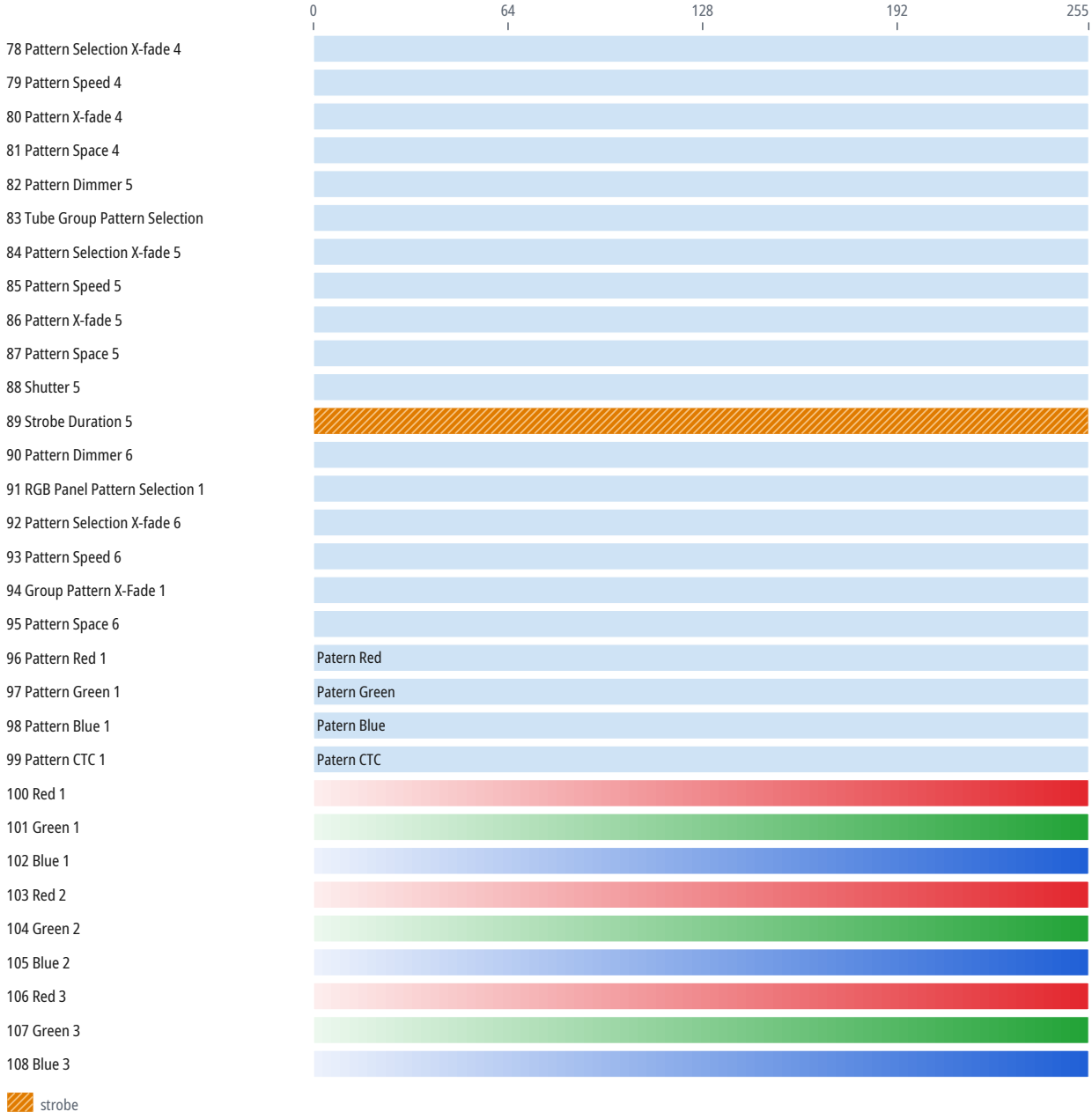

Channel functions at a glance

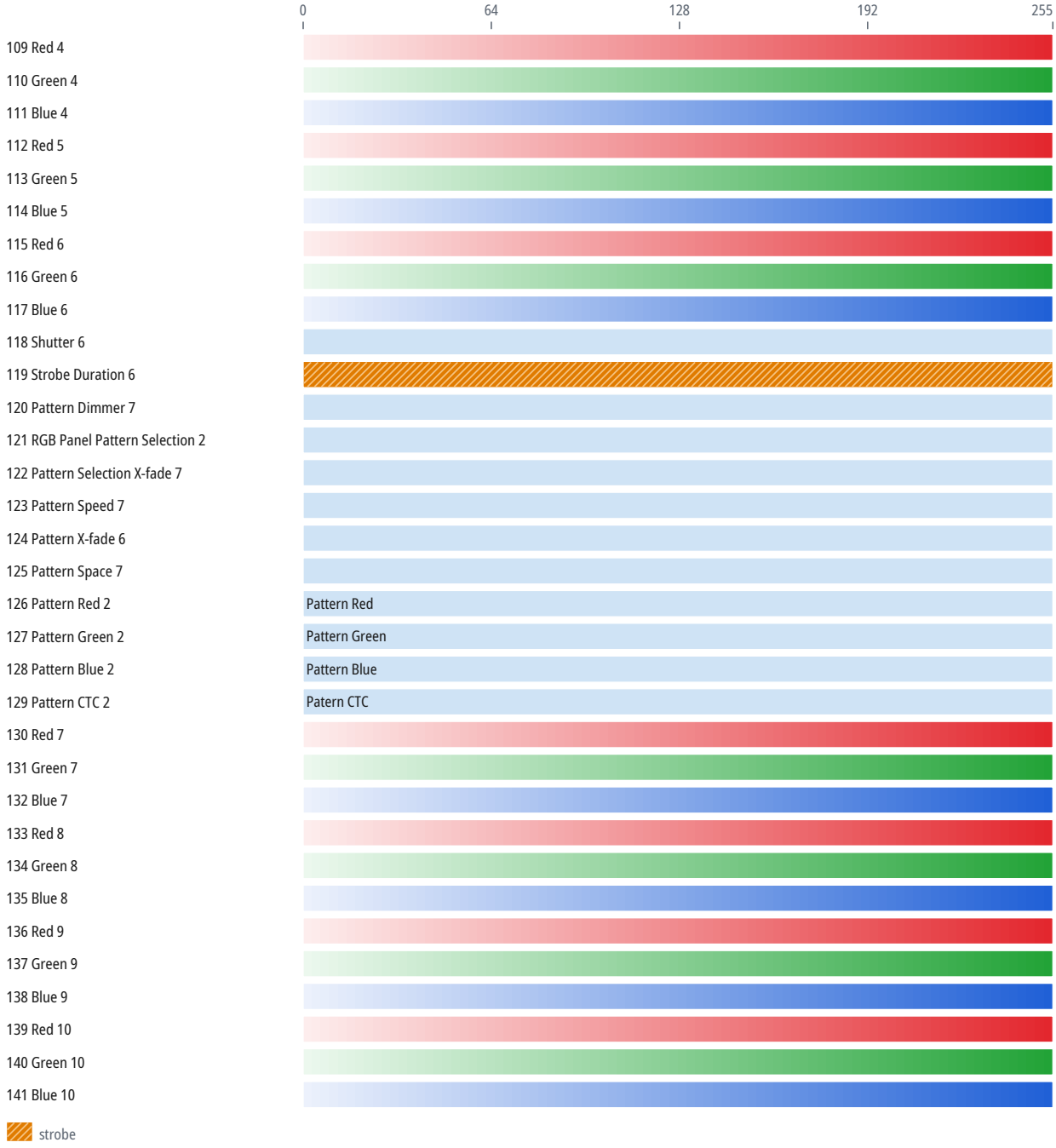

Channel functions at a glance

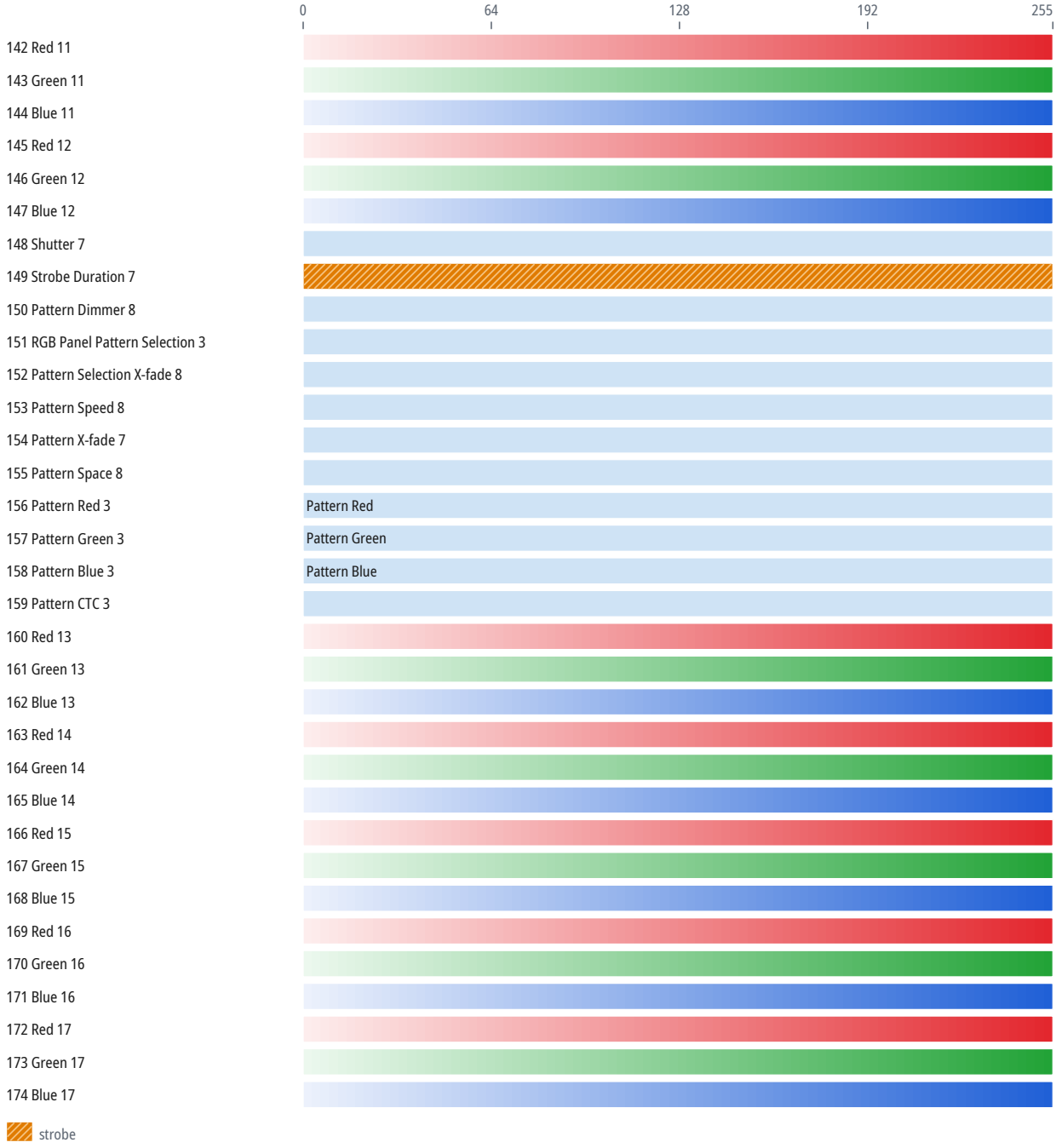

Channel functions at a glance

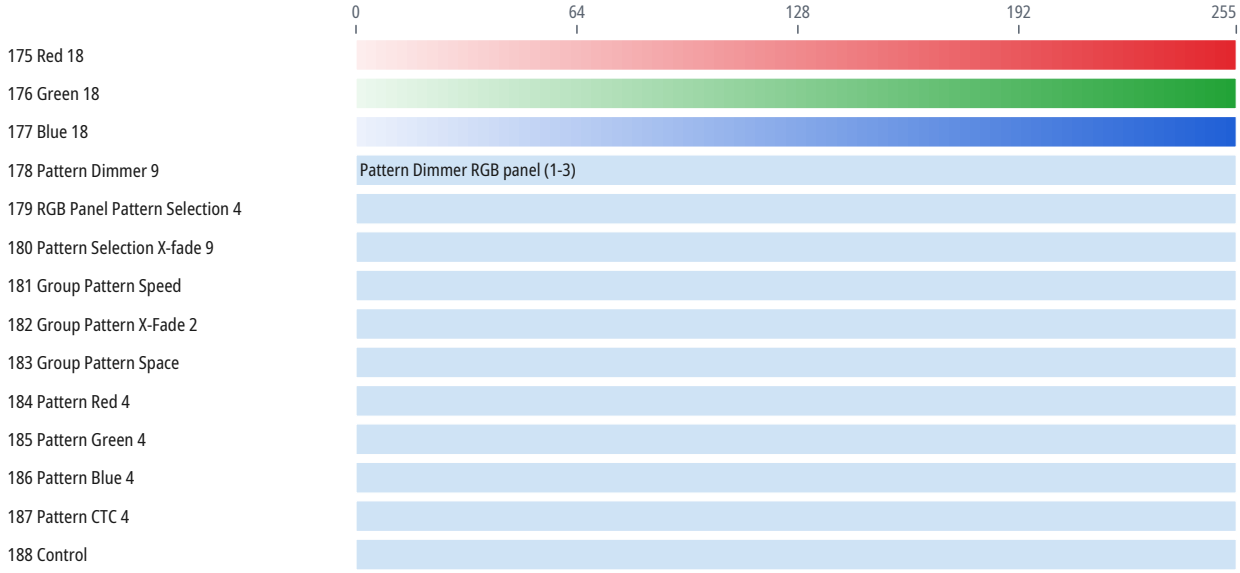

CH	Function	DMX	Description
1	Dimmer 1	0–255	
14	Shutter 1	0–255	
15	Strobe Duration 1	0–255	
16	Pattern Dimmer 1	0–255	
17	Tube Pattern Selection 1	0–255	
18	Pattern Selection X-fade 1	0–255	
19	Pattern Speed 1	0–255	
20	Pattern X-fade 1	0–255	
21	Pattern Space 1	0–255	
22	Dimmer 14	0–255	
34	Shutter 2	0–255	
35	Strobe Duration 2	0–255	
36	Pattern Dimmer 2	0–255	
37	Tube Pattern Selection 2	0–255	
38	Pattern Selection X-fade 2	0–255	
39	Pattern Speed 2	0–255	
40	Pattern X-fade 2	0–255	
41	Pattern Space 2	0–255	
42	Dimmer 26	0–255	
54	Shutter 3	0–255	
55	Strobe Duration 3	0–255	
56	Pattern Dimmer 3	0–255	
57	Tube Pattern Selection 3	0–255	
58	Pattern Selection X-fade 3	0–255	
59	Pattern Speed 3	0–255	
60	Pattern X-fade 3	0–255	

CH	Function	DMX	Description
61	Pattern Space 3	0–255	
62	Dimmer 38	0–255	
74	Shutter 4	0–255	
75	Strobe Duration 4	0–255	
76	Pattern Dimmer 4	0–255	
77	Tube Pattern Selection 4	0–255	
78	Pattern Selection X-fade 4	0–255	
79	Pattern Speed 4	0–255	
80	Pattern X-fade 4	0–255	
81	Pattern Space 4	0–255	
82	Pattern Dimmer 5	0–255	
83	Tube Group Pattern Selection	0–255	
84	Pattern Selection X-fade 5	0–255	
85	Pattern Speed 5	0–255	
86	Pattern X-fade 5	0–255	
87	Pattern Space 5	0–255	
88	Shutter 5	0–255	
89	Strobe Duration 5	0–255	
90	Pattern Dimmer 6	0–255	
91	RGB Panel Pattern Selection 1	0–255	
92	Pattern Selection X-fade 6	0–255	
93	Pattern Speed 6	0–255	
94	Group Pattern X-Fade 1	0–255	
95	Pattern Space 6	0–255	
96	Pattern Red 1		Patern Red
		0–255	Patern Red
97	Pattern Green 1		Patern Green
		0–255	Patern Green
98	Pattern Blue 1		Patern Blue
		0–255	Patern Blue
99	Pattern CTC 1		Patern CTC
		0–255	Patern CTC
100	Red 1	0–255	
101	Green 1	0–255	
102	Blue 1	0–255	
103	Red 2	0–255	
104	Green 2	0–255	
105	Blue 2	0–255	
106	Red 3	0–255	
107	Green 3	0–255	
108	Blue 3	0–255	
109	Red 4	0–255	

CH	Function	DMX	Description
110	Green 4	0–255	
111	Blue 4	0–255	
112	Red 5	0–255	
113	Green 5	0–255	
114	Blue 5	0–255	
115	Red 6	0–255	
116	Green 6	0–255	
117	Blue 6	0–255	
118	Shutter 6	0–255	
119	Strobe Duration 6	0–255	
120	Pattern Dimmer 7	0–255	
121	RGB Panel Pattern Selection 2	0–255	
122	Pattern Selection X-fade 7	0–255	
123	Pattern Speed 7	0–255	
124	Pattern X-fade 6	0–255	
125	Pattern Space 7	0–255	
126	Pattern Red 2		Pattern Red
		0–255	Pattern Red
127	Pattern Green 2		Pattern Green
		0–255	Pattern Green
128	Pattern Blue 2		Pattern Blue
		0–255	Pattern Blue
129	Pattern CTC 2		Patern CTC
		0–255	Patern CTC
130	Red 7	0–255	
131	Green 7	0–255	
132	Blue 7	0–255	
133	Red 8	0–255	
134	Green 8	0–255	
135	Blue 8	0–255	
136	Red 9	0–255	
137	Green 9	0–255	
138	Blue 9	0–255	
139	Red 10	0–255	
140	Green 10	0–255	
141	Blue 10	0–255	
142	Red 11	0–255	
143	Green 11	0–255	
144	Blue 11	0–255	
145	Red 12	0–255	
146	Green 12	0–255	
147	Blue 12	0–255	

CH	Function	DMX	Description
148	Shutter 7	0–255	
149	Strobe Duration 7	0–255	
150	Pattern Dimmer 8	0–255	
151	RGB Panel Pattern Selection 3	0–255	
152	Pattern Selection X-fade 8	0–255	
153	Pattern Speed 8	0–255	
154	Pattern X-fade 7	0–255	
155	Pattern Space 8	0–255	
156	Pattern Red 3		Pattern Red
		0–255	Pattern Red
157	Pattern Green 3		Pattern Green
		0–255	Pattern Green
158	Pattern Blue 3		Pattern Blue
		0–255	Pattern Blue
159	Pattern CTC 3	0–255	
160	Red 13	0–255	
161	Green 13	0–255	
162	Blue 13	0–255	
163	Red 14	0–255	
164	Green 14	0–255	
165	Blue 14	0–255	
166	Red 15	0–255	
167	Green 15	0–255	
168	Blue 15	0–255	
169	Red 16	0–255	
170	Green 16	0–255	
171	Blue 16	0–255	
172	Red 17	0–255	
173	Green 17	0–255	
174	Blue 17	0–255	
175	Red 18	0–255	
176	Green 18	0–255	
177	Blue 18	0–255	
178	Pattern Dimmer 9		Pattern Dimmer RGB panel (1-3)
		0–255	Pattern Dimmer RGB panel (1-3)
179	RGB Panel Pattern Selection 4	0–255	
180	Pattern Selection X-fade 9	0–255	
181	Group Pattern Speed	0–255	
182	Group Pattern X-Fade 2	0–255	
183	Group Pattern Space	0–255	
184	Pattern Red 4	0–255	
185	Pattern Green 4	0–255	

CH	Function	DMX	Description
186	Pattern Blue 4	0–255	
187	Pattern CTC 4	0–255	
188	Control	0–255	

CH 1–13: 13 cells of 1 channel each. Every cell works as cell 1 in the table above (CH 1); the table below gives each cell's channel numbers.

Cell	Dimmer	Cell	Dimmer	Cell	Dimmer	Cell	Dimmer	Cell	Dimmer	Cell	Dimmer
1	1	2	2	3	3	4	4	5	5	6	6
7	7	8	8	9	9	10	10	11	11	12	12
13	13										

CH 22–33: 12 cells of 1 channel each. Every cell works as cell 1 in the table above (CH 22); the table below gives each cell's channel numbers.

Cell	Dimmer	Cell	Dimmer	Cell	Dimmer	Cell	Dimmer	Cell	Dimmer	Cell	Dimmer
1	22	2	23	3	24	4	25	5	26	6	27
7	28	8	29	9	30	10	31	11	32	12	33

CH 42–53: 12 cells of 1 channel each. Every cell works as cell 1 in the table above (CH 42); the table below gives each cell's channel numbers.

Cell	Dimmer	Cell	Dimmer	Cell	Dimmer	Cell	Dimmer	Cell	Dimmer	Cell	Dimmer
1	42	2	43	3	44	4	45	5	46	6	47
7	48	8	49	9	50	10	51	11	52	12	53

CH 62–73: 12 cells of 1 channel each. Every cell works as cell 1 in the table above (CH 62); the table below gives each cell's channel numbers.

Cell	Dimmer	Cell	Dimmer	Cell	Dimmer	Cell	Dimmer	Cell	Dimmer	Cell	Dimmer
1	62	2	63	3	64	4	65	5	66	6	67
7	68	8	69	9	70	10	71	11	72	12	73

Mode Full Acces Mode 16 bits (291Ch)

16-bit parameters use two channels, coarse and fine: value = 256 × coarse value + fine value.

If the device receives DMX in this mode but gives no light, check these channels: CH 1 Dimmer above 0 (the same in each of the 13 cells); CH 29 Pattern Dimmer 1 above 0; CH 35 Dimmer above 0 (the same in each of the 12 cells); CH 61 Pattern Dimmer 2 above 0; CH 67 Dimmer above 0 (the same in each of the 12 cells); CH 93 Pattern Dimmer 3 above 0; CH 99 Dimmer above 0 (the same in each of the 12 cells); CH 125 Pattern Dimmer 4 above 0; CH 131 Pattern Dimmer 5 above 0; CH 139 Pattern Dimmer 6 above 0; CH 188 Pattern Dimmer 7 above 0; CH 236 Pattern Dimmer 8 above 0; CH 281 Pattern Dimmer 9 above 0.

Channel functions at a glance



Channel functions at a glance

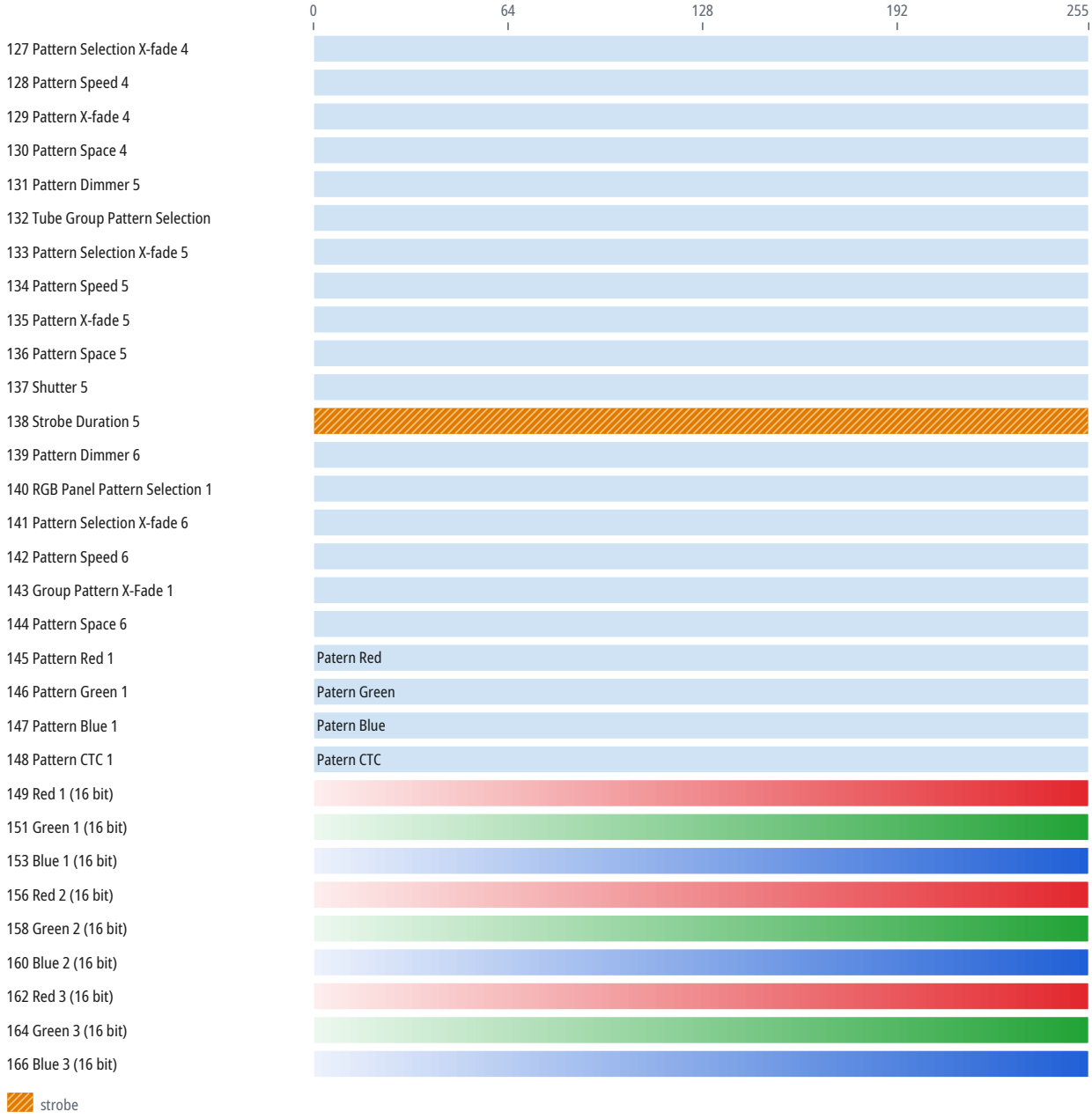

Channel functions at a glance

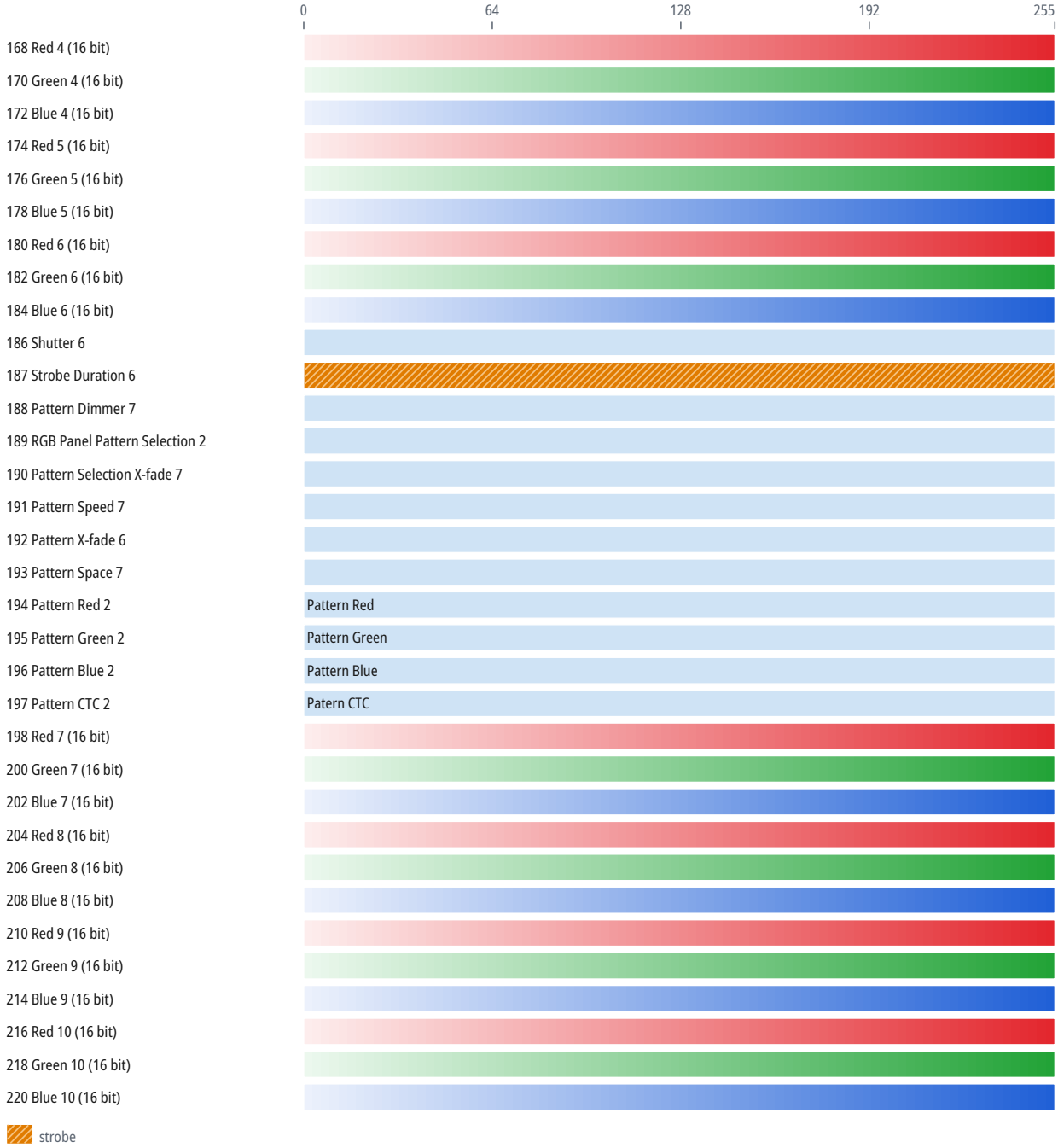

Channel functions at a glance

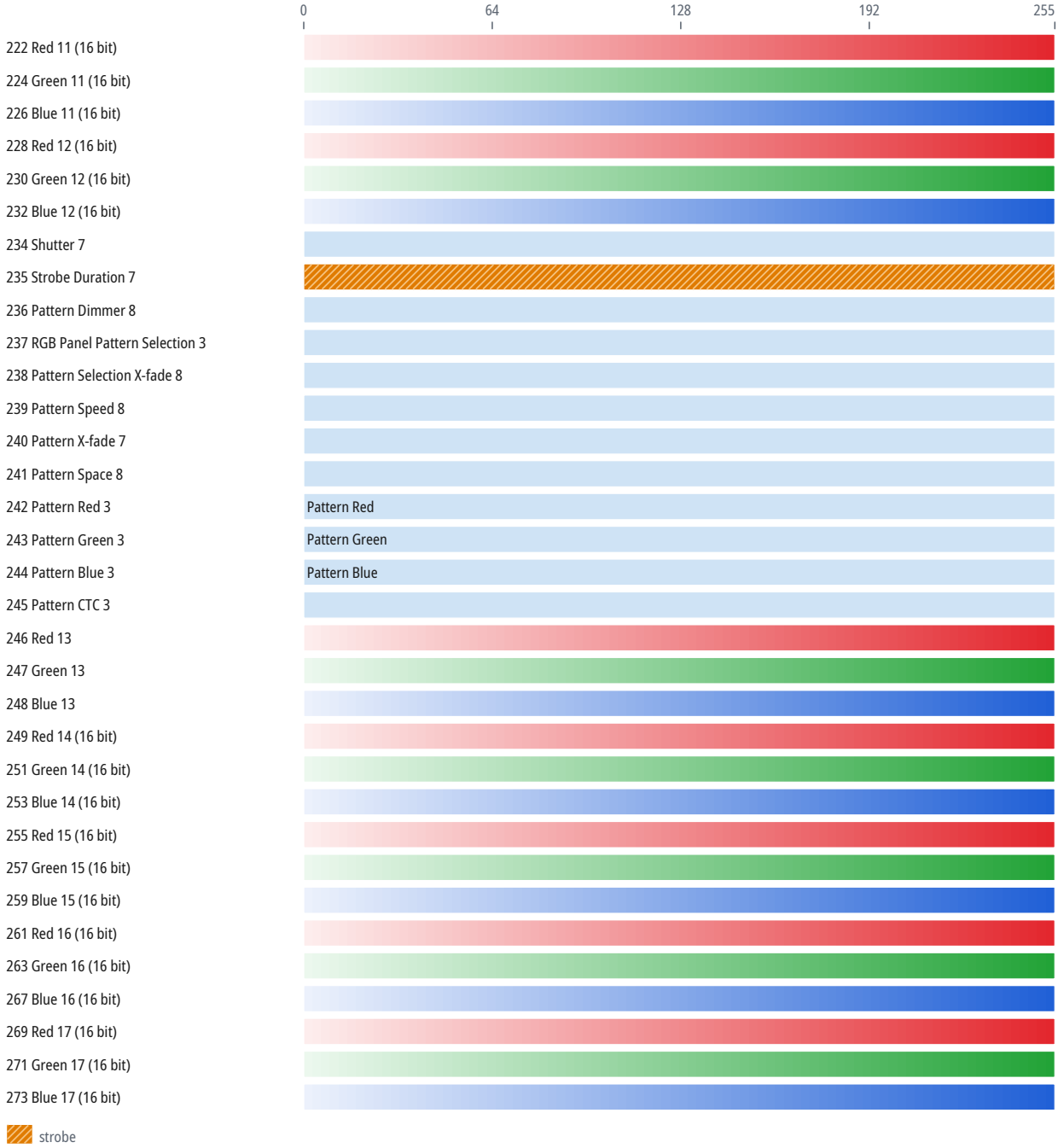

Channel functions at a glance

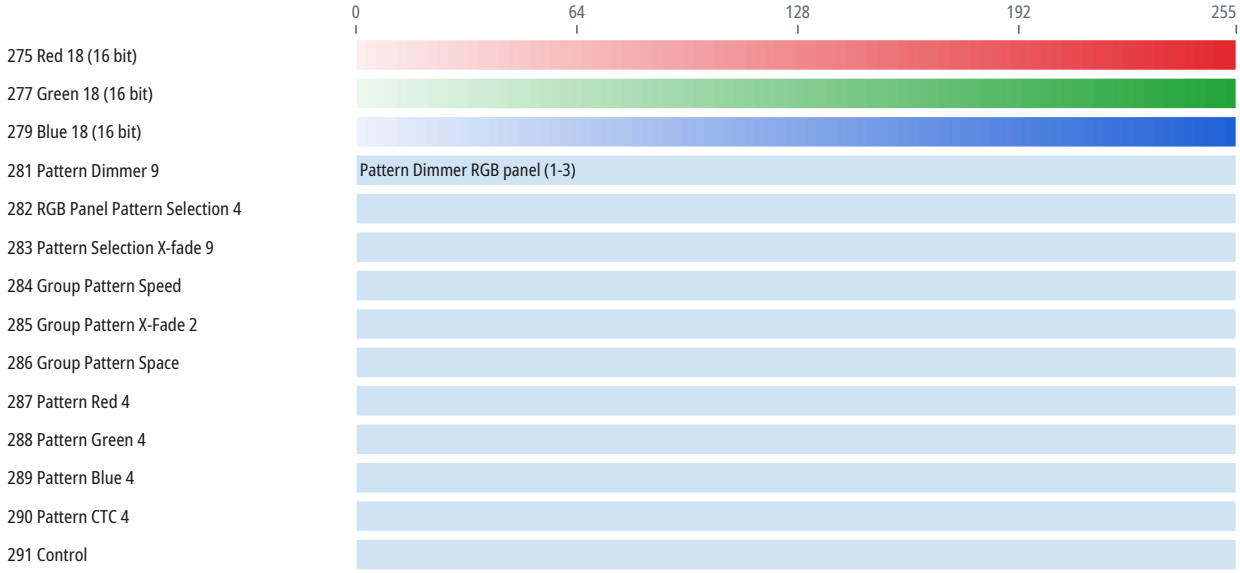

CH	Function	DMX	Description
1	Dimmer 1	0–255	
2	Dimmer 1 Fine	0–255	Fine adjustment of CH 1
27	Shutter 1	0–255	
28	Strobe Duration 1	0–255	
29	Pattern Dimmer 1	0–255	
30	Tube Pattern Selection 1	0–255	
31	Pattern Selection X-fade 1	0–255	
32	Pattern Speed 1	0–255	
33	Pattern X-fade 1	0–255	
34	Pattern Space 1	0–255	
35	Dimmer 14	0–255	
36	Dimmer 14 Fine	0–255	Fine adjustment of CH 35
59	Shutter 2	0–255	
60	Strobe Duration 2	0–255	
61	Pattern Dimmer 2	0–255	
62	Tube Pattern Selection 2	0–255	
63	Pattern Selection X-fade 2	0–255	
64	Pattern Speed 2	0–255	
65	Pattern X-fade 2	0–255	
66	Pattern Space 2	0–255	
67	Dimmer 26	0–255	
68	Dimmer 26 Fine	0–255	Fine adjustment of CH 67
91	Shutter 3	0–255	
92	Strobe Duration 3	0–255	
93	Pattern Dimmer 3	0–255	
94	Tube Pattern Selection 3	0–255	

CH	Function	DMX	Description
95	Pattern Selection X-fade 3	0–255	
96	Pattern Speed 3	0–255	
97	Pattern X-fade 3	0–255	
98	Pattern Space 3	0–255	
99	Dimmer 38	0–255	
100	Dimmer 38 Fine	0–255	Fine adjustment of CH 99
123	Shutter 4	0–255	
124	Strobe Duration 4	0–255	
125	Pattern Dimmer 4	0–255	
126	Tube Pattern Selection 4	0–255	
127	Pattern Selection X-fade 4	0–255	
128	Pattern Speed 4	0–255	
129	Pattern X-fade 4	0–255	
130	Pattern Space 4	0–255	
131	Pattern Dimmer 5	0–255	
132	Tube Group Pattern Selection	0–255	
133	Pattern Selection X-fade 5	0–255	
134	Pattern Speed 5	0–255	
135	Pattern X-fade 5	0–255	
136	Pattern Space 5	0–255	
137	Shutter 5	0–255	
138	Strobe Duration 5	0–255	
139	Pattern Dimmer 6	0–255	
140	RGB Panel Pattern Selection 1	0–255	
141	Pattern Selection X-fade 6	0–255	
142	Pattern Speed 6	0–255	
143	Group Pattern X-Fade 1	0–255	
144	Pattern Space 6	0–255	
145	Pattern Red 1		Same as CH 96 in the mode “Full Acces Mode (188Ch)” (p. 74)
146	Pattern Green 1		Same as CH 97 in the mode “Full Acces Mode (188Ch)” (p. 74)
147	Pattern Blue 1		Same as CH 98 in the mode “Full Acces Mode (188Ch)” (p. 74)
148	Pattern CTC 1		Same as CH 99 in the mode “Full Acces Mode (188Ch)” (p. 74)
149	Red 1	0–255	
150	Red 1 Fine	0–255	Fine adjustment of CH 149
151	Green 1	0–255	
152	Green 1 Fine	0–255	Fine adjustment of CH 151
153	Blue 1	0–255	
154	Blue 1 Fine	0–255	Fine adjustment of CH 153
156	Red 2	0–255	
157	Red 2 Fine	0–255	Fine adjustment of CH 156
158	Green 2	0–255	
159	Green 2 Fine	0–255	Fine adjustment of CH 158

CH	Function	DMX	Description
160	Blue 2	0–255	
161	Blue 2 Fine	0–255	Fine adjustment of CH 160
162	Red 3	0–255	
163	Red 3 Fine	0–255	Fine adjustment of CH 162
164	Green 3	0–255	
165	Green 3 Fine	0–255	Fine adjustment of CH 164
166	Blue 3	0–255	
167	Blue 3 Fine	0–255	Fine adjustment of CH 166
168	Red 4	0–255	
169	Red 4 Fine	0–255	Fine adjustment of CH 168
170	Green 4	0–255	
171	Green 4 Fine	0–255	Fine adjustment of CH 170
172	Blue 4	0–255	
173	Blue 4 Fine	0–255	Fine adjustment of CH 172
174	Red 5	0–255	
175	Red 5 Fine	0–255	Fine adjustment of CH 174
176	Green 5	0–255	
177	Green 5 Fine	0–255	Fine adjustment of CH 176
178	Blue 5	0–255	
179	Blue 5 Fine	0–255	Fine adjustment of CH 178
180	Red 6	0–255	
181	Red 6 Fine	0–255	Fine adjustment of CH 180
182	Green 6	0–255	
183	Green 6 Fine	0–255	Fine adjustment of CH 182
184	Blue 6	0–255	
185	Blue 6 Fine	0–255	Fine adjustment of CH 184
186	Shutter 6	0–255	
187	Strobe Duration 6	0–255	
188	Pattern Dimmer 7	0–255	
189	RGB Panel Pattern Selection 2	0–255	
190	Pattern Selection X-fade 7	0–255	
191	Pattern Speed 7	0–255	
192	Pattern X-fade 6	0–255	
193	Pattern Space 7	0–255	
194	Pattern Red 2		Same as CH 126 in the mode “Full Acces Mode (188Ch)” (p. 75)
195	Pattern Green 2		Same as CH 127 in the mode “Full Acces Mode (188Ch)” (p. 75)
196	Pattern Blue 2		Same as CH 128 in the mode “Full Acces Mode (188Ch)” (p. 75)
197	Pattern CTC 2		Same as CH 129 in the mode “Full Acces Mode (188Ch)” (p. 75)
198	Red 7	0–255	

CH	Function	DMX	Description
199	Red 7 Fine	0–255	Fine adjustment of CH 198
200	Green 7	0–255	
201	Green 7 Fine	0–255	Fine adjustment of CH 200
202	Blue 7	0–255	
203	Blue 7 Fine	0–255	Fine adjustment of CH 202
204	Red 8	0–255	
205	Red 8 Fine	0–255	Fine adjustment of CH 204
206	Green 8	0–255	
207	Green 8 Fine	0–255	Fine adjustment of CH 206
208	Blue 8	0–255	
209	Blue 8 Fine	0–255	Fine adjustment of CH 208
210	Red 9	0–255	
211	Red 9 Fine	0–255	Fine adjustment of CH 210
212	Green 9	0–255	
213	Green 9 Fine	0–255	Fine adjustment of CH 212
214	Blue 9	0–255	
215	Blue 9 Fine	0–255	Fine adjustment of CH 214
216	Red 10	0–255	
217	Red 10 Fine	0–255	Fine adjustment of CH 216
218	Green 10	0–255	
219	Green 10 Fine	0–255	Fine adjustment of CH 218
220	Blue 10	0–255	
221	Blue 10 Fine	0–255	Fine adjustment of CH 220
222	Red 11	0–255	
223	Red 11 Fine	0–255	Fine adjustment of CH 222
224	Green 11	0–255	
225	Green 11 Fine	0–255	Fine adjustment of CH 224
226	Blue 11	0–255	
227	Blue 11 Fine	0–255	Fine adjustment of CH 226
228	Red 12	0–255	
229	Red 12 Fine	0–255	Fine adjustment of CH 228
230	Green 12	0–255	
231	Green 12 Fine	0–255	Fine adjustment of CH 230
232	Blue 12	0–255	
233	Blue 12 Fine	0–255	Fine adjustment of CH 232
234	Shutter 7	0–255	
235	Strobe Duration 7	0–255	
236	Pattern Dimmer 8	0–255	
237	RGB Panel Pattern Selection 3	0–255	
238	Pattern Selection X-fade 8	0–255	
239	Pattern Speed 8	0–255	
240	Pattern X-fade 7	0–255	

CH	Function	DMX	Description
241	Pattern Space 8	0–255	
242	Pattern Red 3		Same as CH 156 in the mode “Full Acces Mode (188Ch)” (p. 76)
243	Pattern Green 3		Same as CH 157 in the mode “Full Acces Mode (188Ch)” (p. 76)
244	Pattern Blue 3		Same as CH 158 in the mode “Full Acces Mode (188Ch)” (p. 76)
245	Pattern CTC 3	0–255	
246	Red 13	0–255	
247	Green 13	0–255	
248	Blue 13	0–255	
249	Red 14	0–255	
250	Red 14 Fine	0–255	Fine adjustment of CH 249
251	Green 14	0–255	
252	Green 14 Fine	0–255	Fine adjustment of CH 251
253	Blue 14	0–255	
254	Blue 14 Fine	0–255	Fine adjustment of CH 253
255	Red 15	0–255	
256	Red 15 Fine	0–255	Fine adjustment of CH 255
257	Green 15	0–255	
258	Green 15 Fine	0–255	Fine adjustment of CH 257
259	Blue 15	0–255	
260	Blue 15 Fine	0–255	Fine adjustment of CH 259
261	Red 16	0–255	
262	Red 16 Fine	0–255	Fine adjustment of CH 261
263	Green 16	0–255	
264	Green 16 Fine	0–255	Fine adjustment of CH 263
267	Blue 16	0–255	
268	Blue 16 Fine	0–255	Fine adjustment of CH 267
269	Red 17	0–255	
270	Red 17 Fine	0–255	Fine adjustment of CH 269
271	Green 17	0–255	
272	Green 17 Fine	0–255	Fine adjustment of CH 271
273	Blue 17	0–255	
274	Blue 17 Fine	0–255	Fine adjustment of CH 273
275	Red 18	0–255	
276	Red 18 Fine	0–255	Fine adjustment of CH 275
277	Green 18	0–255	
278	Green 18 Fine	0–255	Fine adjustment of CH 277
279	Blue 18	0–255	
280	Blue 18 Fine	0–255	Fine adjustment of CH 279
281	Pattern Dimmer 9		Same as CH 178 in the mode “Full Acces Mode (188Ch)” (p. 76)

CH	Function	DMX	Description
282	RGB Panel Pattern Selection 4	0–255	
283	Pattern Selection X-fade 9	0–255	
284	Group Pattern Speed	0–255	
285	Group Pattern X-Fade 2	0–255	
286	Group Pattern Space	0–255	
287	Pattern Red 4	0–255	
288	Pattern Green 4	0–255	
289	Pattern Blue 4	0–255	
290	Pattern CTC 4	0–255	
291	Control	0–255	

CH 1–26: 13 cells of 2 channels each. Every cell works as cell 1 in the table above (CH 1–2); the table below gives each cell's channel numbers.

Cell	Dimmer	Dimmer Fine	Cell	Dimmer	Dimmer Fine	Cell	Dimmer	Dimmer Fine	Cell	Dimmer	Dimmer Fine
1	1	2	2	3	4	3	5	6	4	7	8
5	9	10	6	11	12	7	13	14	8	15	16
9	17	18	10	19	20	11	21	22	12	23	24
13	25	26									

CH 35–58: 12 cells of 2 channels each. Every cell works as cell 1 in the table above (CH 35–36); the table below gives each cell's channel numbers.

Cell	Dimmer	Dimmer Fine	Cell	Dimmer	Dimmer Fine	Cell	Dimmer	Dimmer Fine	Cell	Dimmer	Dimmer Fine
1	35	36	2	37	38	3	39	40	4	41	42
5	43	44	6	45	46	7	47	48	8	49	50
9	51	52	10	53	54	11	55	56	12	57	58

CH 67–90: 12 cells of 2 channels each. Every cell works as cell 1 in the table above (CH 67–68); the table below gives each cell's channel numbers.

Cell	Dimmer	Dimmer Fine	Cell	Dimmer	Dimmer Fine	Cell	Dimmer	Dimmer Fine	Cell	Dimmer	Dimmer Fine
1	67	68	2	69	70	3	71	72	4	73	74
5	75	76	6	77	78	7	79	80	8	81	82
9	83	84	10	85	86	11	87	88	12	89	90

CH 99–122: 12 cells of 2 channels each. Every cell works as cell 1 in the table above (CH 99–100); the table below gives each cell's channel numbers.

Cell	Dimmer	Dimmer Fine	Cell	Dimmer	Dimmer Fine	Cell	Dimmer	Dimmer Fine	Cell	Dimmer	Dimmer Fine
1	99	100	2	101	102	3	103	104	4	105	106
5	107	108	6	109	110	7	111	112	8	113	114
9	115	116	10	117	118	11	119	120	12	121	122

10 Technical specifications

Parameter	Value
DMX connection	5-pin XLR IN, 5-pin XLR OUT (5-pin)
RJ45 connectors	RJ45 IN/OUT
Power supply	90–285 V, 50/60 Hz
Power consumption	1,250 W
Power connectors	powerCON TRUE1 IN/OUT
Weight	12.6 kg
Operating temperature	-40 to 45 °C

Speeds and ranges

Parameter	Value
Color temperature range	2000–10000 K
Strobe frequency	1–3 Hz

Spot diameter

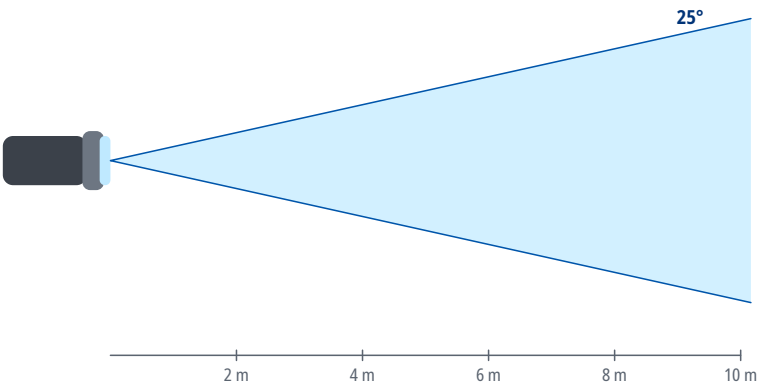

Distance	Ø 25°
2 m	0.89 m
4 m	1.8 m
6 m	2.7 m
8 m	3.5 m
10 m	4.4 m
15 m	6.7 m

Spot diameter square to the beam axis, calculated from the beam angle.

11 Maintenance and cleaning

- Before cleaning and maintenance, switch the device off, disconnect it from the power supply and let it cool down.
- Clean the housing with a soft, dry or slightly damp cloth. Do not use solvents, abrasive cleaners or pressure washers, and make sure no liquid gets into the device.
- Clean optical parts (lenses, front glass), if the device has any, with a soft lint-free cloth and a cleaner intended for optics or glass.
- Regularly inspect the housing, cables, connectors and fixings. Have damaged parts replaced by a service center.
- How often to clean depends on the environment; dust, smoke and fog make the device dirty much faster.

12 Troubleshooting

Problem	Remedy
The device does not switch on	Check the supply voltage, the cables and the fuse, if the device has one.
The device does not respond to DMX	Check the start address, the selected DMX mode and whether it matches the profile in the controller, the cable connection to DMX IN, and the controller output (universe).
The device behaves erratically or flickers	Check the terminator at the end of the line, the condition and wiring of the cables (shield on pin 1 only), the number of devices on the line (32 at most), and that the line is not split without a splitter.
Only some devices on the line respond	Check the cable and connectors between the last working and the first non-working device, and make sure all devices on the line are switched on.
Devices respond to the wrong channels or affect each other	Check that the addresses do not overlap and that the DMX mode on the devices matches the patch in the controller.
The device or the connected load does not light up although it receives DMX	Check the values of the dimmer, shutter and strobe channels against the DMX channel table. For the DMX modes for which the sources state it, the chapter DMX channels gives under the mode's heading which channels must be open.

13 Disposal

The crossed-out wheeled bin symbol on the product, in the manual or on the packaging means that the product must not be disposed of with unsorted household waste at the end of its life.

Take the end-of-life equipment to a collection point, for example a municipal collection site or a retailer. Proper disposal enables materials to be recycled and helps prevent possible negative effects on the environment and human health.

Follow the regulations applicable in your country; in the Czech Republic, take-back is governed by Act No. 542/2020 Coll., on End-of-Life Products.

Recycle the packaging materials according to their type.