DMX REFERENCE

SOL IV Blinder

SŌL IV Blinder

Elation



Manufacturer	Elation
GDTF file	Elation_SOL_IV_Blinder_136611.gdtf
GDTF revision	26-01-04 Release · 2026-04-01
Generated	2026-11-24

Contents

1 About this manual 2
2 Quick reference 3
3 Safety instructions 4
4 Product description 5
5 Installation 5
6 Connections 5
7 Operation 6
8 Functions at a glance 6
9 DMX channels 12
Mode Dimmer 1CH 13
Mode 2x Dim 2ch 13
Mode 4x Dim 4ch 14
Mode Dim/ CCT 2ch 15
Mode 2x Dim/ CCT 4ch 17
Mode 4x Dim/ CCT 8ch 20
Mode Dim/ Str/ CCT 3ch 24
Mode 2x Dim/ Str/ CCT 5ch 24
Mode 4x Dim/ Str/ CCT 9ch 25
Mode IRGB 4CH 26
Mode 2x IRGB 8ch 27
Mode 4x IRGB 16ch 29
Mode Raw Clr 6ch 31
Mode 2x Raw Clr 12ch 32
Mode 4x Raw Clr 24ch 34
Mode Dim/CCT/Color Picker 7CH 36
Mode 2x Dim/ CCT/ Clr 10ch 40
Mode 4x Dim/ CCT/ Clr 16ch 41
Mode Std 40ch 43
Mode Ext 69ch 54
Mode RGB 28ch 65
Mode RGB Ext 45ch 67
Mode CMY 28ch 69
Mode CMY Ext 45ch 73
10 Technical specifications 77
11 Maintenance and cleaning 77
12 Troubleshooting 78
13 Disposal 78

1 About this manual

This document describes the SŌL IV Blinder by Elation. It was compiled from the GDTF file Elation_SOL_IV_Blinder_136611.gdtf from the GDTF-Share library.

File revision: “26-01-04 Release”.

The DMX modes, the channel functions and the technical data are given as the GDTF file states them. Installation, operation from the device's control panel, service and safety instructions are described in the manufacturer's original user manual, which takes precedence over this document.

This document was not issued or endorsed by Elation; product names and trademarks belong to their owners.

Safety notices are marked with signal words according to the severity of the hazard: DANGER – an imminent hazard that will result in death or serious injury; WARNING – a potential hazard that could result in death or serious injury; CAUTION – a potential hazard that could result in minor injury or property damage; NOTE – additional information for correct and safe use.

> **NOTE** This product is designed for stage and effect lighting. It is not suitable for household room illumination.

2 Quick reference

Parameter	Value
Weight	19.5 kg

DMX modes

Mode	Channels	Units in one universe	First start addresses
Dimmer 1CH	1	512	1, 2, 3, 4, ...
2x Dim 2ch	2	256	1, 3, 5, 7, ...
4x Dim 4ch	4	128	1, 5, 9, 13, ...
Dim/ CCT 2ch	2	256	1, 3, 5, 7, ...
2x Dim/ CCT 4ch	4	128	1, 5, 9, 13, ...
4x Dim/ CCT 8ch	8	64	1, 9, 17, 25, ...
Dim/ Str/ CCT 3ch	3	170	1, 4, 7, 10, ...
2x Dim/ Str/ CCT 5ch	5	102	1, 6, 11, 16, ...
4x Dim/ Str/ CCT 9ch	9	56	1, 10, 19, 28, ...
IRGB 4CH	4	128	1, 5, 9, 13, ...
2x IRGB 8ch	8	64	1, 9, 17, 25, ...
4x IRGB 16ch	16	32	1, 17, 33, 49, ...
Raw Clr 6ch	6	85	1, 7, 13, 19, ...
2x Raw Clr 12ch	12	42	1, 13, 25, 37, ...
4x Raw Clr 24ch	24	21	1, 25, 49, 73, ...
Dim/CCT/Color Picker 7CH	7	73	1, 8, 15, 22, ...
2x Dim/ CCT/ Clr 10ch	10	51	1, 11, 21, 31, ...
4x Dim/ CCT/ Clr 16ch	16	32	1, 17, 33, 49, ...
Std 40ch	40	12	1, 41, 81, 121, ...
Ext 69ch	69	7	1, 70, 139, 208, ...
RGB 28ch	28	18	1, 29, 57, 85, ...
RGB Ext 45ch	45	11	1, 46, 91, 136, ...
CMY 28ch	28	18	1, 29, 57, 85, ...
CMY Ext 45ch	45	11	1, 46, 91, 136, ...



Read the manual before use



Do not stare into the light



Indoor use only

3 Safety instructions



Read the manual before use



Do not stare into the light



Indoor use only

⚠ WARNING

- This device is intended for professional use. Installation, connection, setup and maintenance must be carried out only by suitably qualified persons who have read this manual.
- Use the device only for its intended purpose and as described in this manual.
- Do not open the housing and do not modify or tamper with the device. Refer all repairs to an authorized service center.
- Do not use the device if its housing, power or data cable, or a connector is damaged, if the device has been dropped, or if liquid or a foreign object has entered it. In such a case, have it checked by a service center.
- Disconnect the device from the power supply before cleaning, maintenance or any work on the connections.
- After moving the device from a cold to a warm environment, let it reach room temperature before switching it on to prevent condensation inside.
- The device is not a toy; keep it out of the reach of children.

⚠ WARNING

- This device is designed for indoor use only. Protect it from rain, splashing water, moisture and dust, and do not place containers with liquids on it.
- Do not operate the device in high humidity, near water, or where condensation can form on it.

⚠ CAUTION

- This device emits intense light. Do not look directly into the light source or the beam at close range; doing so may damage your eyes.
- Do not aim the beam at the eyes of people or animals at close range, and do not view the light source through optical instruments (binoculars, camera lenses).
- Do not aim the beam at flammable or heat-sensitive materials at close range.

⚠ CAUTION

- Strobe and fast flashing light effects can trigger epileptic seizures in susceptible people (photosensitive epilepsy) and can cause nausea or disorientation.
- Inform the audience and performers in advance that strobe effects will be used, for example with a notice at the entrance, and do not use them longer than necessary.

⚠ WARNING

- This device produces very intense flashes of light.
- Flash rates of about 3 to 30 flashes per second carry the highest risk for people with photosensitive epilepsy.
- Do not aim the device into the eyes of the audience or performers at close range.
- At public events, always give clear advance notice that strobe effects will be used.

4 Product description

Description in the GDTF file

“Introducing the SŌL IV BLINDER, the most versatile addition to the SŌL Series yet, featuring a grid of four fixtures in a single modular housing. Like the SŌL I and SŌL II, the SŌL IV offers the same cutting-edge technology and powerful LED engine but with even greater creative potential through its multi-fixture design.”

5 Installation

⚠ **WARNING**

- Rigging must be carried out only by qualified persons in accordance with applicable regulations, in particular those for work at height.
- The supporting structure and fixings must safely carry the weight of all suspended devices; verify their load capacity in advance.
- Weight of the device: 19.5 kg.
- Use suitable mounting hardware (for example truss clamps) and tighten all screw connections properly.
- Always secure the suspended device against falling with a safety cable of adequate load capacity, routed through a fixed point of the device and around the supporting structure.
- During installation and removal, keep people out of the area below the work position.
- Regularly inspect the fixings and the safety cable for damage, corrosion and loosening.

6 Connections

- Use shielded cable designed for DMX512 with an impedance of 110 Ω. Ordinary microphone cable is not suitable for DMX, especially over longer distances.
- Connect the devices in a daisy chain: connect the DMX OUT of one device to the DMX IN of the next. Do not split the line with Y-cables or wire it in a star; the line may be split only with a DMX splitter.
- Connect the shield to pin 1 only. Do not connect the shield (ground) to the metal shell of the connector; this can cause short circuits or erratic behavior.
- XLR pin assignment: pin 1 – shield (ground), pin 2 – Data- (Data Complement), pin 3 – Data+ (Data True). On 5-pin connectors, pins 4 and 5 are not connected; a 5-pin connector can be connected to a 3-pin one with a cable adapter.
- Terminate the end of the line (for impedance matching): plug an XLR connector with a 120 Ω, ¼ W resistor between pins 2 and 3 into the DMX OUT of the last device. This reduces the risk of erratic behavior.
- Connect no more than 32 devices to one DMX line. For more devices or longer runs, use a DMX splitter or booster.

DMX line

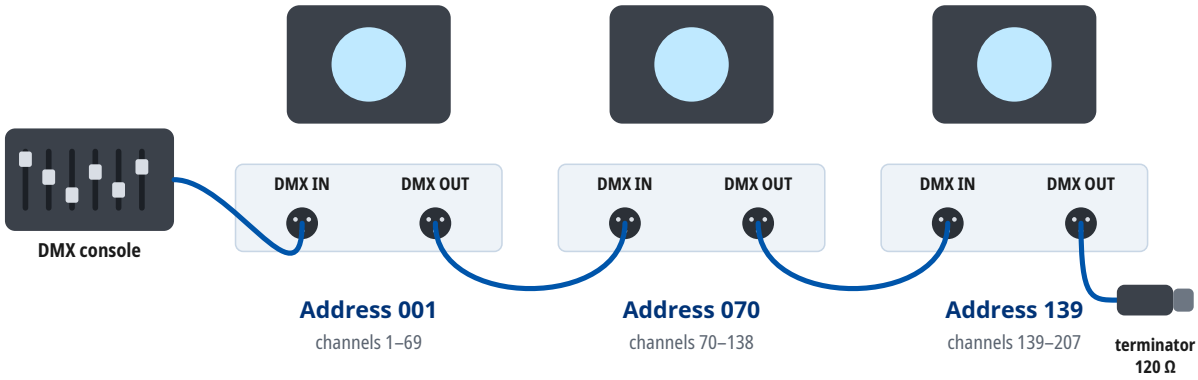

Mode Ext 69ch: every unit occupies 69 channels from its address. At most 32 units on one line; for more units or longer runs use a DMX splitter. A 120 Ω terminator closes the last DMX OUT.

7 Operation

Setting the DMX address

- The device occupies as many consecutive channels in the DMX universe as the selected DMX mode uses, starting at the set start address.
- Number of channels occupied in the DMX mode “Ext 69ch”: 69.
- Choose start addresses so that the channels of individual devices do not overlap and the last occupied channel does not exceed 512. Devices with the same start address and mode respond identically.
- For several devices in a row in the DMX mode “Ext 69ch”, you can use, for example, the start addresses 1, 70, 139, 208.
- The DMX mode set on the device must match the fixture profile (personality) used in the controller.
- The device supports RDM (Remote Device Management), two-way communication with the controller over the DMX line.

8 Functions at a glance

Functions in each DMX mode

	Dimmer 1CH 1 channel	2x Dim 2ch 2 channels	4x Dim 4ch 4 channels	Dim/ CCT 2ch 2 channels	2x Dim/ CCT 4ch 4 channels	4x Dim/ CCT 8ch 8 channels	Dim/ Str/ CCT 3ch 3 channels	2x Dim/ Str/ CCT 5ch 5 channels
Dimmer	1	1, 2	1–4	1	1, 2	1–4	1	1, 2
Shutter / strobe							2	3
Color temperature				2	3, 4	5–8	3	4, 5
Pixel control			✓			✓		

Color wheel 1

1
LEE 007 - Pale Yellow
DMX 1

2
LEE 103 - Straw
DMX 2

3
LEE 151 - Gold Tint
DMX 3

4
LEE 100 - Spring Yellow
DMX 4

5
LEE 010 - Medium Yellow
DMX 5

6
LEE 101 - Yellow
DMX 6

7
LEE 104 - Deep Amber
DMX 7

8 
LEE 015 - Deep Straw
DMX 8

9 
LEE 179 - Chrome Orange
DMX 9

10 
LEE 021 - Gold Amber
DMX 10

11 
LEE 105 - Orange
DMX 11

12 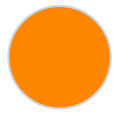
LEE 158 - Deep Orange
DMX 12

13 
LEE 022 - Dark Amber
DMX 13

14 
LEE 778 - Millenium Gold
DMX 14

15 
LEE 135 - Deep Gold Amber
DMX 15

16 
LEE 024 - Scarlet
DMX 16

17 
LEE 106 - Primary Red
DMX 17

18 
LEE 026 - Bright Red
DMX 18

19 
LEE 027 - Medium Red
DMX 19

20 
LEE 019 - Fire
DMX 20

21 
LEE 157 - Pink
DMX 21

22 
LEE 036 - Medium Pink
DMX 22

23 
LEE 111 - Dark Pink
DMX 23

24 
LEE 128 - Bright Pink
DMX 24

25 
LEE 148 - Bright Rose
DMX 25

26 
LEE 332 - Special Rose Pink
DMX 26

27 
LEE 793 - Vanity Fair
DMX 27

28 
LEE 113 - Magenta
DMX 28

29 
LEE 046 - Dark Magenta
DMX 29

30 
LEE 048 - Rose Purple
DMX 30

31 
LEE 126 - Mauve
DMX 31

32 
LEE 049 - Medium Purple
DMX 32

33 
LEE 058 - Lavender
DMX 33

34 
LEE 197 - Alice Blue
DMX 34

35 
LEE 119 - Dark Blue
DMX 35

36 
LEE 132 - Medium Blue
DMX 36

37 
LEE 120 - Deep Blue
DMX 37

38 
LEE 165 - Daylight Blue
DMX 38

39 
LEE 161 - Slate Blue
DMX 39

40 
LEE 118 - Light Blue
DMX 40

41
LEE 068 - Sky Blue
DMX 41

42
LEE 143 - Pale Navy Blue
DMX 42

43
LEE 131 - Marine Blue
DMX 43

44
LEE 115 - Peacock Blue
DMX 44

45
LEE 172 - Lagoon Blue
DMX 45

46
LEE 116 - Medium Blue Green
DMX 46

47
LEE 090 - Dark Yellow Green
DMX 47

48
LEE 139 - Primary Green
DMX 48

49 
LEE 122 - Fern Green
DMX 49

50 
LEE 089 - Moss Green
DMX 50

51 
LEE 124 - Dark Green
DMX 51

52
LEE 088 - Lime Green
DMX 52

53
LEE 138 - Pale Green
DMX 53

54
LEE 203 - Quarter C T Blue
DMX 54

55
LEE 202 - Half C T Blue
DMX 55

56
LEE 201 - Full C T Blue
DMX 56

57 
LEE 200 - Double C T Blue
DMX 57

58
LEE 206 - Quarter C T Orange
DMX 58

59
LEE 205 - Half C T Orange
DMX 59

60
LEE 204 - Full C T Orange
DMX 60–61

61
Open
DMX 0–1

Color wheel 2

1
CCT Preset Open: Open 1
DMX 0–17

2 
1600K

3 
1700K

4 
1800K B1
DMX 17–18

5 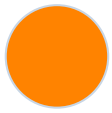
1900K B1
DMX 19

6 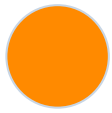
2000K B1
DMX 20

7 
2100K B1
DMX 21

8 
2200K B1
DMX 22

9 
2300K B1
DMX 23

10 
2400 B1
DMX 24

11 
2500 B1
DMX 25

12 
2600 B1
DMX 26

13 
2700 B1
DMX 27

14 
2800 B1
DMX 28

15 
2900 B1
DMX 29

16 
3000 B1
DMX 30

17 
3100 B1
DMX 31

18 
3200 B1
DMX 32

19
3300 B1
DMX 33

20
3400 B1
DMX 34

21
3500 B1
DMX 35

22
3600 B1
DMX 36

23
3700 B1
DMX 37

24
3800 B1
DMX 38

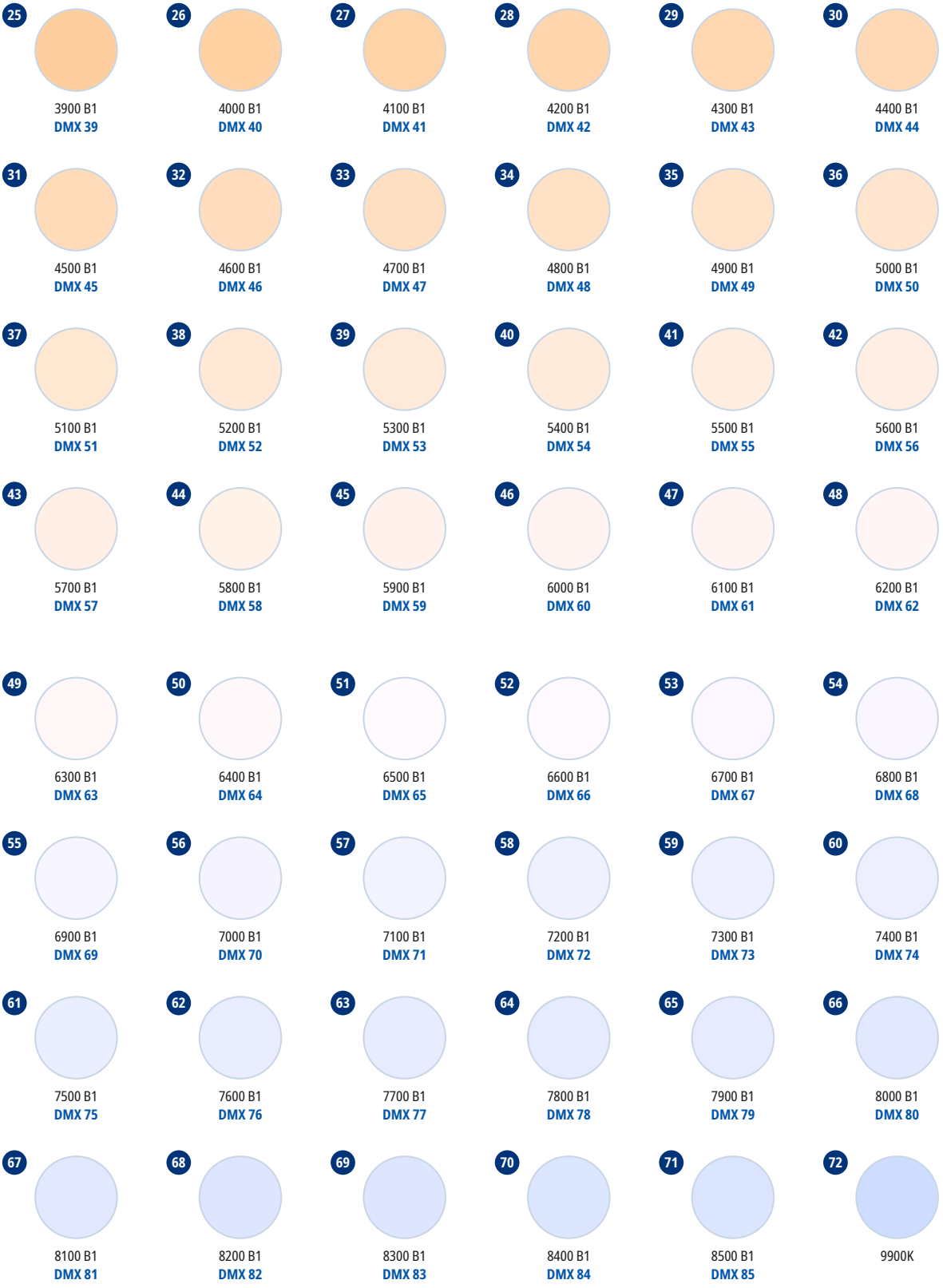
25
3900 B1
DMX 39
26
4000 B1
DMX 40
27
4100 B1
DMX 41
28
4200 B1
DMX 42
29
4300 B1
DMX 43
30
4400 B1
DMX 44
31
4500 B1
DMX 45
32
4600 B1
DMX 46
33
4700 B1
DMX 47
34
4800 B1
DMX 48
35
4900 B1
DMX 49
36
5000 B1
DMX 50
37
5100 B1
DMX 51
38
5200 B1
DMX 52
39
5300 B1
DMX 53
40
5400 B1
DMX 54
41
5500 B1
DMX 55
42
5600 B1
DMX 56
43
5700 B1
DMX 57
44
5800 B1
DMX 58
45
5900 B1
DMX 59
46
6000 B1
DMX 60
47
6100 B1
DMX 61
48
6200 B1
DMX 62
49
6300 B1
DMX 63
50
6400 B1
DMX 64
51
6500 B1
DMX 65
52
6600 B1
DMX 66
53
6700 B1
DMX 67
54
6800 B1
DMX 68
55
6900 B1
DMX 69
56
7000 B1
DMX 70
57
7100 B1
DMX 71
58
7200 B1
DMX 72
59
7300 B1
DMX 73
60
7400 B1
DMX 74
61
7500 B1
DMX 75
62
7600 B1
DMX 76
63
7700 B1
DMX 77
64
7800 B1
DMX 78
65
7900 B1
DMX 79
66
8000 B1
DMX 80
67
8100 B1
DMX 81
68
8200 B1
DMX 82
69
8300 B1
DMX 83
70
8400 B1
DMX 84
71
8500 B1
DMX 85
72
9900K

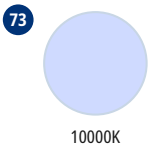

LED colors and the colors they mix

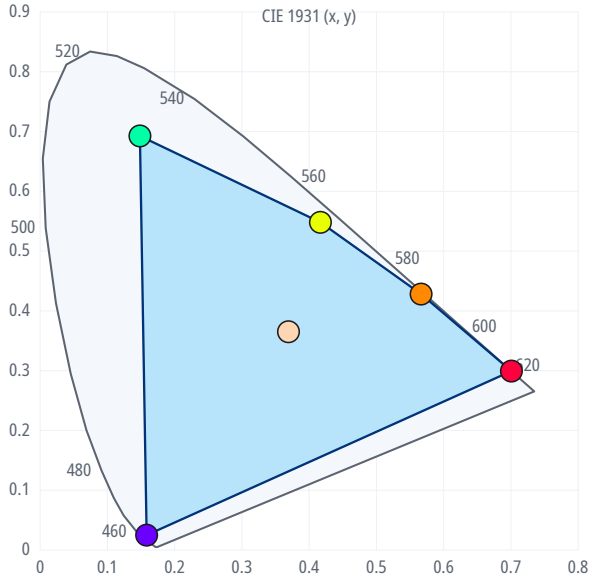

LED	x	y	nm
Red	0.701	0.299	557
Green	0.148	0.693	557
Blue	0.158	0.025	557
Lime	0.417	0.548	557
Amber	0.566	0.428	557
White	0.369	0.365	

The shaded area holds the colors the LEDs can mix; the dots are the LED colors the GDTF file states.

Strobe rate

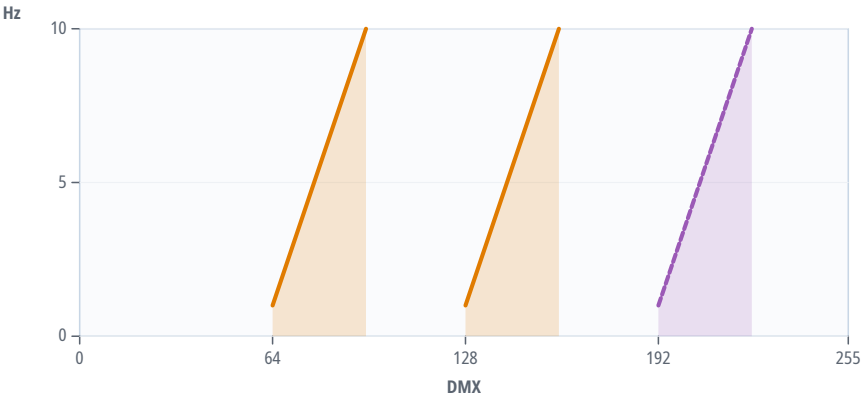

CH 9 · Ext 69ch

64–95: 1–10 Hz
Strobe Effect Slow to Fast

128–159: 1–10 Hz
Pulse-Effect in Sequences

192–223: 1–10 Hz
Random Strobe Effect Slow to Fast

Cells (pixels)



4 cells where the GDTF file places them (seen from above), numbered by their first DMX channel (CH) in the mode “Ext 69ch”.

9 DMX channels

Units in one DMX universe

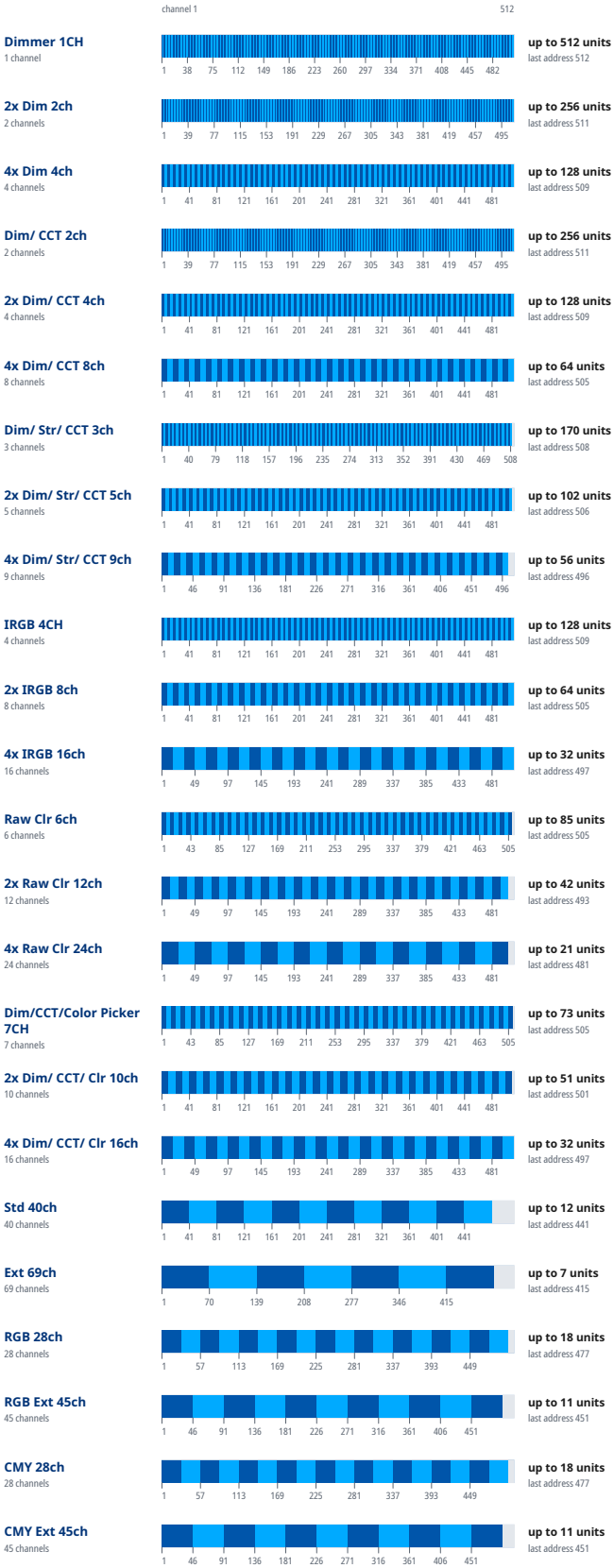

Start addresses of 20 units in the mode “Ext 69ch”

Unit	Start address	Unit	Start address	Unit	Start address	Unit	Start address
1	1	6	346	11	U2 · 208	16	U3 · 70
2	70	7	415	12	U2 · 277	17	U3 · 139
3	139	8	U2 · 1	13	U2 · 346	18	U3 · 208
4	208	9	U2 · 70	14	U2 · 415	19	U3 · 277
5	277	10	U2 · 139	15	U3 · 1	20	U3 · 346

Where a DMX universe is full, the next units continue in the next universe: “U2 · 1” is address 1 in the second universe, counted from the universe of the first unit.

Mode Dimmer 1CH

The GDTF file gives these values for a console's Highlight function: CH 1 Dimmer 255.

Channel functions at a glance

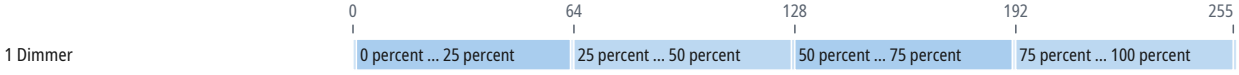

CH	Function	DMX	Description
1	Dimmer	0	0 percent
		1–62	0 percent ... 25 percent
		63	25 percent
		64–126	25 percent ... 50 percent
		127	50 percent
		128–190	50 percent ... 75 percent
		191	75 percent
		192–254	75 percent ... 100 percent
		255	100 percent

Mode 2x Dim 2ch

The GDTF file gives these values for a console's Highlight function: CH 1 Dimmer 1 255, CH 2 Dimmer 2 255.

Channel functions at a glance



CH	Function	DMX	Description
1	Dimmer 1	0	0 percent B1
		1–62	0 percent B1 ... 25 percent B1
		63	25 percent B1
		64–126	25 percent B1 ... 50 percent B1
		127	50 percent B1
		128–190	50 percent B1 ... 75 percent B1
		191	75 percent B1

CH	Function	DMX	Description
1	Dimmer 1 (continued)	192–254	75 percent B1 … 100 percent B1
		255	100 percent B1
2	Dimmer 2	0	0 percent B2
		1–62	0 percent B2 … 25 percent B2
		63	25 percent B2
		64–126	25 percent B2 … 50 percent B2
		127	50 percent B2
		128–190	50 percent B2 … 75 percent B2
		191	75 percent B2
		192–254	75 percent B2 … 100 percent B2
		255	100 percent B2

Mode 4x Dim 4ch

The GDTF file gives these values for a console's Highlight function: CH 1 Dimmer 1 255, CH 2 Dimmer 2 255, CH 3 Dimmer 3 255, CH 4 Dimmer 4 255.

Channel functions at a glance



CH	Function	DMX	Description
1	Dimmer 1		Same as CH 1 in the mode “2x Dim 2ch” (p. 13)
2	Dimmer 2		Same as CH 2 in the mode “2x Dim 2ch” (p. 14)
3	Dimmer 3	0	0 percent B3
		1–62	0 percent B3 … 25 percent B3
		63	25 percent B3
		64–126	25 percent B3 … 50 percent B3
		127	50 percent B3
		128–190	50 percent B3 … 75 percent B3
		191	75 percent B3
		192–254	75 percent B3 … 100 percent B3
		255	100 percent B3

CH	Function	DMX	Description
4	Dimmer 4	0	0 percent B4
		1–62	0 percent B4 ... 25 percent B4
		63	25 percent B4
		64–126	25 percent B4 ... 50 percent B4
		127	50 percent B4
		128–190	50 percent B4 ... 75 percent B4
		191	75 percent B4
		192–254	75 percent B4 ... 100 percent B4
		255	100 percent B4

Mode Dim/ CCT 2ch

The GDTF file gives these values for a console's Highlight function: CH 1 Dimmer 255.

Channel functions at a glance

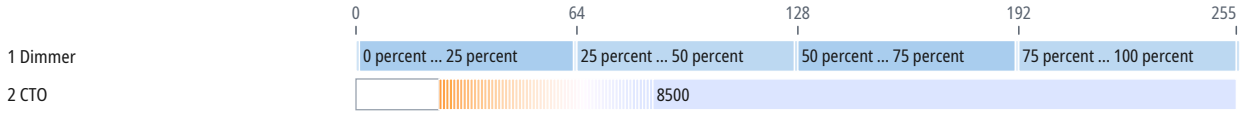

CH	Function	DMX	Description
1	Dimmer		Same as CH 1 in the mode “Dimmer 1CH” (p. 13)
2	CTO	0–23	CCT Preset Open: Open
		24	2400
		25	2500
		26	2600
		27	2700
		28	2800
		29	2900
		30	3000
		31	3100
		32	3200
		33	3300
		34	3400
		35	3500
		36	3600
		37	3700
		38	3800
		39	3900
		40	4000
		41	4100
		42	4200
		43	4300

CH	Function	DMX	Description
2	CTO (continued)	44	4400
		45	4500
		46	4600
		47	4700
		48	4800
		49	4900
		50	5000
		51	5100
		52	5200
		53	5300
		54	5400
		55	5500
		56	5600
		57	5700
		58	5800
		59	5900
		60	6000
		61	6100
		62	6200
		63	6300
		64	6400
		65	6500
		66	6600
		67	6700
		68	6800
		69	6900
		70	7000
		71	7100
		72	7200
		73	7300
		74	7400
		75	7500
		76	7600
		77	7700
		78	7800
		79	7900
		80	8000
		81	8100
		82	8200

CH	Function	DMX	Description
2	CTO (continued)	83	8300
		84	8400
		85–255	8500

Mode 2x Dim/ CCT 4ch

The GDTF file gives these values for a console's Highlight function: CH 1 Dimmer 1 255, CH 2 Dimmer 2 255.

Channel functions at a glance

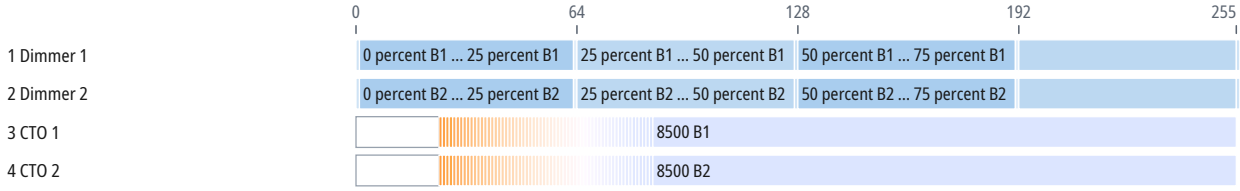

CH	Function	DMX	Description
1	Dimmer 1		Same as CH 1 in the mode “2x Dim 2ch” (p. 13)
2	Dimmer 2		Same as CH 2 in the mode “2x Dim 2ch” (p. 14)
3	CTO 1	0–23	CCT Preset Open: Open 1
		24	2400 B1
		25	2500 B1
		26	2600 B1
		27	2700 B1
		28	2800 B1
		29	2900 B1
		30	3000 B1
		31	3100 B1
		32	3200 B1
		33	3300 B1
		34	3400 B1
		35	3500 B1
		36	3600 B1
		37	3700 B1
		38	3800 B1
		39	3900 B1
		40	4000 B1
		41	4100 B1
		42	4200 B1
		43	4300 B1
		44	4400 B1
		45	4500 B1
		46	4600 B1

CH	Function	DMX	Description
3	CTO 1 (continued)	47	4700 B1
		48	4800 B1
		49	4900 B1
		50	5000 B1
		51	5100 B1
		52	5200 B1
		53	5300 B1
		54	5400 B1
		55	5500 B1
		56	5600 B1
		57	5700 B1
		58	5800 B1
		59	5900 B1
		60	6000 B1
		61	6100 B1
		62	6200 B1
		63	6300 B1
		64	6400 B1
		65	6500 B1
		66	6600 B1
		67	6700 B1
		68	6800 B1
		69	6900 B1
		70	7000 B1
		71	7100 B1
		72	7200 B1
		73	7300 B1
		74	7400 B1
		75	7500 B1
		76	7600 B1
		77	7700 B1
		78	7800 B1
		79	7900 B1
		80	8000 B1
		81	8100 B1
		82	8200 B1
		83	8300 B1
		84	8400 B1
		85–255	8500 B1
4	CTO 2	0–23	CCT Preset Open: Open 2
		24	2400 B2

CH	Function	DMX	Description
4	CTO 2 (continued)	25	2500 B2
		26	2600 B2
		27	2700 B2
		28	2800 B2
		29	2900 B2
		30	3000 B2
		31	3100 B2
		32	3200 B2
		33	3300 B2
		34	3400 B2
		35	3500 B2
		36	3600 B2
		37	3700 B2
		38	3800 B2
		39	3900 B2
		40	4000 B2
		41	4100 B2
		42	4200 B2
		43	4300 B2
		44	4400 B2
		45	4500 B2
		46	4600 B2
		47	4700 B2
		48	4800 B2
		49	4900 B2
		50	5000 B2
		51	5100 B2
		52	5200 B2
		53	5300 B2
		54	5400 B2
		55	5500 B2
		56	5600 B2
		57	5700 B2
		58	5800 B2
		59	5900 B2
		60	6000 B2
		61	6100 B2
		62	6200 B2
		63	6300 B2
		64	6400 B2
		65	6500 B2

CH	Function	DMX	Description
4	CTO 2 (continued)	66	6600 B2
		67	6700 B2
		68	6800 B2
		69	6900 B2
		70	7000 B2
		71	7100 B2
		72	7200 B2
		73	7300 B2
		74	7400 B2
		75	7500 B2
		76	7600 B2
		77	7700 B2
		78	7800 B2
		79	7900 B2
		80	8000 B2
		81	8100 B2
		82	8200 B2
		83	8300 B2
		84	8400 B2
		85–255	8500 B2

Mode 4x Dim/ CCT 8ch

The GDTF file gives these values for a console's Highlight function: CH 1 Dimmer 1 255, CH 2 Dimmer 2 255, CH 3 Dimmer 3 255, CH 4 Dimmer 4 255.

Channel functions at a glance

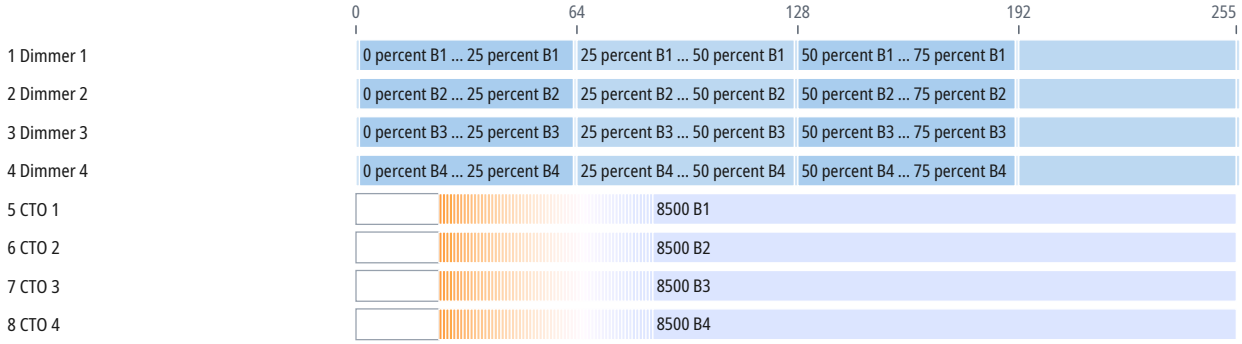

CH	Function	DMX	Description
1	Dimmer 1		Same as CH 1 in the mode “2x Dim 2ch” (p. 13)
2	Dimmer 2		Same as CH 2 in the mode “2x Dim 2ch” (p. 14)
3	Dimmer 3		Same as CH 3 in the mode “4x Dim 4ch” (p. 14)
4	Dimmer 4		Same as CH 4 in the mode “4x Dim 4ch” (p. 15)
5	CTO 1		Same as CH 3 in the mode “2x Dim/ CCT 4ch” (p. 17)
6	CTO 2		Same as CH 4 in the mode “2x Dim/ CCT 4ch” (p. 18)

CH	Function	DMX	Description
7	CTO 3	0–23	CCT Preset Open: Open 3
		24	2400 B3
		25	2500 B3
		26	2600 B3
		27	2700 B3
		28	2800 B3
		29	2900 B3
		30	3000 B3
		31	3100 B3
		32	3200 B3
		33	3300 B3
		34	3400 B3
		35	3500 B3
		36	3600 B3
		37	3700 B3
		38	3800 B3
		39	3900 B3
		40	4000 B3
		41	4100 B3
		42	4200 B3
		43	4300 B3
		44	4400 B3
		45	4500 B3
		46	4600 B3
		47	4700 B3
		48	4800 B3
		49	4900 B3
		50	5000 B3
		51	5100 B3
		52	5200 B3
		53	5300 B3
		54	5400 B3
		55	5500 B3
		56	5600 B3
		57	5700 B3
		58	5800 B3
		59	5900 B3
		60	6000 B3
		61	6100 B3
		62	6200 B3
		63	6300 B3

CH	Function	DMX	Description
7	CTO 3 (continued)	64	6400 B3
		65	6500 B3
		66	6600 B3
		67	6700 B3
		68	6800 B3
		69	6900 B3
		70	7000 B3
		71	7100 B3
		72	7200 B3
		73	7300 B3
		74	7400 B3
		75	7500 B3
		76	7600 B3
		77	7700 B3
		78	7800 B3
		79	7900 B3
		80	8000 B3
		81	8100 B3
		82	8200 B3
		83	8300 B3
		84	8400 B3
		85–255	8500 B3
8	CTO 4	0–23	CCT Preset Open: Open 2
		24	2400 B4
		25	2500 B4
		26	2600 B4
		27	2700 B4
		28	2800 B4
		29	2900 B4
		30	3000 B4
		31	3100 B4
		32	3200 B4
		33	3300 B4
		34	3400 B4
		35	3500 B2
		36	3600 B2
		37	3700 B2
		38	3800 B2
		39	3900 B2
		40	4000 B2
		41	4100 B2

CH	Function	DMX	Description
8	CTO 4 (continued)	42	4200 B2
		43	4300 B2
		44	4400 B2
		45	4500 B2
		46	4600 B2
		47	4700 B2
		48	4800 B2
		49	4900 B2
		50	5000 B2
		51	5100 B2
		52	5200 B2
		53	5300 B2
		54	5400 B2
		55	5500 B2
		56	5600 B2
		57	5700 B2
		58	5800 B2
		59	5900 B2
		60	6000 B4
		61	6100 B4
		62	6200 B4
		63	6300 B4
		64	6400 B4
		65	6500 B4
		66	6600 B4
		67	6700 B4
		68	6800 B4
		69	6900 B4
		70	7000 B4
		71	7100 B4
		72	7200 B4
		73	7300 B4
		74	7400 B4
		75	7500 B4
		76	7600 B4
		77	7700 B4
		78	7800 B4
		79	7900 B4
		80	8000 B4
		81	8100 B4
		82	8200 B4

CH	Function	DMX	Description
8	CTO 4 (continued)	83	8300 B4
		84	8400 B4
		85–255	8500 B4

Mode Dim/ Str/ CCT 3ch

The GDTF file gives these values for a console's Highlight function: CH 1 Dimmer 255, CH 2 Shutter 47.

Channel functions at a glance

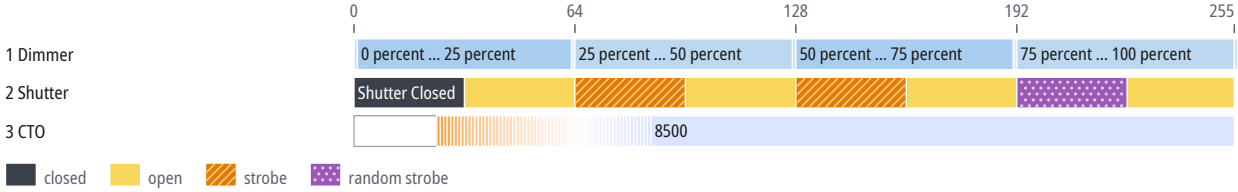

CH	Function	DMX	Description
1	Dimmer		Same as CH 1 in the mode “Dimmer 1CH” (p. 13)
2	Shutter	0–31	Shutter Closed
		32–63	No Function (Shutter Open)
		64–95	Strobe Effect Slow to Fast (1–10 Hz)
		96–127	No Function (Shutter Open)
		128–159	Pulse-Effect in Sequences (1–10 Hz)
		160–191	No Function (Shutter Open)
		192–223	Random Strobe Effect Slow to Fast (1–10 Hz)
		224–255	No Function (Shutter Open)
3	CTO		Same as CH 2 in the mode “Dim/ CCT 2ch” (p. 15)

Mode 2x Dim/ Str/ CCT 5ch

The GDTF file gives these values for a console's Highlight function: CH 1 Dimmer 1 255, CH 2 Dimmer 2 255, CH 3 Shutter 47.

Channel functions at a glance

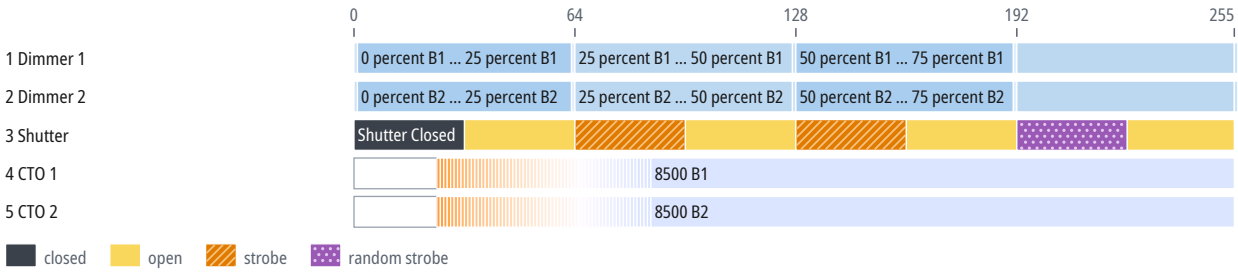

CH	Function	DMX	Description
1	Dimmer 1		Same as CH 1 in the mode “2x Dim 2ch” (p. 13)
2	Dimmer 2		Same as CH 2 in the mode “2x Dim 2ch” (p. 14)
3	Shutter		Same as CH 2 in the mode “Dim/ Str/ CCT 3ch” (p. 24)
4	CTO 1		Same as CH 3 in the mode “2x Dim/ CCT 4ch” (p. 17)
5	CTO 2		Same as CH 4 in the mode “2x Dim/ CCT 4ch” (p. 18)

Mode 4x Dim/ Str/ CCT 9ch

The GDTF file gives these values for a console's Highlight function: CH 1 Dimmer 1 255, CH 2 Dimmer 2 255, CH 3 Dimmer 3 255, CH 4 Dimmer 4 255, CH 5 Shutter 47.

Channel functions at a glance

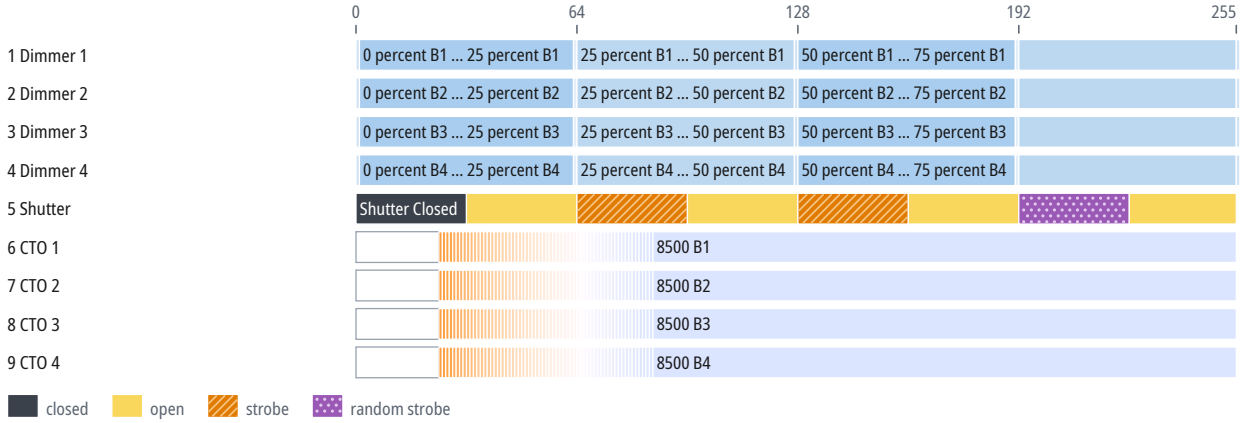

CH	Function	DMX	Description
1	Dimmer 1		Same as CH 1 in the mode “2x Dim 2ch” (p. 13)
2	Dimmer 2		Same as CH 2 in the mode “2x Dim 2ch” (p. 14)
3	Dimmer 3		Same as CH 3 in the mode “4x Dim 4ch” (p. 14)
4	Dimmer 4		Same as CH 4 in the mode “4x Dim 4ch” (p. 15)
5	Shutter		Same as CH 2 in the mode “Dim/ Str/ CCT 3ch” (p. 24)
6	CTO 1		Same as CH 3 in the mode “2x Dim/ CCT 4ch” (p. 17)
7	CTO 2		Same as CH 4 in the mode “2x Dim/ CCT 4ch” (p. 18)
8	CTO 3		Same as CH 7 in the mode “4x Dim/ CCT 8ch” (p. 21)
9	CTO 4		Same as CH 8 in the mode “4x Dim/ CCT 8ch” (p. 22)

Mode IRGB 4CH

The GDTF file gives these values for a console's Highlight function: CH 1 Dimmer 255, CH 2 Red 255, CH 3 Green 255, CH 4 Blue 255.

Channel functions at a glance

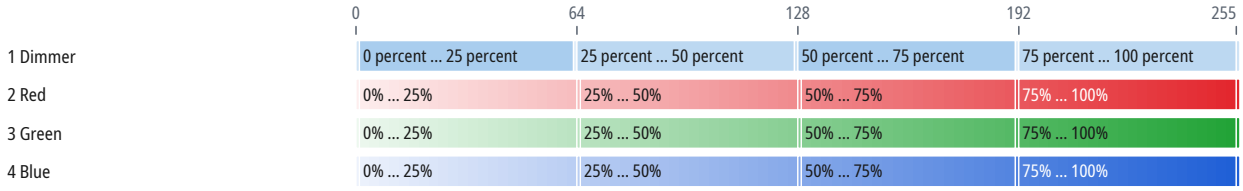

CH	Function	DMX	Description
1	Dimmer		Same as CH 1 in the mode “Dimmer 1CH” (p. 13)
2	Red	0	0%
		1–63	0% ... 25%
		64	25%
		65–127	25% ... 50%
		128	50%
		129–190	50% ... 75%
		191	75%
		192–254	75% ... 100%
		255	100%
3	Green	0	0%
		1–63	0% ... 25%
		64	25%
		65–127	25% ... 50%
		128	50%
		129–190	50% ... 75%
		191	75%
		192–254	75% ... 100%
		255	100%
4	Blue	0	0%
		1–63	0% ... 25%
		64	25%
		65–127	25% ... 50%
		128	50%
		129–190	50% ... 75%
		191	75%
		192–254	75% ... 100%
		255	100%

Mode 2x IRGB 8ch

The GDTF file gives these values for a console's Highlight function: CH 1 Dimmer 1 255, CH 2 Dimmer 2 255, CH 3 Red 1 255, CH 4 Green 1 255, CH 5 Blue 1 255, CH 6 Red 2 255, CH 7 Green 2 255, CH 8 Blue 2 255.

Channel functions at a glance

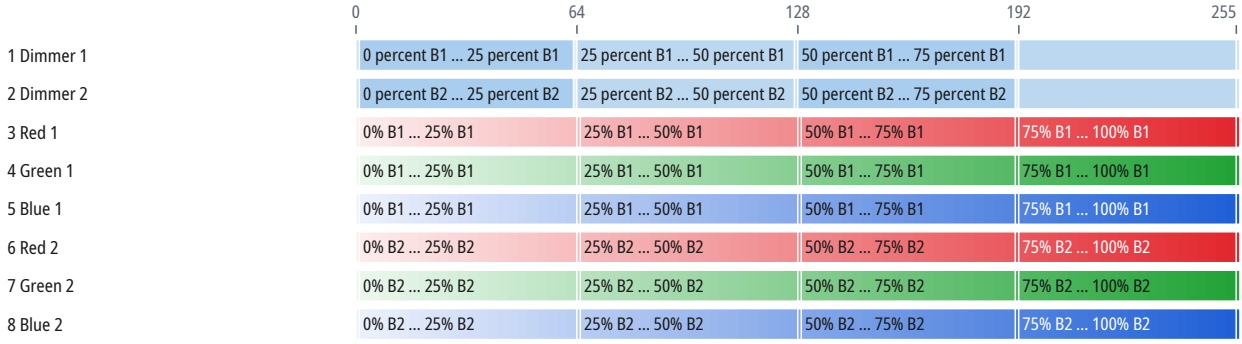

CH	Function	DMX	Description
1	Dimmer 1		Same as CH 1 in the mode “2x Dim 2ch” (p. 13)
2	Dimmer 2		Same as CH 2 in the mode “2x Dim 2ch” (p. 14)
3	Red 1	0	0% B1
		1–63	0% B1 ... 25% B1
		64	25% B1
		65–127	25% B1 ... 50% B1
		128	50% B1
		129–190	50% B1 ... 75% B1
		191	75% B1
		192–254	75% B1 ... 100% B1
		255	100% B1
4	Green 1	0	0% B1
		1–63	0% B1 ... 25% B1
		64	25% B1
		65–127	25% B1 ... 50% B1
		128	50% B1
		129–190	50% B1 ... 75% B1
		191	75% B1
		192–254	75% B1 ... 100% B1
		255	100% B1
5	Blue 1	0	0% B1
		1–63	0% B1 ... 25% B1
		64	25% B1
		65–127	25% B1 ... 50% B1
		128	50% B1
		129–190	50% B1 ... 75% B1
		191	75% B1

CH	Function	DMX	Description
5	Blue 1 (continued)	192–254	75% B1 … 100% B1
		255	100% B1
6	Red 2	0	0% B2
		1–63	0% B2 … 25% B2
		64	25% B2
		65–127	25% B2 … 50% B2
		128	50% B2
		129–190	50% B2 … 75% B2
		191	75% B2
		192–254	75% B2 … 100% B2
		255	100% B2
7	Green 2	0	0% B2
		1–63	0% B2 … 25% B2
		64	25% B2
		65–127	25% B2 … 50% B2
		128	50% B2
		129–190	50% B2 … 75% B2
		191	75% B2
		192–254	75% B2 … 100% B2
		255	100% B2
8	Blue 2	0	0% B2
		1–63	0% B2 … 25% B2
		64	25% B2
		65–127	25% B2 … 50% B2
		128	50% B2
		129–190	50% B2 … 75% B2
		191	75% B2
		192–254	75% B2 … 100% B2
		255	100% B2

Mode 4x IRGB 16ch

The GDTF file gives these values for a console's Highlight function: CH 1 Dimmer 1 255, CH 2 Dimmer 2 255, CH 3 Dimmer 3 255, CH 4 Dimmer 4 255, CH 5 Red 1 255, CH 6 Green 1 255, CH 7 Blue 1 255, CH 8 Red 2 255, CH 9 Green 2 255, CH 10 Blue 2 255, CH 11 Red 3 255, CH 12 Green 3 255, CH 13 Blue 3 255, CH 14 Red 4 255, CH 15 Green 4 255, CH 16 Blue 4 255.

Channel functions at a glance

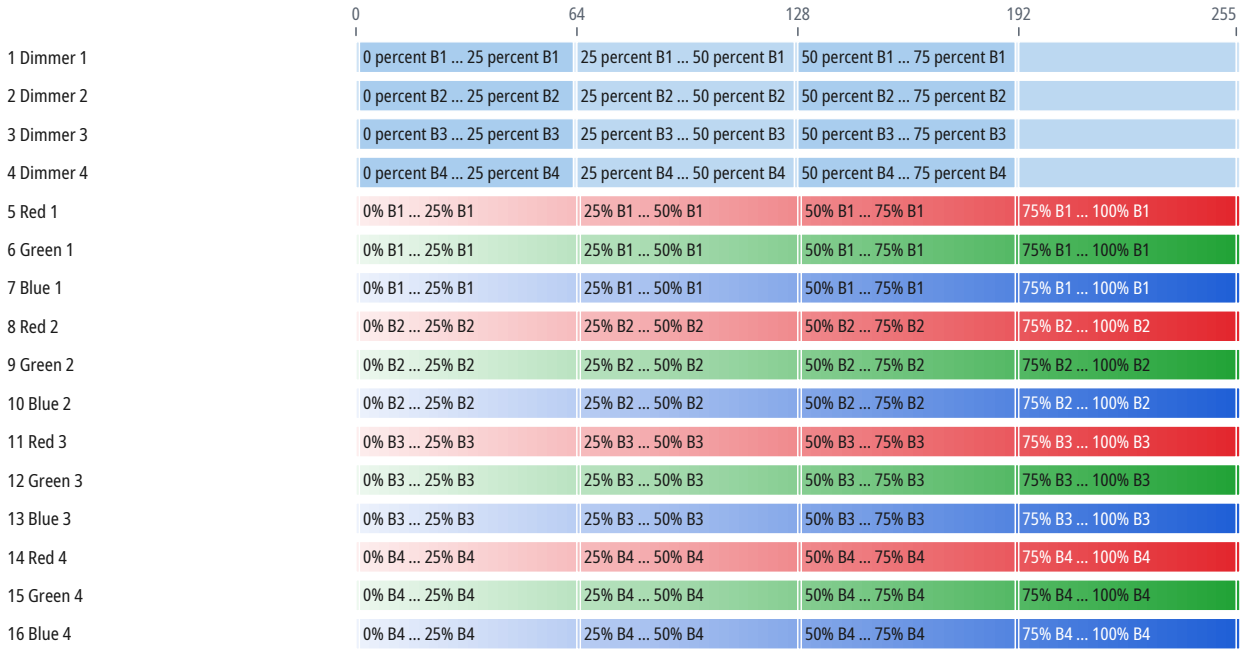

CH	Function	DMX	Description
1	Dimmer 1		Same as CH 1 in the mode “2x Dim 2ch” (p. 13)
2	Dimmer 2		Same as CH 2 in the mode “2x Dim 2ch” (p. 14)
3	Dimmer 3		Same as CH 3 in the mode “4x Dim 4ch” (p. 14)
4	Dimmer 4		Same as CH 4 in the mode “4x Dim 4ch” (p. 15)
5	Red 1		Same as CH 3 in the mode “2x IRGB 8ch” (p. 27)
6	Green 1		Same as CH 4 in the mode “2x IRGB 8ch” (p. 27)
7	Blue 1		Same as CH 5 in the mode “2x IRGB 8ch” (p. 27)
8	Red 2		Same as CH 6 in the mode “2x IRGB 8ch” (p. 28)
9	Green 2		Same as CH 7 in the mode “2x IRGB 8ch” (p. 28)
10	Blue 2		Same as CH 8 in the mode “2x IRGB 8ch” (p. 28)
11	Red 3	0	0% B3
		1–63	0% B3 ... 25% B3
		64	25% B3
		65–127	25% B3 ... 50% B3
		128	50% B3
		129–190	50% B3 ... 75% B3
		191	75% B3
		192–254	75% B3 ... 100% B3
		255	100% B3

CH	Function	DMX	Description
12	Green 3	0	0% B3
		1–63	0% B3 … 25% B3
		64	25% B3
		65–127	25% B3 … 50% B3
		128	50% B3
		129–190	50% B3 … 75% B3
		191	75% B3
		192–254	75% B3 … 100% B3
		255	100% B3
13	Blue 3	0	0% B3
		1–63	0% B3 … 25% B3
		64	25% B3
		65–127	25% B3 … 50% B3
		128	50% B3
		129–190	50% B3 … 75% B3
		191	75% B3
		192–254	75% B3 … 100% B3
		255	100% B3
14	Red 4	0	0% B4
		1–63	0% B4 … 25% B4
		64	25% B4
		65–127	25% B4 … 50% B4
		128	50% B4
		129–190	50% B4 … 75% B4
		191	75% B4
		192–254	75% B4 … 100% B4
		255	100% B4
15	Green 4	0	0% B4
		1–63	0% B4 … 25% B4
		64	25% B4
		65–127	25% B4 … 50% B4
		128	50% B4
		129–190	50% B4 … 75% B4
		191	75% B4
		192–254	75% B4 … 100% B4
		255	100% B4
16	Blue 4	0	0% B4
		1–63	0% B4 … 25% B4
		64	25% B4
		65–127	25% B4 … 50% B4
		128	50% B4

CH	Function	DMX	Description
16	Blue 4 (continued)	129–190	50% B4 … 75% B4
		191	75% B4
		192–254	75% B4 … 100% B4
		255	100% B4

Mode Raw Clr 6ch

The GDTF file gives these values for a console's Highlight function: CH 1 Red 255, CH 2 Green 255, CH 3 Blue 255, CH 4 Lime 255, CH 5 Amber 255, CH 6 White 255.

Channel functions at a glance

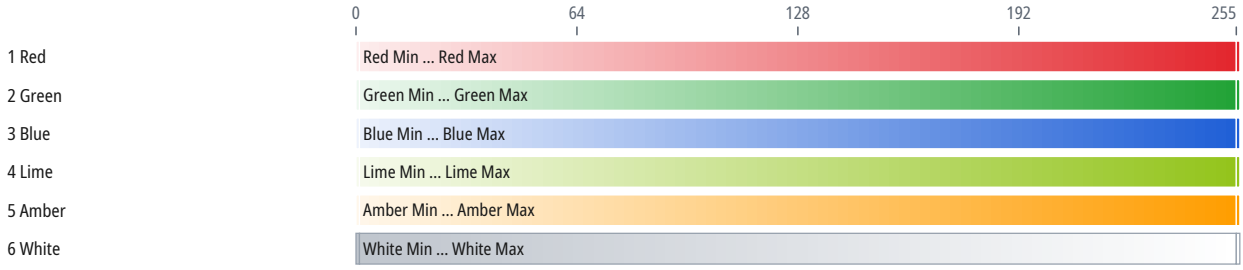

CH	Function	DMX	Description
1	Red	0	Red Min
		1–254	Red Min … Red Max
		255	Red Max
2	Green	0	Green Min
		1–254	Green Min … Green Max
		255	Green Max
3	Blue		Blue 1
		0	Blue Min
		1–254	Blue Min … Blue Max
		255	Blue Max
4	Lime	0	Lime Min
		1–254	Lime Min … Lime Max
		255	Lime Max
5	Amber	0	Amber Min
		1–254	Amber Min … Amber Max
		255	Amber Max
6	White	0	White Min
		1–254	White Min … White Max
		255	White Max

Mode 2x Raw Clr 12ch

The GDTF file gives these values for a console's Highlight function: CH 1 Red 1 255, CH 2 Green 1 255, CH 3 Blue 1 255, CH 4 Lime 1 255, CH 5 Amber 1 255, CH 6 White 1 255, CH 7 Red 2 255, CH 8 Green 2 255, CH 9 Blue 2 255, CH 10 Lime 2 255, CH 11 Amber 2 255, CH 12 White 2 255.

Channel functions at a glance

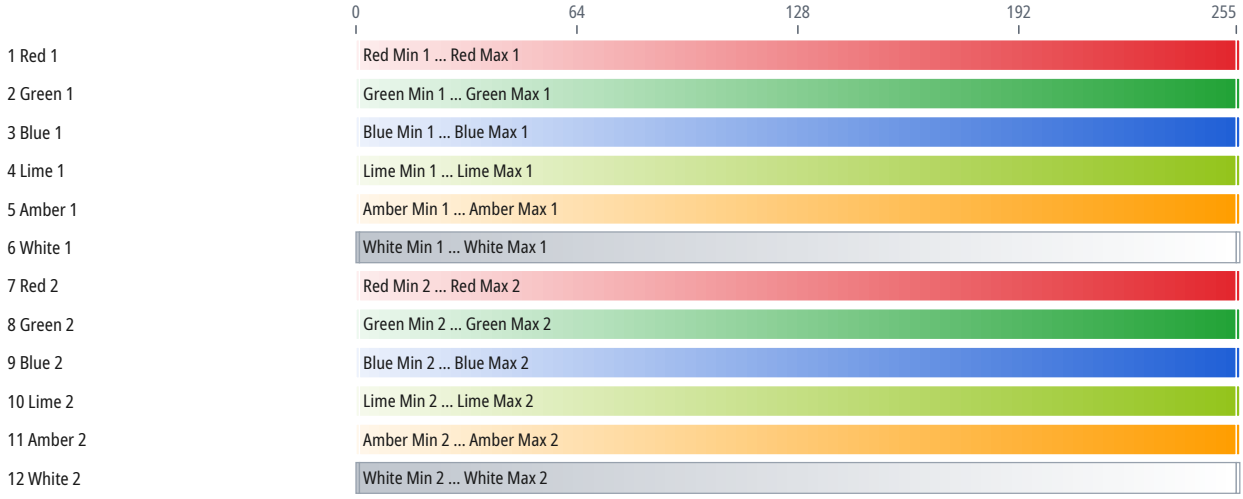

CH	Function	DMX	Description
1	Red 1	0	Red Min 1
		1–254	Red Min 1 … Red Max 1
		255	Red Max 1
2	Green 1	0	Green Min 1
		1–254	Green Min 1 … Green Max 1
		255	Green Max 1
3	Blue 1	0	Blue Min 1
		1–254	Blue Min 1 … Blue Max 1
		255	Blue Max 1
4	Lime 1	0	Lime Min 1
		1–254	Lime Min 1 … Lime Max 1
		255	Lime Max 1
5	Amber 1	0	Amber Min 1
		1–254	Amber Min 1 … Amber Max 1
		255	Amber Max 1
6	White 1	0	White Min 1
		1–254	White Min 1 … White Max 1
		255	White Max 1
7	Red 2	0	Red Min 2
		1–254	Red Min 2 … Red Max 2
		255	Red Max 2
8	Green 2	0	Green Min 2
		1–254	Green Min 2 … Green Max 2
		255	Green Max 2

CH	Function	DMX	Description
9	Blue 2		Blue 1
		0	Blue Min 2
		1–254	Blue Min 2 … Blue Max 2
		255	Blue Max 2
10	Lime 2	0	Lime Min 2
		1–254	Lime Min 2 … Lime Max 2
		255	Lime Max 2
11	Amber 2	0	Amber Min 2
		1–254	Amber Min 2 … Amber Max 2
		255	Amber Max 2
12	White 2	0	White Min 2
		1–254	White Min 2 … White Max 2
		255	White Max 2

Mode 4x Raw Clr 24ch

The GDTF file gives these values for a console's Highlight function: CH 1 Red 1 255, CH 2 Green 1 255, CH 3 Blue 1 255, CH 4 Lime 1 255, CH 5 Amber 1 255, CH 6 White 1 255, CH 7 Red 2 255, CH 8 Green 2 255, CH 9 Blue 2 255, CH 10 Lime 2 255, CH 11 Amber 2 255, CH 12 White 2 255, CH 13 Red 3 255, CH 14 Green 3 255, CH 15 Blue 3 255, CH 16 Lime 3 255, CH 17 Amber 3 255, CH 18 White 3 255, CH 19 Red 4 255, CH 20 Green 4 255, CH 21 Blue 4 255, CH 22 Lime 4 255, CH 23 Amber 4 255, CH 24 White 4 255.

Channel functions at a glance

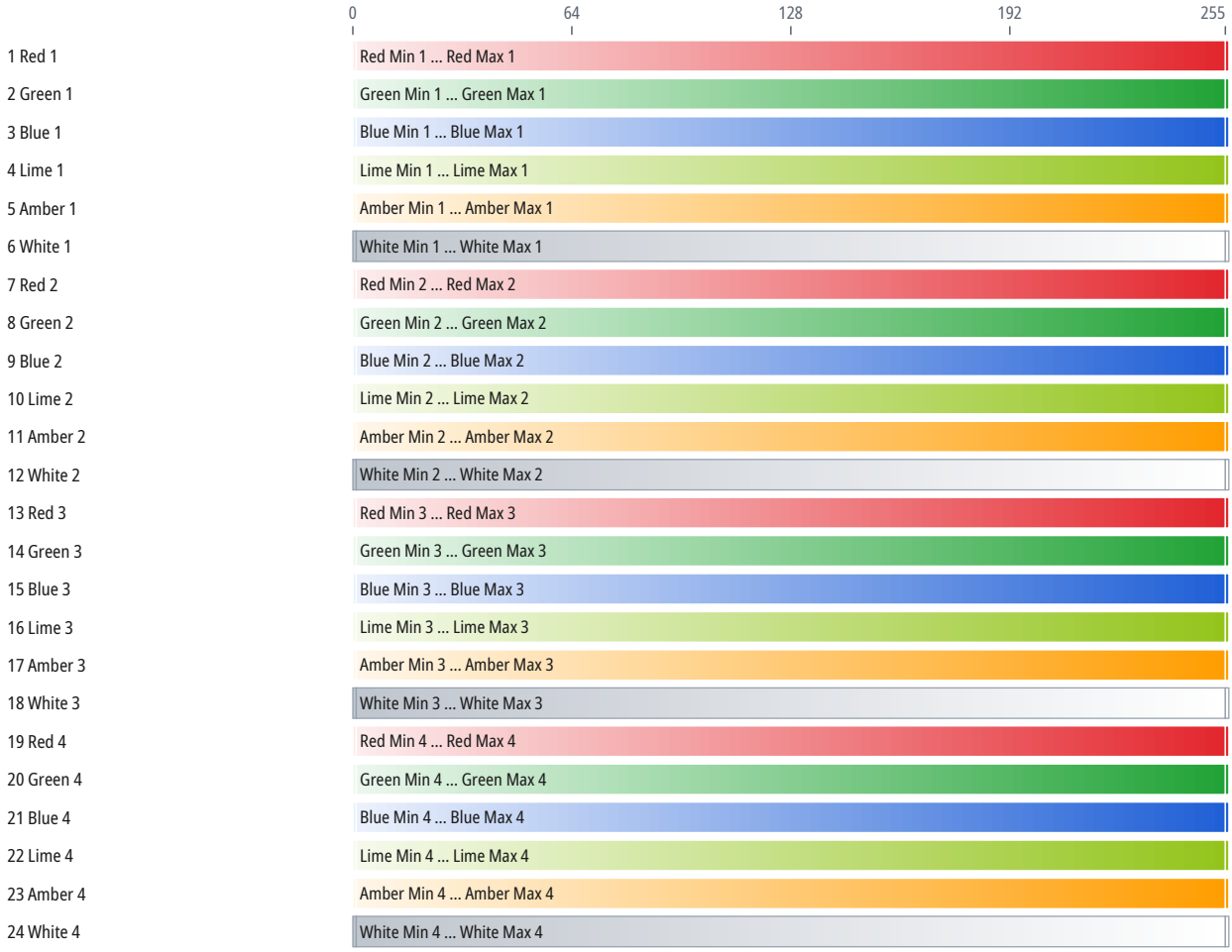

CH	Function	DMX	Description
1	Red 1		Same as CH 1 in the mode “2x Raw Clr 12ch” (p. 32)
2	Green 1		Same as CH 2 in the mode “2x Raw Clr 12ch” (p. 32)
3	Blue 1		Same as CH 3 in the mode “2x Raw Clr 12ch” (p. 32)
4	Lime 1		Same as CH 4 in the mode “2x Raw Clr 12ch” (p. 32)
5	Amber 1		Same as CH 5 in the mode “2x Raw Clr 12ch” (p. 32)
6	White 1		Same as CH 6 in the mode “2x Raw Clr 12ch” (p. 32)
7	Red 2		Same as CH 7 in the mode “2x Raw Clr 12ch” (p. 32)
8	Green 2		Same as CH 8 in the mode “2x Raw Clr 12ch” (p. 32)
9	Blue 2		Same as CH 9 in the mode “2x Raw Clr 12ch” (p. 33)
10	Lime 2		Same as CH 10 in the mode “2x Raw Clr 12ch” (p. 33)
11	Amber 2		Same as CH 11 in the mode “2x Raw Clr 12ch” (p. 33)

CH	Function	DMX	Description
12	White 2		Same as CH 12 in the mode “2x Raw Clr 12ch” (p. 33)
13	Red 3	0	Red Min 3
		1–254	Red Min 3 … Red Max 3
		255	Red Max 3
14	Green 3	0	Green Min 3
		1–254	Green Min 3 … Green Max 3
		255	Green Max 3
15	Blue 3		Blue 1
		0	Blue Min 3
		1–254	Blue Min 3 … Blue Max 3
		255	Blue Max 3
16	Lime 3	0	Lime Min 3
		1–254	Lime Min 3 … Lime Max 3
		255	Lime Max 3
17	Amber 3	0	Amber Min 3
		1–254	Amber Min 3 … Amber Max 3
		255	Amber Max 3
18	White 3	0	White Min 3
		1–254	White Min 3 … White Max 3
		255	White Max 3
19	Red 4	0	Red Min 4
		1–254	Red Min 4 … Red Max 4
		255	Red Max 4
20	Green 4	0	Green Min 4
		1–254	Green Min 4 … Green Max 4
		255	Green Max 4
21	Blue 4		Blue 1
		0	Blue Min 4
		1–254	Blue Min 4 … Blue Max 4
		255	Blue Max 4
22	Lime 4	0	Lime Min 4
		1–254	Lime Min 4 … Lime Max 4
		255	Lime Max 4
23	Amber 4	0	Amber Min 4
		1–254	Amber Min 4 … Amber Max 4
		255	Amber Max 4
24	White 4	0	White Min 4
		1–254	White Min 4 … White Max 4
		255	White Max 4

Mode Dim/CCT/Color Picker 7CH

16-bit parameters use two channels, coarse and fine: value = 256 × coarse value + fine value.

The GDTF file gives these values for a console's Highlight function: CH 1 Dimmer 255, CH 3 Shutter 47.

Channel functions at a glance

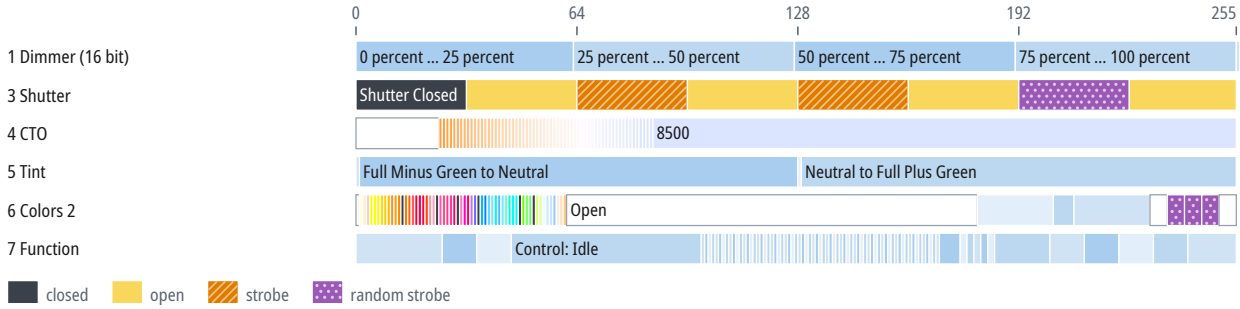

CH	Function	DMX	Description
1	Dimmer	0–63	0 percent ... 25 percent
		63–127	25 percent ... 50 percent
		127–191	50 percent ... 75 percent
		191–255	75 percent ... 100 percent
		255	100 percent
2	Dimmer Fine	0–255	Fine adjustment of CH 1
3	Shutter		Same as CH 2 in the mode “Dim/ Str/ CCT 3ch” (p. 24)
4	CTO		Same as CH 2 in the mode “Dim/ CCT 2ch” (p. 15)
5	Tint		Green Shift
		0	Idle
		1–127	Full Minus Green to Neutral
		128	Neutral White
		129–255	Neutral to Full Plus Green
6	Colors 2	0	Open
		1	LEE 007 - Pale Yellow
		2	LEE 103 - Straw
		3	LEE 151 - Gold Tint
		4	LEE 100 - Spring Yellow
		5	LEE 010 - Medium Yellow
		6	LEE 101 - Yellow
		7	LEE 104 - Deep Amber
		8	LEE 015 - Deep Straw
		9	LEE 179 - Chrome Orange
		10	LEE 021 - Gold Amber
		11	LEE 105 - Orange
		12	LEE 158 - Deep Orange
		13	LEE 022 - Dark Amber
		14	LEE 778 - Millenium Gold

CH	Function	DMX	Description
6	Colors 2 (continued)	15	LEE 135 - Deep Gold Amber
		16	LEE 024 - Scarlet
		17	LEE 106 - Primary Red
		18	LEE 026 - Bright Red
		19	LEE 027 - Medium Red
		20	LEE 019 - Fire
		21	LEE 157 - Pink
		22	LEE 036 - Medium Pink
		23	LEE 111 - Dark Pink
		24	LEE 128 - Bright Pink
		25	LEE 148 - Bright Rose
		26	LEE 332 - Special Rose Pink
		27	LEE 793 - Vanity Fair
		28	LEE 113 - Magenta
		29	LEE 046 - Dark Magenta
		30	LEE 048 - Rose Purple
		31	LEE 126 - Mauve
		32	LEE 049 - Medium Purple
		33	LEE 058 - Lavender
		34	LEE 197 - Alice Blue
		35	LEE 119 - Dark Blue
		36	LEE 132 - Medium Blue
		37	LEE 120 - Deep Blue
		38	LEE 165 - Daylight Blue
		39	LEE 161 - Slate Blue
		40	LEE 118 - Light Blue
		41	LEE 068 - Sky Blue
		42	LEE 143 - Pale Navy Blue
		43	LEE 131 - Marine Blue
		44	LEE 115 - Peacock Blue
		45	LEE 172 - Lagoon Blue
		46	LEE 116 - Medium Blue Green
		47	LEE 090 - Dark Yellow Green
		48	LEE 139 - Primary Green
		49	LEE 122 - Fern Green
		50	LEE 089 - Moss Green
		51	LEE 124 - Dark Green
		52	LEE 088 - Lime Green
		53	LEE 138 - Pale Green
		54	LEE 203 - Quarter C T Blue
		55	LEE 202 - Half C T Blue
		56	LEE 201 - Full C T Blue

CH	Function	DMX	Description
6	Colors 2 (continued)	57	LEE 200 - Double C T Blue
		58	LEE 206 - Quarter C T Orange
		59	LEE 205 - Half C T Orange
		60	LEE 204 - Full C T Orange
		61–179	Open
		180–201	CW fast to slow (360–10 °/s)
		202–207	Color Spin: Stop
		208–229	CCW slow to fast (10–360 °/s)
		230–234	Open
		235–239	Color 2 Wheel Random: Fast
		240–244	Medium
		245–249	Color 2 Wheel Random: Slow
		250–255	Open
7	Function	0–24	Control: Idle
		25–34	Blinder Output Mode
		35–44	Constant Output Mode
		45–99	Control: Idle
		100	900
		101	910
		102	920
		103	930
		104	940
		105	950
		106	960
		107	970
		108	980
		109	990
		110	1000
		111	1010
		112	1020
		113	1030
		114	1040
		115	1050
		116	1060
		117	1070
		118	1080
		119	1090
		120	1100
		121	1110
		122	1120
		123	1130
		124	1140

CH	Function	DMX	Description
7	Function (continued)	125	1150
		126	1160
		127	1170
		128	1180
		129	1190
		130	1200
		131	1210
		132	1220
		133	1230
		134	1240
		135	1250
		136	1260
		137	1270
		138	1280
		139	1290
		140	1300
		141	1310
		142	1320
		143	1330
		144	1340
		145	1350
		146	1360
		147	1370
		148	1380
		149	1390
		150	1400
		151	1410
		152	1420
		153	1430
		154	1440
		155	1450
		156	1460
		157	1470
		158	1480
		159	1490
		160	1500
		161	2500
		162	4000
		163	5000
		164	6000
		165	10000
		166	15000

CH	Function	DMX	Description
7	Function (continued)	167	20000
		168	25000
		169–174	Color and Output Balance: Idle
		175–176	Highest Fidelity
		177–178	Balanced Output and Fidelity
		179–180	Highest Output (Default)
		181–182	Bright (Highest Output)
		183–184	Uniform (Elation Full Spectrum Match)
		185–200	Color and Output Balance: Idle
		201–210	Linear
		211–220	Square
		221–230	Inverse Square
		231–240	S-Curve (Default)
		241–255	Function: Idle

Mode 2x Dim/ CCT/ Clr 10ch

16-bit parameters use two channels, coarse and fine: value = 256 × coarse value + fine value.

The GDTF file gives these values for a console's Highlight function: CH 1 Dimmer 1 255, CH 3 Dimmer 2 255, CH 5 Shutter 47.

Channel functions at a glance

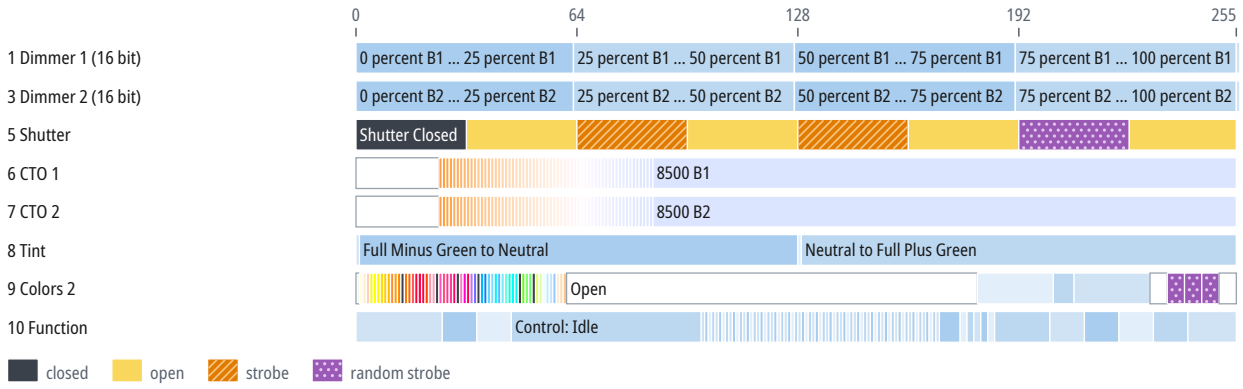

CH	Function	DMX	Description
1	Dimmer 1	0–63	0 percent B1 ... 25 percent B1
		63–127	25 percent B1 ... 50 percent B1
		127–191	50 percent B1 ... 75 percent B1
		191–255	75 percent B1 ... 100 percent B1
		255	100 percent B1
2	Dimmer 1 Fine	0–255	Fine adjustment of CH 1
3	Dimmer 2	0–63	0 percent B2 ... 25 percent B2
		63–127	25 percent B2 ... 50 percent B2
		127–191	50 percent B2 ... 75 percent B2
		191–255	75 percent B2 ... 100 percent B2
		255	100 percent B2

CH	Function	DMX	Description
4	Dimmer 2 Fine	0–255	Fine adjustment of CH 3
5	Shutter		Same as CH 2 in the mode “Dim/ Str/ CCT 3ch” (p. 24)
6	CTO 1		Same as CH 3 in the mode “2x Dim/ CCT 4ch” (p. 17)
7	CTO 2		Same as CH 4 in the mode “2x Dim/ CCT 4ch” (p. 18)
8	Tint		Same as CH 5 in the mode “Dim/CCT/Color Picker 7CH” (p. 36)
9	Colors 2		Same as CH 6 in the mode “Dim/CCT/Color Picker 7CH” (p. 36)
10	Function		Same as CH 7 in the mode “Dim/CCT/Color Picker 7CH” (p. 38)

Mode 4x Dim/ CCT/ Clr 16ch

16-bit parameters use two channels, coarse and fine: value = 256 × coarse value + fine value.

The GDTF file gives these values for a console's Highlight function: CH 1 Dimmer 1 255, CH 3 Dimmer 2 255, CH 5 Dimmer 3 255, CH 7 Dimmer 4 255, CH 9 Shutter 47.

Channel functions at a glance

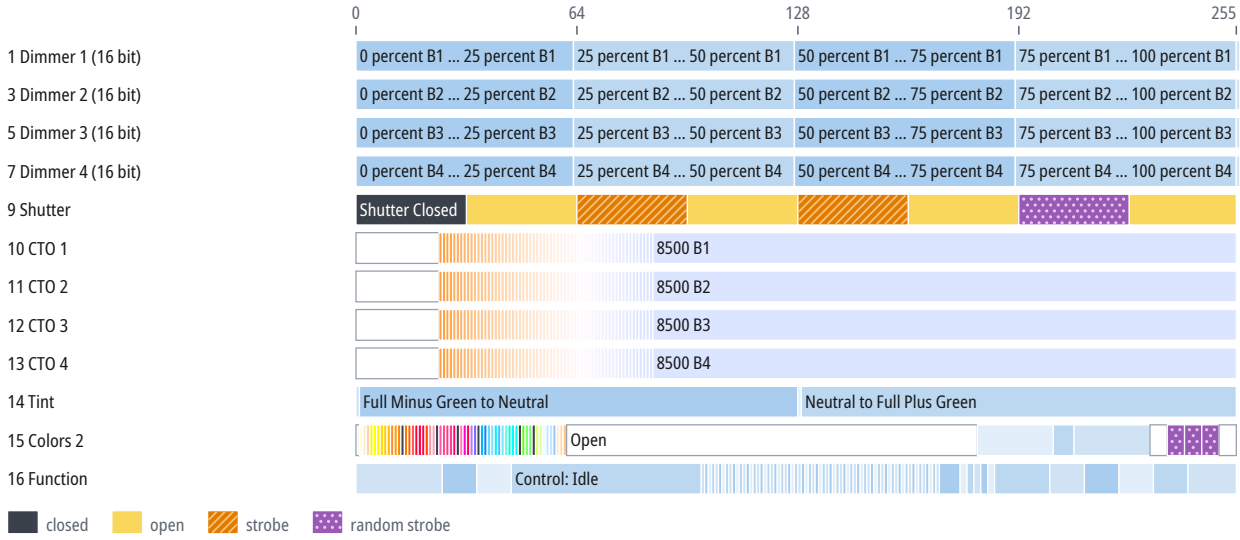

CH	Function	DMX	Description
1	Dimmer 1		Same as CH 1 in the mode “2x Dim/ CCT/ Clr 10ch” (p. 40)
2	Dimmer 1 Fine	0–255	Fine adjustment of CH 1
3	Dimmer 2		Same as CH 3 in the mode “2x Dim/ CCT/ Clr 10ch” (p. 40)
4	Dimmer 2 Fine	0–255	Fine adjustment of CH 3
5	Dimmer 3	0–63	0 percent B3 ... 25 percent B3
		63–127	25 percent B3 ... 50 percent B3
		127–191	50 percent B3 ... 75 percent B3
		191–255	75 percent B3 ... 100 percent B3
		255	100 percent B3
6	Dimmer 3 Fine	0–255	Fine adjustment of CH 5
7	Dimmer 4	0–63	0 percent B4 ... 25 percent B4
		63–127	25 percent B4 ... 50 percent B4
		127–191	50 percent B4 ... 75 percent B4
		191–255	75 percent B4 ... 100 percent B4

CH	Function	DMX	Description
7	Dimmer 4 (continued)	255	100 percent B4
8	Dimmer 4 Fine	0–255	Fine adjustment of CH 7
9	Shutter		Same as CH 2 in the mode “Dim/ Str/ CCT 3ch” (p. 24)
10	CTO 1		Same as CH 3 in the mode “2x Dim/ CCT 4ch” (p. 17)
11	CTO 2		Same as CH 4 in the mode “2x Dim/ CCT 4ch” (p. 18)
12	CTO 3		Same as CH 7 in the mode “4x Dim/ CCT 8ch” (p. 21)
13	CTO 4		Same as CH 8 in the mode “4x Dim/ CCT 8ch” (p. 22)
14	Tint		Same as CH 5 in the mode “Dim/CCT/Color Picker 7CH” (p. 36)
15	Colors 2		Same as CH 6 in the mode “Dim/CCT/Color Picker 7CH” (p. 36)
16	Function		Same as CH 7 in the mode “Dim/CCT/Color Picker 7CH” (p. 38)

Mode Std 40ch

16-bit parameters use two channels, coarse and fine: value = 256 × coarse value + fine value.

The GDTF file gives these values for a console's Highlight function: CH 1 Dimmer 1 255, CH 3 Dimmer 2 255, CH 5 Dimmer 3 255, CH 7 Dimmer 4 255, CH 9 Shutter 47, CH 10 Red 1 255, CH 11 Green 1 255, CH 12 Blue 1 255, CH 13 Lime 1 255, CH 14 Amber 1 255, CH 15 White 1 255, CH 16 Red 2 255, CH 17 Green 2 255, CH 18 Blue 2 255, CH 19 Lime 2 255, CH 20 Amber 2 255, CH 21 White 2 255, CH 22 Red 3 255, CH 23 Green 3 255, CH 24 Blue 3 255, CH 25 Lime 3 255, CH 26 Amber 3 255, CH 27 White 3 255, CH 28 Red 4 255, CH 29 Green 4 255, CH 30 Blue 4 255, CH 31 Lime 4 255, CH 32 Amber 4 255, CH 33 White 4 255.

Channel functions at a glance

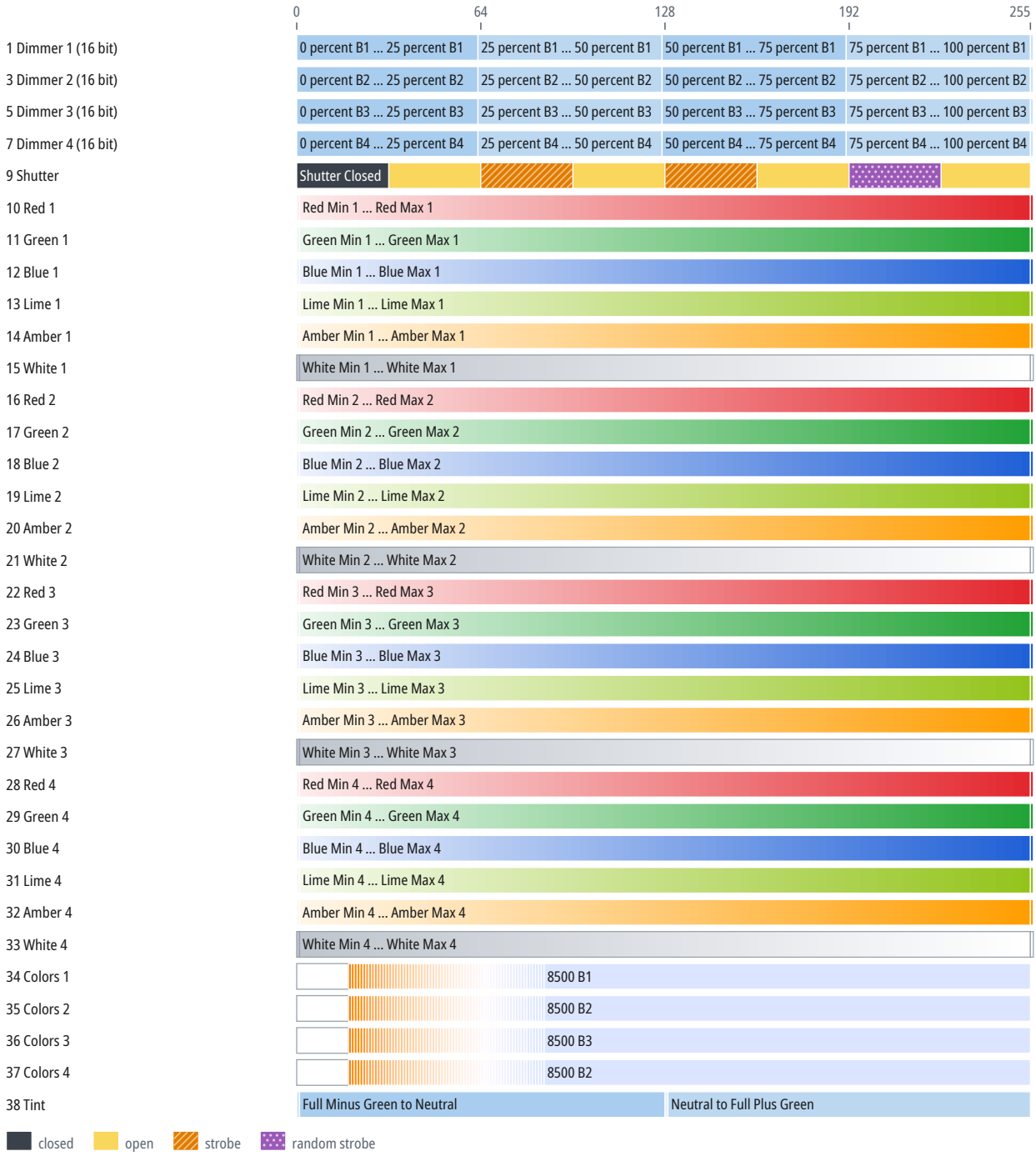

Channel functions at a glance

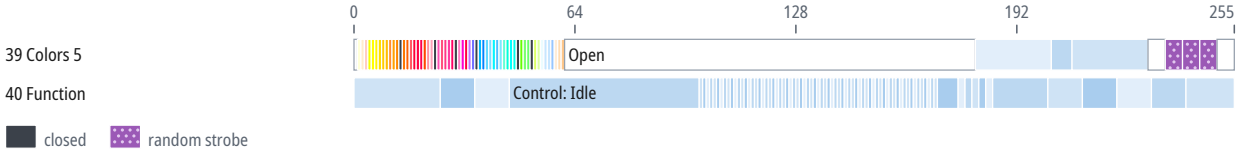

CH	Function	DMX	Description
1	Dimmer 1		Same as CH 1 in the mode “2x Dim/ CCT/ Clr 10ch” (p. 40)
2	Dimmer 1 Fine	0–255	Fine adjustment of CH 1
3	Dimmer 2		Same as CH 3 in the mode “2x Dim/ CCT/ Clr 10ch” (p. 40)
4	Dimmer 2 Fine	0–255	Fine adjustment of CH 3
5	Dimmer 3		Same as CH 5 in the mode “4x Dim/ CCT/ Clr 16ch” (p. 41)
6	Dimmer 3 Fine	0–255	Fine adjustment of CH 5
7	Dimmer 4		Same as CH 7 in the mode “4x Dim/ CCT/ Clr 16ch” (p. 41)
8	Dimmer 4 Fine	0–255	Fine adjustment of CH 7
9	Shutter		Same as CH 2 in the mode “Dim/ Str/ CCT 3ch” (p. 24)
10	Red 1		Same as CH 1 in the mode “2x Raw Clr 12ch” (p. 32)
11	Green 1		Same as CH 2 in the mode “2x Raw Clr 12ch” (p. 32)
12	Blue 1		Same as CH 3 in the mode “2x Raw Clr 12ch” (p. 32)
13	Lime 1		Same as CH 4 in the mode “2x Raw Clr 12ch” (p. 32)
14	Amber 1		Same as CH 5 in the mode “2x Raw Clr 12ch” (p. 32)
15	White 1		Same as CH 6 in the mode “2x Raw Clr 12ch” (p. 32)
16	Red 2		Same as CH 7 in the mode “2x Raw Clr 12ch” (p. 32)
17	Green 2		Same as CH 8 in the mode “2x Raw Clr 12ch” (p. 32)
18	Blue 2		Same as CH 9 in the mode “2x Raw Clr 12ch” (p. 33)
19	Lime 2		Same as CH 10 in the mode “2x Raw Clr 12ch” (p. 33)
20	Amber 2		Same as CH 11 in the mode “2x Raw Clr 12ch” (p. 33)
21	White 2		Same as CH 12 in the mode “2x Raw Clr 12ch” (p. 33)
22	Red 3		Same as CH 13 in the mode “4x Raw Clr 24ch” (p. 35)
23	Green 3		Same as CH 14 in the mode “4x Raw Clr 24ch” (p. 35)
24	Blue 3		Same as CH 15 in the mode “4x Raw Clr 24ch” (p. 35)
25	Lime 3		Same as CH 16 in the mode “4x Raw Clr 24ch” (p. 35)
26	Amber 3		Same as CH 17 in the mode “4x Raw Clr 24ch” (p. 35)
27	White 3		Same as CH 18 in the mode “4x Raw Clr 24ch” (p. 35)
28	Red 4		Same as CH 19 in the mode “4x Raw Clr 24ch” (p. 35)
29	Green 4		Same as CH 20 in the mode “4x Raw Clr 24ch” (p. 35)
30	Blue 4		Same as CH 21 in the mode “4x Raw Clr 24ch” (p. 35)
31	Lime 4		Same as CH 22 in the mode “4x Raw Clr 24ch” (p. 35)
32	Amber 4		Same as CH 23 in the mode “4x Raw Clr 24ch” (p. 35)
33	White 4		Same as CH 24 in the mode “4x Raw Clr 24ch” (p. 35)
34	Colors 1	0–17	CCT Preset Open: Open 1
		18	1800K B1

CH	Function	DMX	Description
34	Colors 1 (continued)	19	1900K B1
		20	2000K B1
		21	2100K B1
		22	2200K B1
		23	2300K B1
		24	2400 B1
		25	2500 B1
		26	2600 B1
		27	2700 B1
		28	2800 B1
		29	2900 B1
		30	3000 B1
		31	3100 B1
		32	3200 B1
		33	3300 B1
		34	3400 B1
		35	3500 B1
		36	3600 B1
		37	3700 B1
		38	3800 B1
		39	3900 B1
		40	4000 B1
		41	4100 B1
		42	4200 B1
		43	4300 B1
		44	4400 B1
		45	4500 B1
		46	4600 B1
		47	4700 B1
		48	4800 B1
		49	4900 B1
		50	5000 B1
		51	5100 B1
		52	5200 B1
		53	5300 B1
		54	5400 B1
		55	5500 B1
		56	5600 B1
		57	5700 B1
		58	5800 B1
		59	5900 B1

CH	Function	DMX	Description
34	Colors 1 (continued)	60	6000 B1
		61	6100 B1
		62	6200 B1
		63	6300 B1
		64	6400 B1
		65	6500 B1
		66	6600 B1
		67	6700 B1
		68	6800 B1
		69	6900 B1
		70	7000 B1
		71	7100 B1
		72	7200 B1
		73	7300 B1
		74	7400 B1
		75	7500 B1
		76	7600 B1
		77	7700 B1
		78	7800 B1
		79	7900 B1
		80	8000 B1
		81	8100 B1
		82	8200 B1
		83	8300 B1
		84	8400 B1
		85–255	8500 B1
35	Colors 2	0–17	CCT Preset Open: Open 2
		18	1800K B2
		19	1900K B2
		20	2000K B2
		21	2100K B2
		22	2200K B2
		23	2300K B2
		24	2400 B2
		25	2500 B2
		26	2600 B2
		27	2700 B2
		28	2800 B2
		29	2900 B2
		30	3000 B2
		31	3100 B2

CH	Function	DMX	Description
35	Colors 2 (continued)	32	3200 B2
		33	3300 B2
		34	3400 B2
		35	3500 B2
		36	3600 B2
		37	3700 B2
		38	3800 B2
		39	3900 B2
		40	4000 B2
		41	4100 B2
		42	4200 B2
		43	4300 B2
		44	4400 B2
		45	4500 B2
		46	4600 B2
		47	4700 B2
		48	4800 B2
		49	4900 B2
		50	5000 B2
		51	5100 B2
		52	5200 B2
		53	5300 B2
		54	5400 B2
		55	5500 B2
		56	5600 B2
		57	5700 B2
		58	5800 B2
		59	5900 B2
		60	6000 B2
		61	6100 B2
		62	6200 B2
		63	6300 B2
		64	6400 B2
		65	6500 B2
		66	6600 B2
		67	6700 B2
		68	6800 B2
		69	6900 B2
		70	7000 B2
		71	7100 B2
		72	7200 B2

CH	Function	DMX	Description
35	Colors 2 (continued)	73	7300 B2
		74	7400 B2
		75	7500 B2
		76	7600 B2
		77	7700 B2
		78	7800 B2
		79	7900 B2
		80	8000 B2
		81	8100 B2
		82	8200 B2
		83	8300 B2
		84	8400 B2
		85–255	8500 B2
36	Colors 3	0–17	CCT Preset Open: Open 3
		18	1800K B3
		19	1900K B3
		20	2000K B3
		21	2100K B3
		22	2200K B3
		23	2300K B3
		24	2400 B3
		25	2500 B3
		26	2600 B3
		27	2700 B3
		28	2800 B3
		29	2900 B3
		30	3000 B3
		31	3100 B3
		32	3200 B3
		33	3300 B3
		34	3400 B3
		35	3500 B3
		36	3600 B3
		37	3700 B3
		38	3800 B3
		39	3900 B3
		40	4000 B3
		41	4100 B3
		42	4200 B3
		43	4300 B3
		44	4400 B3

CH	Function	DMX	Description
36	Colors 3 (continued)	45	4500 B3
		46	4600 B3
		47	4700 B3
		48	4800 B3
		49	4900 B3
		50	5000 B3
		51	5100 B3
		52	5200 B3
		53	5300 B3
		54	5400 B3
		55	5500 B3
		56	5600 B3
		57	5700 B3
		58	5800 B3
		59	5900 B3
		60	6000 B3
		61	6100 B3
		62	6200 B3
		63	6300 B3
		64	6400 B3
		65	6500 B3
		66	6600 B3
		67	6700 B3
		68	6800 B3
		69	6900 B3
		70	7000 B3
		71	7100 B3
		72	7200 B3
		73	7300 B3
		74	7400 B3
		75	7500 B3
		76	7600 B3
		77	7700 B3
		78	7800 B3
		79	7900 B3
		80	8000 B3
		81	8100 B3
		82	8200 B3
		83	8300 B3
		84	8400 B3
		85–255	8500 B3
37	Colors 4	0–17	CCT Preset Open: Open 4

CH	Function	DMX	Description
37	Colors 4 (continued)	18	1800K B4
		19	1900K B4
		20	2000K B4
		21	2100K B4
		22	2200K B4
		23	2300K B4
		24	2400 B4
		25	2500 B4
		26	2600 B4
		27	2700 B4
		28	2800 B4
		29	2900 B4
		30	3000 B4
		31	3100 B4
		32	3200 B4
		33	3300 B4
		34	3400 B4
		35	3500 B4
		36	3600 B4
		37	3700 B4
		38	3800 B4
		39	3900 B4
		40	4000 B4
		41	4100 B4
		42	4200 B4
		43	4300 B4
		44	4400 B4
		45	4500 B4
		46	4600 B4
		47	4700 B4
		48	4800 B4
		49	4900 B4
		50	5000 B4
		51	5100 B4
		52	5200 B4
		53	5300 B4
		54	5400 B4
		55	5500 B4
		56	5600 B4
		57	5700 B4
		58	5800 B4
		59	5900 B4

CH	Function	DMX	Description
37	Colors 4 (continued)	60	6000 B4
		61	6100 B4
		62	6200 B4
		63	6300 B4
		64	6400 B4
		65	6500 B4
		66	6600 B4
		67	6700 B4
		68	6800 B4
		69	6900 B4
		70	7000 B4
		71	7100 B4
		72	7200 B4
		73	7300 B4
		74	7400 B4
		75	7500 B4
		76	7600 B4
		77	7700 B4
		78	7800 B4
		79	7900 B4
		80	8000 B2
		81	8100 B2
		82	8200 B2
		83	8300 B2
		84	8400 B2
		85–255	8500 B2
38	Tint		Same as CH 5 in the mode “Dim/CCT/Color Picker 7CH” (p. 36)
39	Colors 5	0	Open
		1	LEE 007 - Pale Yellow
		2	LEE 103 - Straw
		3	LEE 151 - Gold Tint
		4	LEE 100 - Spring Yellow
		5	LEE 010 - Medium Yellow
		6	LEE 101 - Yellow
		7	LEE 104 - Deep Amber
		8	LEE 015 - Deep Straw
		9	LEE 179 - Chrome Orange
		10	LEE 021 - Gold Amber
		11	LEE 105 - Orange
		12	LEE 158 - Deep Orange
		13	LEE 022 - Dark Amber
		14	LEE 778 - Millenium Gold

CH	Function	DMX	Description
39	Colors 5 (continued)	15	LEE 135 - Deep Gold Amber
		16	LEE 024 - Scarlet
		17	LEE 106 - Primary Red
		18	LEE 026 - Bright Red
		19	LEE 027 - Medium Red
		20	LEE 019 - Fire
		21	LEE 157 - Pink
		22	LEE 036 - Medium Pink
		23	LEE 111 - Dark Pink
		24	LEE 128 - Bright Pink
		25	LEE 148 - Bright Rose
		26	LEE 332 - Special Rose Pink
		27	LEE 793 - Vanity Fair
		28	LEE 113 - Magenta
		29	LEE 046 - Dark Magenta
		30	LEE 048 - Rose Purple
		31	LEE 126 - Mauve
		32	LEE 049 - Medium Purple
		33	LEE 058 - Lavender
		34	LEE 197 - Alice Blue
		35	LEE 119 - Dark Blue
		36	LEE 132 - Medium Blue
		37	LEE 120 - Deep Blue
		38	LEE 165 - Daylight Blue
		39	LEE 161 - Slate Blue
		40	LEE 118 - Light Blue
		41	LEE 068 - Sky Blue
		42	LEE 143 - Pale Navy Blue
		43	LEE 131 - Marine Blue
		44	LEE 115 - Peacock Blue
		45	LEE 172 - Lagoon Blue
		46	LEE 116 - Medium Blue Green
		47	LEE 090 - Dark Yellow Green
		48	LEE 139 - Primary Green
		49	LEE 122 - Fern Green
		50	LEE 089 - Moss Green
		51	LEE 124 - Dark Green
		52	LEE 088 - Lime Green
		53	LEE 138 - Pale Green
		54	LEE 203 - Quarter C T Blue
		55	LEE 202 - Half C T Blue
		56	LEE 201 - Full C T Blue

CH	Function	DMX	Description
39	Colors 5 (continued)	57	LEE 200 - Double C T Blue
		58	LEE 206 - Quarter C T Orange
		59	LEE 205 - Half C T Orange
		60	LEE 204 - Full C T Orange
		61–179	Open
		180–201	CW fast to slow (360–10 °/s)
		202–207	Color Spin: Stop
		208–229	CCW slow to fast (10–360 °/s)
		230–234	Open
		235–239	Color 2 Wheel Random: Fast
		240–244	Medium
		245–249	Color 2 Wheel Random: Slow
		250–255	Open
40	Function		Same as CH 7 in the mode “Dim/CCT/Color Picker 7CH” (p. 38)

Mode Ext 69ch

16-bit parameters use two channels, coarse and fine: value = 256 × coarse value + fine value.

The GDTF file gives these values for a console's Highlight function: CH 1 Dimmer 1 255, CH 3 Dimmer 2 255, CH 5 Dimmer 3 255, CH 7 Dimmer 4 255, CH 9 Shutter 47, CH 10 Red 1 255, CH 12 Green 1 255, CH 14 Blue 1 255, CH 16 Lime 1 255, CH 18 Amber 1 255, CH 20 White 1 255, CH 22 Red 2 255, CH 24 Green 2 255, CH 26 Blue 2 255, CH 28 Lime 2 255, CH 30 Amber 2 255, CH 32 White 2 255, CH 34 Red 3 255, CH 36 Green 3 255, CH 38 Blue 3 255, CH 40 Lime 3 255, CH 42 Amber 3 255, CH 44 White 3 255, CH 46 Red 4 255, CH 48 Green 4 255, CH 50 Blue 4 255, CH 52 Lime 4 255, CH 54 Amber 4 255, CH 56 White 4 255.

Channel functions at a glance

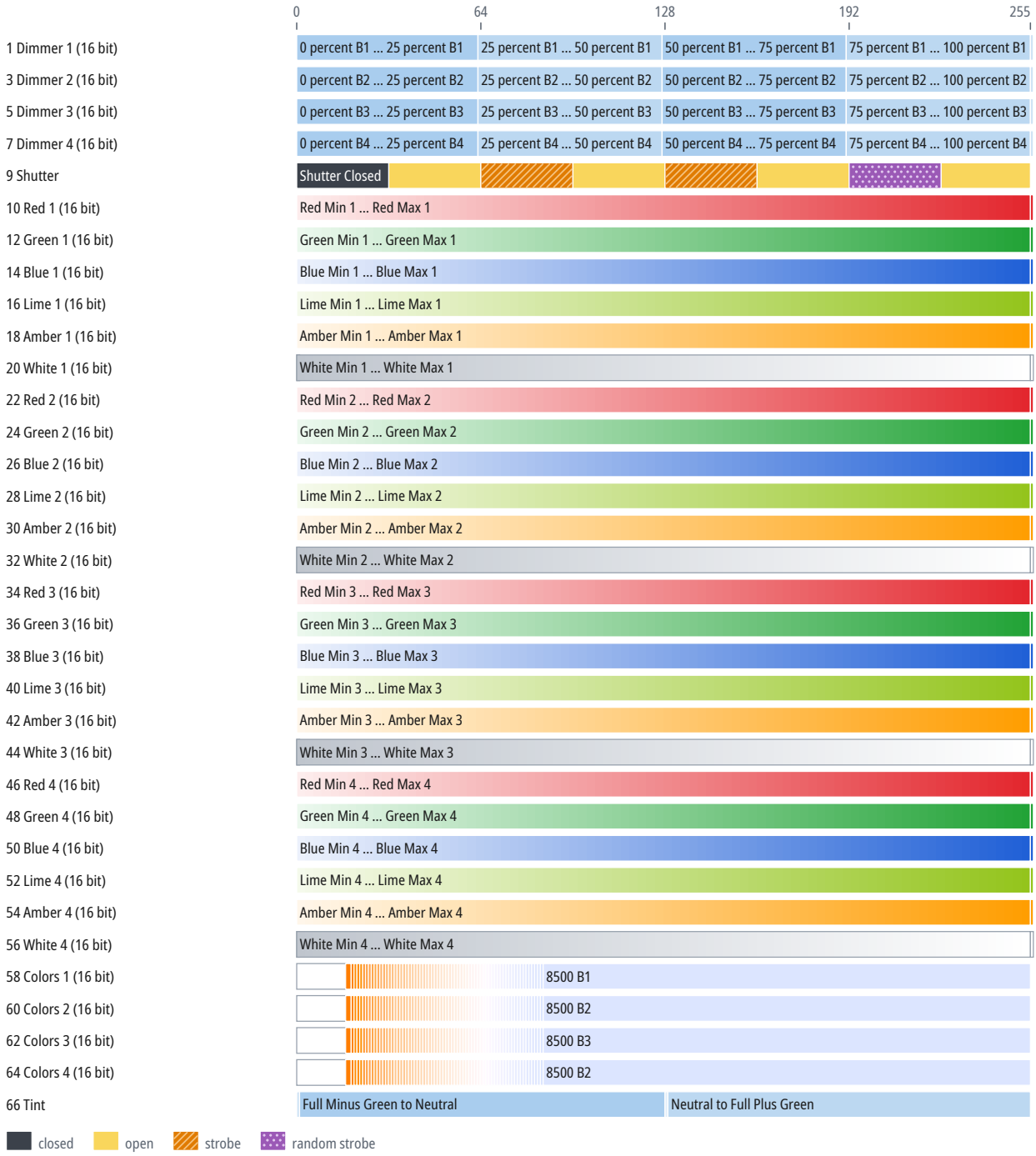

Channel functions at a glance

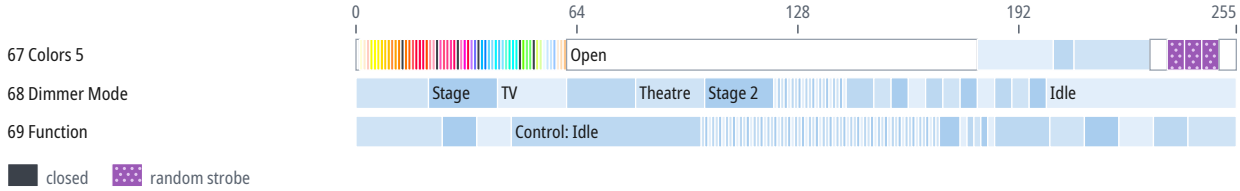

CH	Function	DMX	Description
1	Dimmer 1		Same as CH 1 in the mode “2x Dim/ CCT/ Clr 10ch” (p. 40)
2	Dimmer 1 Fine	0–255	Fine adjustment of CH 1
3	Dimmer 2		Same as CH 3 in the mode “2x Dim/ CCT/ Clr 10ch” (p. 40)
4	Dimmer 2 Fine	0–255	Fine adjustment of CH 3
5	Dimmer 3		Same as CH 5 in the mode “4x Dim/ CCT/ Clr 16ch” (p. 41)
6	Dimmer 3 Fine	0–255	Fine adjustment of CH 5
7	Dimmer 4		Same as CH 7 in the mode “4x Dim/ CCT/ Clr 16ch” (p. 41)
8	Dimmer 4 Fine	0–255	Fine adjustment of CH 7
9	Shutter		Same as CH 2 in the mode “Dim/ Str/ CCT 3ch” (p. 24)
10	Red 1	0–255	Red Min 1 ... Red Max 1
		255	Red Max 1
11	Red 1 Fine	0–255	Fine adjustment of CH 10
12	Green 1	0–255	Green Min 1 ... Green Max 1
		255	Green Max 1
13	Green 1 Fine	0–255	Fine adjustment of CH 12
14	Blue 1	0–255	Blue Min 1 ... Blue Max 1
		255	Blue Max 1
15	Blue 1 Fine	0–255	Fine adjustment of CH 14
16	Lime 1	0–255	Lime Min 1 ... Lime Max 1
		255	Lime Max 1
17	Lime 1 Fine	0–255	Fine adjustment of CH 16
18	Amber 1	0–255	Amber Min 1 ... Amber Max 1
		255	Amber Max 1
19	Amber 1 Fine	0–255	Fine adjustment of CH 18
20	White 1	0–255	White Min 1 ... White Max 1
		255	White Max 1
21	White 1 Fine	0–255	Fine adjustment of CH 20
22	Red 2	0–255	Red Min 2 ... Red Max 2
		255	Red Max 2
23	Red 2 Fine	0–255	Fine adjustment of CH 22
24	Green 2	0–255	Green Min 2 ... Green Max 2
		255	Green Max 2
25	Green 2 Fine	0–255	Fine adjustment of CH 24
26	Blue 2		Blue 1
		0–255	Blue Min 2 ... Blue Max 2

CH	Function	DMX	Description
26	Blue 2 (continued)	255	Blue Max 2
27	Blue 2 Fine	0–255	Fine adjustment of CH 26
28	Lime 2	0–255	Lime Min 2 … Lime Max 2
		255	Lime Max 2
29	Lime 2 Fine	0–255	Fine adjustment of CH 28
30	Amber 2	0–255	Amber Min 2 … Amber Max 2
		255	Amber Max 2
31	Amber 2 Fine	0–255	Fine adjustment of CH 30
32	White 2	0–255	White Min 2 … White Max 2
		255	White Max 2
33	White 2 Fine	0–255	Fine adjustment of CH 32
34	Red 3	0–255	Red Min 3 … Red Max 3
		255	Red Max 3
35	Red 3 Fine	0–255	Fine adjustment of CH 34
36	Green 3	0–255	Green Min 3 … Green Max 3
		255	Green Max 3
37	Green 3 Fine	0–255	Fine adjustment of CH 36
38	Blue 3		Blue 1
		0–255	Blue Min 3 … Blue Max 3
		255	Blue Max 3
39	Blue 3 Fine	0–255	Fine adjustment of CH 38
40	Lime 3	0–255	Lime Min 3 … Lime Max 3
		255	Lime Max 3
41	Lime 3 Fine	0–255	Fine adjustment of CH 40
42	Amber 3	0–255	Amber Min 3 … Amber Max 3
		255	Amber Max 3
43	Amber 3 Fine	0–255	Fine adjustment of CH 42
44	White 3	0–255	White Min 3 … White Max 3
		255	White Max 3
45	White 3 Fine	0–255	Fine adjustment of CH 44
46	Red 4	0–255	Red Min 4 … Red Max 4
		255	Red Max 4
47	Red 4 Fine	0–255	Fine adjustment of CH 46
48	Green 4	0–255	Green Min 4 … Green Max 4
		255	Green Max 4
49	Green 4 Fine	0–255	Fine adjustment of CH 48
50	Blue 4		Blue 1
		0–255	Blue Min 4 … Blue Max 4
		255	Blue Max 4
51	Blue 4 Fine	0–255	Fine adjustment of CH 50
52	Lime 4	0–255	Lime Min 4 … Lime Max 4

CH	Function	DMX	Description
52	Lime 4 (continued)	255	Lime Max 4
53	Lime 4 Fine	0–255	Fine adjustment of CH 52
54	Amber 4	0–255	Amber Min 4 … Amber Max 4
		255	Amber Max 4
55	Amber 4 Fine	0–255	Fine adjustment of CH 54
56	White 4	0–255	White Min 4 … White Max 4
		255	White Max 4
57	White 4 Fine	0–255	Fine adjustment of CH 56
58	Colors 1	0–17	CCT Preset Open: Open 1
		17–18	1800K B1
		19	1900K B1
		20	2000K B1
		21	2100K B1
		22	2200K B1
		23	2300K B1
		24	2400 B1
		25	2500 B1
		26	2600 B1
		27	2700 B1
		28	2800 B1
		29	2900 B1
		30	3000 B1
		31	3100 B1
		32	3200 B1
		33	3300 B1
		34	3400 B1
		35	3500 B1
		36	3600 B1
		37	3700 B1
		38	3800 B1
		39	3900 B1
		40	4000 B1
		41	4100 B1
		42	4200 B1
		43	4300 B1
		44	4400 B1
		45	4500 B1
		46	4600 B1
		47	4700 B1
		48	4800 B1
		49	4900 B1

CH	Function	DMX	Description
58	Colors 1 (continued)	50	5000 B1
		51	5100 B1
		52	5200 B1
		53	5300 B1
		54	5400 B1
		55	5500 B1
		56	5600 B1
		57	5700 B1
		58	5800 B1
		59	5900 B1
		60	6000 B1
		61	6100 B1
		62	6200 B1
		63	6300 B1
		64	6400 B1
		65	6500 B1
		66	6600 B1
		67	6700 B1
		68	6800 B1
		69	6900 B1
		70	7000 B1
		71	7100 B1
		72	7200 B1
		73	7300 B1
		74	7400 B1
		75	7500 B1
		76	7600 B1
		77	7700 B1
		78	7800 B1
		79	7900 B1
		80	8000 B1
		81	8100 B1
		82	8200 B1
		83	8300 B1
		84	8400 B1
		85–255	8500 B1
59	Colors 1 Fine	0–255	Fine adjustment of CH 58
60	Colors 2	0–17	CCT Preset Open: Open 2
		17–18	1800K B2
		19	1900K B2
		20	2000K B2

CH	Function	DMX	Description
60	Colors 2 (continued)	21	2100K B2
		22	2200K B2
		23	2300K B2
		24	2400 B2
		25	2500 B2
		26	2600 B2
		27	2700 B2
		28	2800 B2
		29	2900 B2
		30	3000 B2
		31	3100 B2
		32	3200 B2
		33	3300 B2
		34	3400 B2
		35	3500 B2
		36	3600 B2
		37	3700 B2
		38	3800 B2
		39	3900 B2
		40	4000 B2
		41	4100 B2
		42	4200 B2
		43	4300 B2
		44	4400 B2
		45	4500 B2
		46	4600 B2
		47	4700 B2
		48	4800 B2
		49	4900 B2
		50	5000 B2
		51	5100 B2
		52	5200 B2
		53	5300 B2
		54	5400 B2
		55	5500 B2
		56	5600 B2
		57	5700 B2
		58	5800 B2
		59	5900 B2
		60	6000 B2
		61	6100 B2
		62	6200 B2

CH	Function	DMX	Description
60	Colors 2 (continued)	63	6300 B2
		64	6400 B2
		65	6500 B2
		66	6600 B2
		67	6700 B2
		68	6800 B2
		69	6900 B2
		70	7000 B2
		71	7100 B2
		72	7200 B2
		73	7300 B2
		74	7400 B2
		75	7500 B2
		76	7600 B2
		77	7700 B2
		78	7800 B2
		79	7900 B2
		80	8000 B2
		81	8100 B2
		82	8200 B2
		83	8300 B2
		84	8400 B2
		85–255	8500 B2
61	Colors 2 Fine	0–255	Fine adjustment of CH 60
62	Colors 3	0–17	CCT Preset Open: Open 3
		17–18	1800K B3
		19	1900K B3
		20	2000K B3
		21	2100K B3
		22	2200K B3
		23	2300K B3
		24	2400 B3
		25	2500 B3
		26	2600 B3
		27	2700 B3
		28	2800 B3
		29	2900 B3
		30	3000 B3
		31	3100 B3
		32	3200 B3
		33	3300 B3
		34	3400 B3

CH	Function	DMX	Description
62	Colors 3 (continued)	35	3500 B3
		36	3600 B3
		37	3700 B3
		38	3800 B3
		39	3900 B3
		40	4000 B3
		41	4100 B3
		42	4200 B3
		43	4300 B3
		44	4400 B3
		45	4500 B3
		46	4600 B3
		47	4700 B3
		48	4800 B3
		49	4900 B3
		50	5000 B3
		51	5100 B3
		52	5200 B3
		53	5300 B3
		54	5400 B3
		55	5500 B3
		56	5600 B3
		57	5700 B3
		58	5800 B3
		59	5900 B3
		60	6000 B3
		61	6100 B3
		62	6200 B3
		63	6300 B3
		64	6400 B3
		65	6500 B3
		66	6600 B3
		67	6700 B3
		68	6800 B3
		69	6900 B3
		70	7000 B3
		71	7100 B3
		72	7200 B3
		73	7300 B3
		74	7400 B3
		75	7500 B3
		76	7600 B3

CH	Function	DMX	Description
62	Colors 3 (continued)	77	7700 B3
		78	7800 B3
		79	7900 B3
		80	8000 B3
		81	8100 B3
		82	8200 B3
		83	8300 B3
		84	8400 B3
		85–255	8500 B3
63	Colors 3 Fine	0–255	Fine adjustment of CH 62
64	Colors 4	0–17	CCT Preset Open: Open 4
		17–18	1800K B4
		19	1900K B4
		20	2000K B4
		21	2100K B4
		22	2200K B4
		23	2300K B4
		24	2400 B4
		25	2500 B4
		26	2600 B4
		27	2700 B4
		28	2800 B4
		29	2900 B4
		30	3000 B4
		31	3100 B4
		32	3200 B4
		33	3300 B4
		34	3400 B4
		35	3500 B4
		36	3600 B4
		37	3700 B4
		38	3800 B4
		39	3900 B4
		40	4000 B4
		41	4100 B4
		42	4200 B4
		43	4300 B4
		44	4400 B4
		45	4500 B4
		46	4600 B4
		47	4700 B4
		48	4800 B4

CH	Function	DMX	Description
64	Colors 4 (continued)	49	4900 B4
		50	5000 B4
		51	5100 B4
		52	5200 B4
		53	5300 B4
		54	5400 B4
		55	5500 B4
		56	5600 B4
		57	5700 B4
		58	5800 B4
		59	5900 B4
		60	6000 B4
		61	6100 B4
		62	6200 B4
		63	6300 B4
		64	6400 B4
		65	6500 B4
		66	6600 B4
		67	6700 B4
		68	6800 B4
		69	6900 B4
		70	7000 B4
		71	7100 B4
		72	7200 B4
		73	7300 B4
		74	7400 B4
		75	7500 B4
		76	7600 B4
		77	7700 B4
		78	7800 B4
		79	7900 B4
		80	8000 B2
		81	8100 B2
		82	8200 B2
		83	8300 B2
		84	8400 B2
		85–255	8500 B2
65	Colors 4 Fine	0–255	Fine adjustment of CH 64
66	Tint		Same as CH 5 in the mode “Dim/CCT/Color Picker 7CH” (p. 36)
67	Colors 5		Same as CH 39 in the mode “Std 40ch” (p. 51)
68	Dimmer Mode	0–20	Dimmer Modes: Standard
		21–40	Stage

CH	Function	DMX	Description
68	Dimmer Mode (continued)	41–60	TV
		61–80	Architectural
		81–100	Theatre
		101–120	Stage 2
		121–130	0...9s
		131	1s
		132	1*5s
		133–141	2...10s
		142–149	Idle
		150–154	Single Cell Mode
		155–159	Dual Cell Mode Horizontal
		160–164	Single Cell Mode
		165–169	Dual Cell Mode Horizontal
		170–174	Dual Cell Mode Vertical
		175–179	Quad Cell Mode (Default)
		180–184	Cell Mode: Standard
		185–189	Mirror Horizontal
		190–194	Mirror Vertical
		195–199	Mirror Horizontal and Vertical
		200–255	Idle
69	Function		Same as CH 7 in the mode “Dim/CCT/Color Picker 7CH” (p. 38)

Mode RGB 28ch

16-bit parameters use two channels, coarse and fine: value = 256 × coarse value + fine value.

The GDTF file gives these values for a console's Highlight function: CH 1 Dimmer 1 255, CH 3 Dimmer 2 255, CH 5 Dimmer 3 255, CH 7 Dimmer 4 255, CH 9 Shutter 47, CH 10 Red 1 255, CH 11 Green 1 255, CH 12 Blue 1 255, CH 13 Red 2 255, CH 14 Green 2 255, CH 15 Blue 2 255, CH 16 Red 3 255, CH 17 Green 3 255, CH 18 Blue 3 255, CH 19 Red 4 255, CH 20 Green 4 255, CH 21 Blue 4 255.

Channel functions at a glance

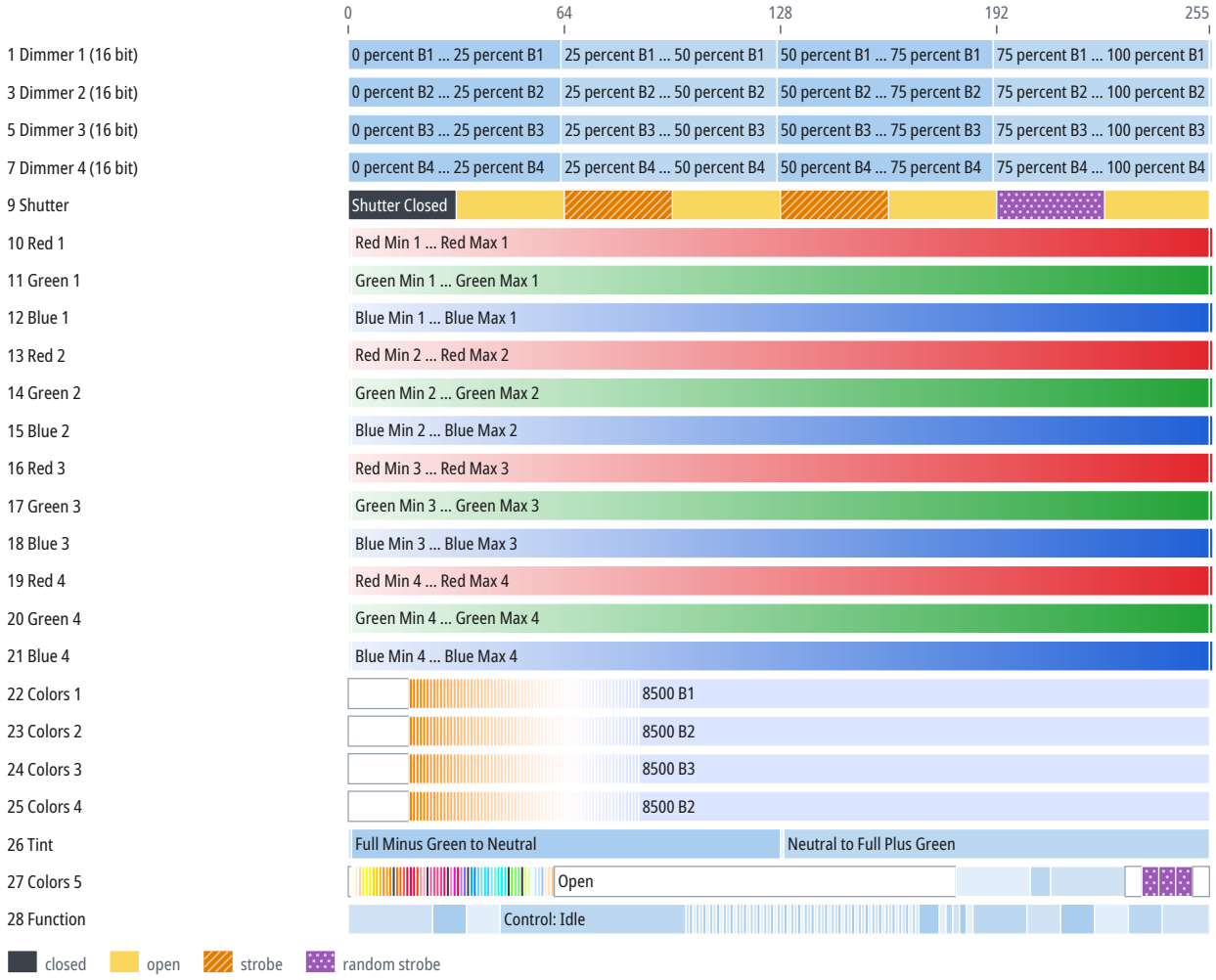

CH	Function	DMX	Description
1	Dimmer 1		Same as CH 1 in the mode “2x Dim/ CCT/ Clr 10ch” (p. 40)
2	Dimmer 1 Fine	0–255	Fine adjustment of CH 1
3	Dimmer 2		Same as CH 3 in the mode “2x Dim/ CCT/ Clr 10ch” (p. 40)
4	Dimmer 2 Fine	0–255	Fine adjustment of CH 3
5	Dimmer 3		Same as CH 5 in the mode “4x Dim/ CCT/ Clr 16ch” (p. 41)
6	Dimmer 3 Fine	0–255	Fine adjustment of CH 5
7	Dimmer 4		Same as CH 7 in the mode “4x Dim/ CCT/ Clr 16ch” (p. 41)
8	Dimmer 4 Fine	0–255	Fine adjustment of CH 7
9	Shutter		Same as CH 2 in the mode “Dim/ Str/ CCT 3ch” (p. 24)
10	Red 1		Same as CH 1 in the mode “2x Raw Clr 12ch” (p. 32)

CH	Function	DMX	Description
11	Green 1		Same as CH 2 in the mode “2x Raw Clr 12ch” (p. 32)
12	Blue 1		Same as CH 3 in the mode “2x Raw Clr 12ch” (p. 32)
13	Red 2		Same as CH 7 in the mode “2x Raw Clr 12ch” (p. 32)
14	Green 2		Same as CH 8 in the mode “2x Raw Clr 12ch” (p. 32)
15	Blue 2		Same as CH 9 in the mode “2x Raw Clr 12ch” (p. 33)
16	Red 3		Same as CH 13 in the mode “4x Raw Clr 24ch” (p. 35)
17	Green 3		Same as CH 14 in the mode “4x Raw Clr 24ch” (p. 35)
18	Blue 3		Same as CH 15 in the mode “4x Raw Clr 24ch” (p. 35)
19	Red 4		Same as CH 19 in the mode “4x Raw Clr 24ch” (p. 35)
20	Green 4		Same as CH 20 in the mode “4x Raw Clr 24ch” (p. 35)
21	Blue 4		Same as CH 21 in the mode “4x Raw Clr 24ch” (p. 35)
22	Colors 1		Same as CH 34 in the mode “Std 40ch” (p. 44)
23	Colors 2		Same as CH 35 in the mode “Std 40ch” (p. 46)
24	Colors 3		Same as CH 36 in the mode “Std 40ch” (p. 48)
25	Colors 4		Same as CH 37 in the mode “Std 40ch” (p. 49)
26	Tint		Same as CH 5 in the mode “Dim/CCT/Color Picker 7CH” (p. 36)
27	Colors 5		Same as CH 39 in the mode “Std 40ch” (p. 51)
28	Function		Same as CH 7 in the mode “Dim/CCT/Color Picker 7CH” (p. 38)

Mode RGB Ext 45ch

16-bit parameters use two channels, coarse and fine: value = 256 × coarse value + fine value.

The GDTF file gives these values for a console's Highlight function: CH 1 Dimmer 1 255, CH 3 Dimmer 2 255, CH 5 Dimmer 3 255, CH 7 Dimmer 4 255, CH 9 Shutter 47, CH 10 Red 1 255, CH 12 Green 1 255, CH 14 Blue 1 255, CH 16 Red 2 255, CH 18 Green 2 255, CH 20 Blue 2 255, CH 22 Red 3 255, CH 24 Green 3 255, CH 26 Blue 3 255, CH 28 Red 4 255, CH 30 Green 4 255, CH 32 Blue 4 255.

Channel functions at a glance



CH	Function	DMX	Description
1	Dimmer 1		Same as CH 1 in the mode “2x Dim/ CCT/ Clr 10ch” (p. 40)
2	Dimmer 1 Fine	0–255	Fine adjustment of CH 1
3	Dimmer 2		Same as CH 3 in the mode “2x Dim/ CCT/ Clr 10ch” (p. 40)
4	Dimmer 2 Fine	0–255	Fine adjustment of CH 3
5	Dimmer 3		Same as CH 5 in the mode “4x Dim/ CCT/ Clr 16ch” (p. 41)
6	Dimmer 3 Fine	0–255	Fine adjustment of CH 5
7	Dimmer 4		Same as CH 7 in the mode “4x Dim/ CCT/ Clr 16ch” (p. 41)
8	Dimmer 4 Fine	0–255	Fine adjustment of CH 7
9	Shutter		Same as CH 2 in the mode “Dim/ Str/ CCT 3ch” (p. 24)

CH	Function	DMX	Description
10	Red 1		Same as CH 10 in the mode “Ext 69ch” (p. 55)
11	Red 1 Fine	0–255	Fine adjustment of CH 10
12	Green 1		Same as CH 12 in the mode “Ext 69ch” (p. 55)
13	Green 1 Fine	0–255	Fine adjustment of CH 12
14	Blue 1		Same as CH 14 in the mode “Ext 69ch” (p. 55)
15	Blue 1 Fine	0–255	Fine adjustment of CH 14
16	Red 2		Same as CH 22 in the mode “Ext 69ch” (p. 55)
17	Red 2 Fine	0–255	Fine adjustment of CH 16
18	Green 2		Same as CH 24 in the mode “Ext 69ch” (p. 55)
19	Green 2 Fine	0–255	Fine adjustment of CH 18
20	Blue 2		Same as CH 26 in the mode “Ext 69ch” (p. 55)
21	Blue 2 Fine	0–255	Fine adjustment of CH 20
22	Red 3		Same as CH 34 in the mode “Ext 69ch” (p. 56)
23	Red 3 Fine	0–255	Fine adjustment of CH 22
24	Green 3		Same as CH 36 in the mode “Ext 69ch” (p. 56)
25	Green 3 Fine	0–255	Fine adjustment of CH 24
26	Blue 3		Same as CH 38 in the mode “Ext 69ch” (p. 56)
27	Blue 3 Fine	0–255	Fine adjustment of CH 26
28	Red 4		Same as CH 46 in the mode “Ext 69ch” (p. 56)
29	Red 4 Fine	0–255	Fine adjustment of CH 28
30	Green 4		Same as CH 48 in the mode “Ext 69ch” (p. 56)
31	Green 4 Fine	0–255	Fine adjustment of CH 30
32	Blue 4		Same as CH 50 in the mode “Ext 69ch” (p. 56)
33	Blue 4 Fine	0–255	Fine adjustment of CH 32
34	Colors 1		Same as CH 58 in the mode “Ext 69ch” (p. 57)
35	Colors 1 Fine	0–255	Fine adjustment of CH 34
36	Colors 2		Same as CH 60 in the mode “Ext 69ch” (p. 58)
37	Colors 2 Fine	0–255	Fine adjustment of CH 36
38	Colors 3		Same as CH 62 in the mode “Ext 69ch” (p. 60)
39	Colors 3 Fine	0–255	Fine adjustment of CH 38
40	Colors 4		Same as CH 64 in the mode “Ext 69ch” (p. 62)
41	Colors 4 Fine	0–255	Fine adjustment of CH 40
42	Tint		Same as CH 5 in the mode “Dim/CCT/Color Picker 7CH” (p. 36)
43	Colors 5		Same as CH 39 in the mode “Std 40ch” (p. 51)
44	Dimmer Mode		Same as CH 68 in the mode “Ext 69ch” (p. 63)
45	Function		Same as CH 7 in the mode “Dim/CCT/Color Picker 7CH” (p. 38)

Mode CMY 28ch

16-bit parameters use two channels, coarse and fine: value = 256 × coarse value + fine value.

The GDTF file gives these values for a console's Highlight function: CH 1 Dimmer 1 255, CH 3 Dimmer 2 255, CH 5 Dimmer 3 255, CH 7 Dimmer 4 255, CH 9 Shutter 47, CH 10 Cyan 1 0, CH 11 Magenta 1 0, CH 12 Yellow 1 0, CH 13 Cyan 2 0, CH 14 Magenta 2 0, CH 15 Yellow 2 0, CH 16 Cyan 3 0, CH 17 Magenta 3 0, CH 18 Yellow 3 0, CH 19 Cyan 4 0, CH 20 Magenta 4 0, CH 21 Yellow 4 0.

Channel functions at a glance

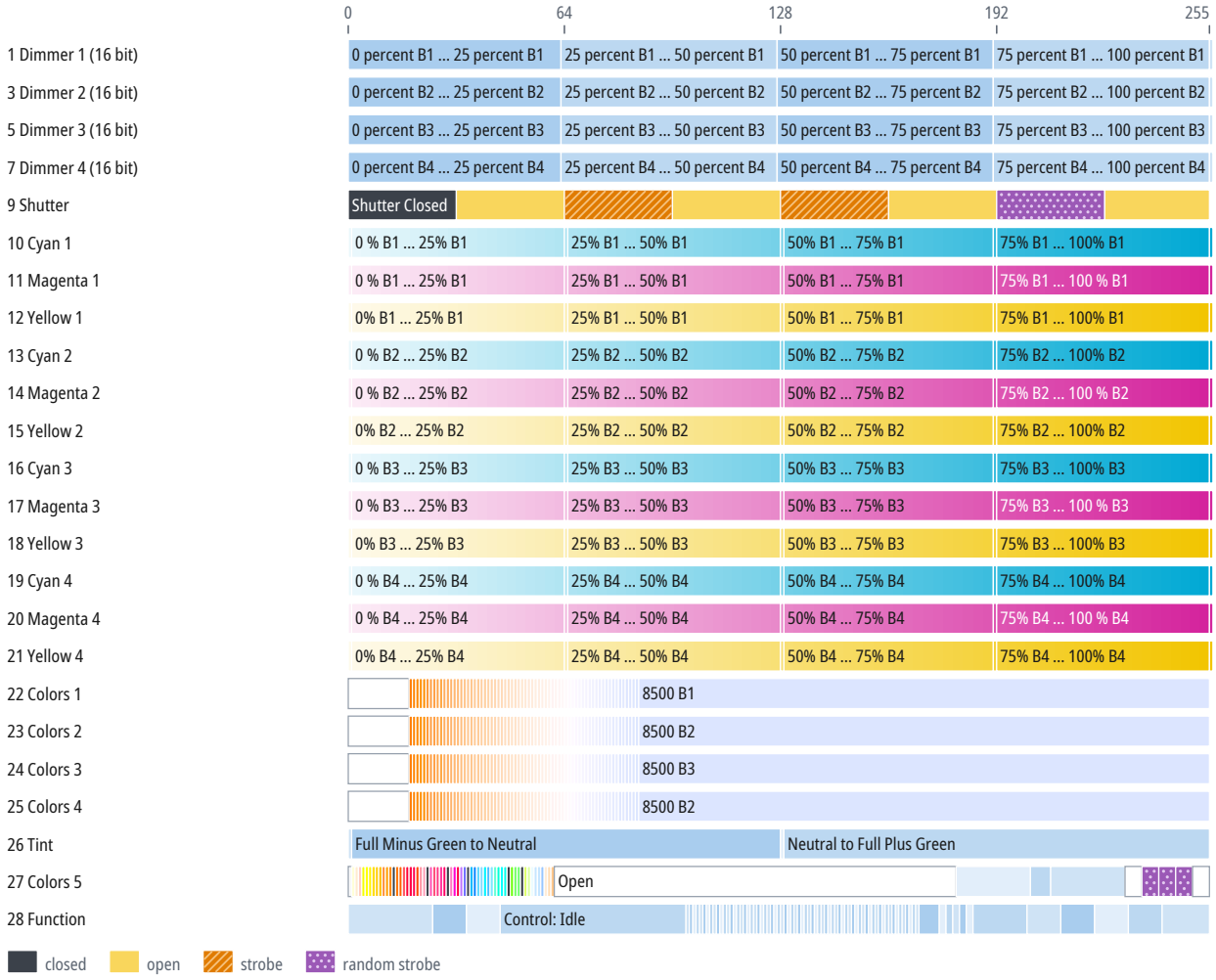

CH	Function	DMX	Description
1	Dimmer 1		Same as CH 1 in the mode “2x Dim/ CCT/ Clr 10ch” (p. 40)
2	Dimmer 1 Fine	0–255	Fine adjustment of CH 1
3	Dimmer 2		Same as CH 3 in the mode “2x Dim/ CCT/ Clr 10ch” (p. 40)
4	Dimmer 2 Fine	0–255	Fine adjustment of CH 3
5	Dimmer 3		Same as CH 5 in the mode “4x Dim/ CCT/ Clr 16ch” (p. 41)
6	Dimmer 3 Fine	0–255	Fine adjustment of CH 5
7	Dimmer 4		Same as CH 7 in the mode “4x Dim/ CCT/ Clr 16ch” (p. 41)
8	Dimmer 4 Fine	0–255	Fine adjustment of CH 7
9	Shutter		Same as CH 2 in the mode “Dim/ Str/ CCT 3ch” (p. 24)
10	Cyan 1	0	0 % B1

CH	Function	DMX	Description
10	Cyan 1 (continued)	1–63	0 % B1 … 25% B1
		64	25% B1
		65–127	25% B1 … 50% B1
		128	50% B1
		129–190	50% B1 … 75% B1
		191	75% B1
		192–254	75% B1 … 100% B1
		255	100% B1
11	Magenta 1	0	0 % B1
		1–63	0 % B1 … 25% B1
		64	25% B1
		65–127	25% B1 … 50% B1
		128	50% B1
		129–190	50% B1 … 75% B1
		191	75% B1
		192–254	75% B1 … 100 % B1
		255	100 % B1
12	Yellow 1	0	0% B1
		1–63	0% B1 … 25% B1
		64	25% B1
		65–127	25% B1 … 50% B1
		128	50% B1
		129–190	50% B1 … 75% B1
		191	75% B1
		192–254	75% B1 … 100% B1
		255	100% B1
13	Cyan 2	0	0 % B2
		1–63	0 % B2 … 25% B2
		64	25% B2
		65–127	25% B2 … 50% B2
		128	50% B2
		129–190	50% B2 … 75% B2
		191	75% B2
		192–254	75% B2 … 100% B2
		255	100% B2
14	Magenta 2	0	0 % B2
		1–63	0 % B2 … 25% B2
		64	25% B2
		65–127	25% B2 … 50% B2
		128	50% B2
		129–190	50% B2 … 75% B2
		191	75% B2

CH	Function	DMX	Description
14	Magenta 2 (continued)	192–254	75% B2 ... 100 % B2
		255	100 % B2
15	Yellow 2	0	0% B2
		1–63	0% B2 ... 25% B2
		64	25% B2
		65–127	25% B2 ... 50% B2
		128	50% B2
		129–190	50% B2 ... 75% B2
		191	75% B2
		192–254	75% B2 ... 100% B2
		255	100% B2
16	Cyan 3	0	0 % B3
		1–63	0 % B3 ... 25% B3
		64	25% B3
		65–127	25% B3 ... 50% B3
		128	50% B3
		129–190	50% B3 ... 75% B3
		191	75% B3
		192–254	75% B3 ... 100% B3
		255	100% B3
17	Magenta 3	0	0 % B3
		1–63	0 % B3 ... 25% B3
		64	25% B3
		65–127	25% B3 ... 50% B3
		128	50% B3
		129–190	50% B3 ... 75% B3
		191	75% B3
		192–254	75% B3 ... 100 % B3
		255	100 % B3
18	Yellow 3	0	0% B3
		1–63	0% B3 ... 25% B3
		64	25% B3
		65–127	25% B3 ... 50% B3
		128	50% B3
		129–190	50% B3 ... 75% B3
		191	75% B3
		192–254	75% B3 ... 100% B3
		255	100% B3
19	Cyan 4	0	0 % B4
		1–63	0 % B4 ... 25% B4
		64	25% B4
		65–127	25% B4 ... 50% B4

CH	Function	DMX	Description
19	Cyan 4 (continued)	128	50% B4
		129–190	50% B4 ... 75% B4
		191	75% B4
		192–254	75% B4 ... 100% B4
		255	100% B4
20	Magenta 4	0	0 % B4
		1–63	0 % B4 ... 25% B4
		64	25% B4
		65–127	25% B4 ... 50% B4
		128	50% B4
		129–190	50% B4 ... 75% B4
		191	75% B4
		192–254	75% B4 ... 100 % B4
		255	100 % B4
21	Yellow 4	0	0% B4
		1–63	0% B4 ... 25% B4
		64	25% B4
		65–127	25% B4 ... 50% B4
		128	50% B4
		129–190	50% B4 ... 75% B4
		191	75% B4
		192–254	75% B4 ... 100% B4
		255	100% B4
22	Colors 1		Same as CH 34 in the mode “Std 40ch” (p. 44)
23	Colors 2		Same as CH 35 in the mode “Std 40ch” (p. 46)
24	Colors 3		Same as CH 36 in the mode “Std 40ch” (p. 48)
25	Colors 4		Same as CH 37 in the mode “Std 40ch” (p. 49)
26	Tint		Same as CH 5 in the mode “Dim/CCT/Color Picker 7CH” (p. 36)
27	Colors 5		Same as CH 39 in the mode “Std 40ch” (p. 51)
28	Function		Same as CH 7 in the mode “Dim/CCT/Color Picker 7CH” (p. 38)

Mode CMY Ext 45ch

16-bit parameters use two channels, coarse and fine: value = 256 × coarse value + fine value.

The GDTF file gives these values for a console's Highlight function: CH 1 Dimmer 1 255, CH 3 Dimmer 2 255, CH 5 Dimmer 3 255, CH 7 Dimmer 4 255, CH 9 Shutter 47, CH 10 Cyan 1 0, CH 12 Magenta 1 0, CH 14 Yellow 1 0, CH 16 Cyan 2 0, CH 18 Magenta 2 0, CH 20 Yellow 2 0, CH 22 Cyan 3 0, CH 24 Magenta 3 0, CH 26 Yellow 3 0, CH 28 Cyan 4 0, CH 30 Magenta 4 0, CH 32 Yellow 4 0.

Channel functions at a glance

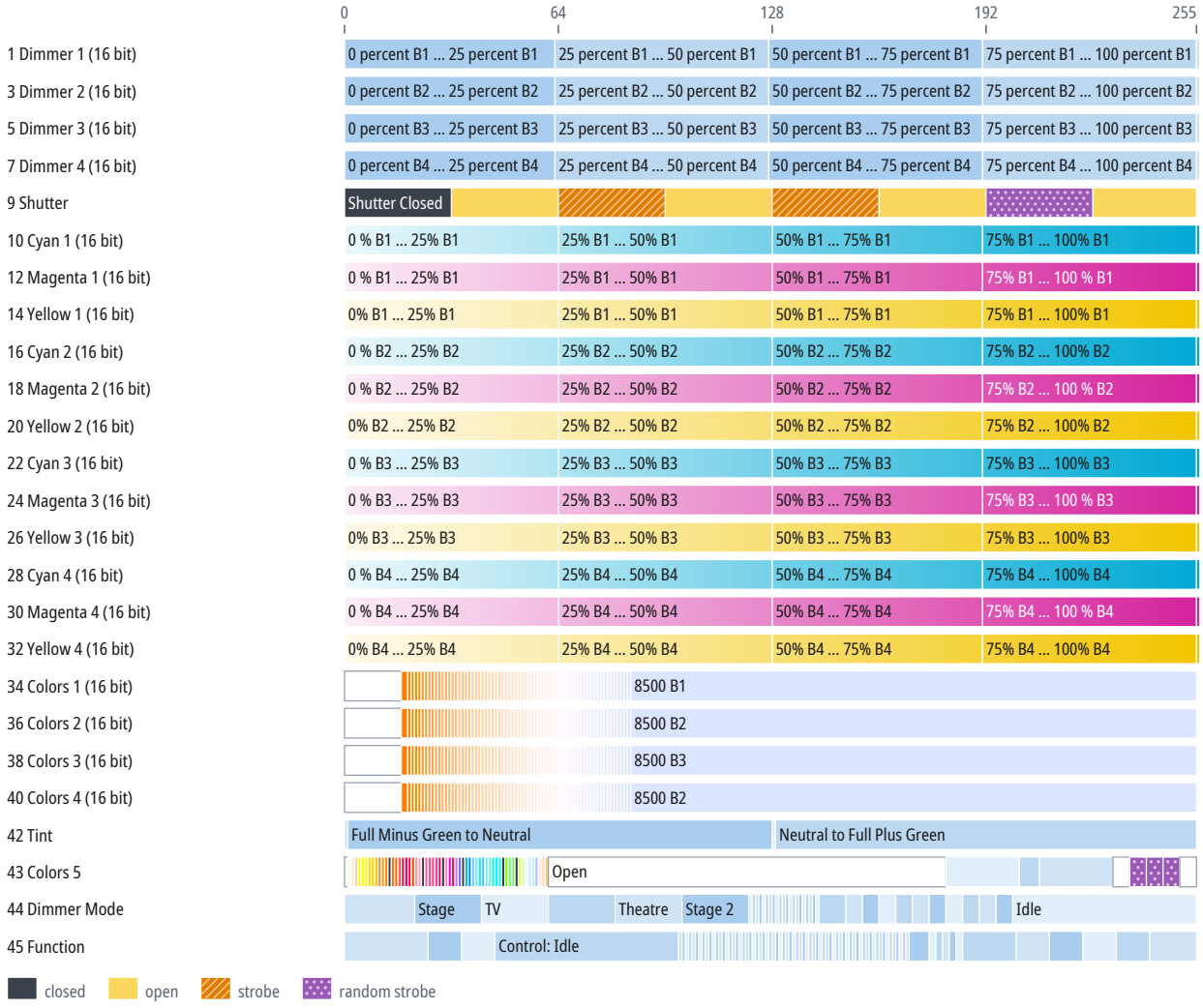

CH	Function	DMX	Description
1	Dimmer 1		Same as CH 1 in the mode “2x Dim/ CCT/ Clr 10ch” (p. 40)
2	Dimmer 1 Fine	0–255	Fine adjustment of CH 1
3	Dimmer 2		Same as CH 3 in the mode “2x Dim/ CCT/ Clr 10ch” (p. 40)
4	Dimmer 2 Fine	0–255	Fine adjustment of CH 3
5	Dimmer 3		Same as CH 5 in the mode “4x Dim/ CCT/ Clr 16ch” (p. 41)
6	Dimmer 3 Fine	0–255	Fine adjustment of CH 5
7	Dimmer 4		Same as CH 7 in the mode “4x Dim/ CCT/ Clr 16ch” (p. 41)
8	Dimmer 4 Fine	0–255	Fine adjustment of CH 7
9	Shutter		Same as CH 2 in the mode “Dim/ Str/ CCT 3ch” (p. 24)

CH	Function	DMX	Description
10	Cyan 1	0–64	0 % B1 … 25% B1
		64–128	25% B1 … 50% B1
		128–191	50% B1 … 75% B1
		191–255	75% B1 … 100% B1
		255	100% B1
11	Cyan 1 Fine	0–255	Fine adjustment of CH 10
12	Magenta 1	0–64	0 % B1 … 25% B1
		64–128	25% B1 … 50% B1
		128–191	50% B1 … 75% B1
		191–255	75% B1 … 100 % B1
		255	100 % B1
13	Magenta 1 Fine	0–255	Fine adjustment of CH 12
14	Yellow 1	0–64	0% B1 … 25% B1
		64–128	25% B1 … 50% B1
		128–191	50% B1 … 75% B1
		191–255	75% B1 … 100% B1
		255	100% B1
15	Yellow 1 Fine	0–255	Fine adjustment of CH 14
16	Cyan 2	0–64	0 % B2 … 25% B2
		64–128	25% B2 … 50% B2
		128–191	50% B2 … 75% B2
		191–255	75% B2 … 100% B2
		255	100% B2
17	Cyan 2 Fine	0–255	Fine adjustment of CH 16
18	Magenta 2	0–64	0 % B2 … 25% B2
		64–128	25% B2 … 50% B2
		128–191	50% B2 … 75% B2
		191–255	75% B2 … 100 % B2
		255	100 % B2
19	Magenta 2 Fine	0–255	Fine adjustment of CH 18
20	Yellow 2	0–64	0% B2 … 25% B2
		64–128	25% B2 … 50% B2
		128–191	50% B2 … 75% B2
		191–255	75% B2 … 100% B2
		255	100% B2
21	Yellow 2 Fine	0–255	Fine adjustment of CH 20
22	Cyan 3	0–64	0 % B3 … 25% B3
		64–128	25% B3 … 50% B3
		128–191	50% B3 … 75% B3
		191–255	75% B3 … 100% B3
		255	100% B3
CH	**Function**	**DMX**	**Description**

23	Cyan 3 Fine	0–255	Fine adjustment of CH 22
24	Magenta 3	0–64	0 % B3 ... 25% B3
		64–128	25% B3 ... 50% B3
		128–191	50% B3 ... 75% B3
		191–255	75% B3 ... 100 % B3
		255	100 % B3
25	Magenta 3 Fine	0–255	Fine adjustment of CH 24
26	Yellow 3	0–64	0% B3 ... 25% B3
		64–128	25% B3 ... 50% B3
		128–191	50% B3 ... 75% B3
		191–255	75% B3 ... 100% B3
		255	100% B3
27	Yellow 3 Fine	0–255	Fine adjustment of CH 26
28	Cyan 4	0–64	0 % B4 ... 25% B4
		64–128	25% B4 ... 50% B4
		128–191	50% B4 ... 75% B4
		191–255	75% B4 ... 100% B4
		255	100% B4
29	Cyan 4 Fine	0–255	Fine adjustment of CH 28
30	Magenta 4	0–64	0 % B4 ... 25% B4
		64–128	25% B4 ... 50% B4
		128–191	50% B4 ... 75% B4
		191–255	75% B4 ... 100 % B4
		255	100 % B4
31	Magenta 4 Fine	0–255	Fine adjustment of CH 30
32	Yellow 4	0–64	0% B4 ... 25% B4
		64–128	25% B4 ... 50% B4
		128–191	50% B4 ... 75% B4
		191–255	75% B4 ... 100% B4
		255	100% B4
33	Yellow 4 Fine	0–255	Fine adjustment of CH 32
34	Colors 1		Same as CH 58 in the mode “Ext 69ch” (p. 57)
35	Colors 1 Fine	0–255	Fine adjustment of CH 34
36	Colors 2		Same as CH 60 in the mode “Ext 69ch” (p. 58)
37	Colors 2 Fine	0–255	Fine adjustment of CH 36
38	Colors 3		Same as CH 62 in the mode “Ext 69ch” (p. 60)
39	Colors 3 Fine	0–255	Fine adjustment of CH 38
40	Colors 4		Same as CH 64 in the mode “Ext 69ch” (p. 62)
41	Colors 4 Fine	0–255	Fine adjustment of CH 40
42	Tint		Same as CH 5 in the mode “Dim/CCT/Color Picker 7CH” (p. 36)

CH	Function	DMX	Description
43	Colors 5		Same as CH 39 in the mode “Std 40ch” (p. 51)

CH	Function	DMX	Description
44	Dimmer Mode		Same as CH 68 in the mode “Ext 69ch” (p. 63)
45	Function		Same as CH 7 in the mode “Dim/CCT/Color Picker 7CH” (p. 38)

10 Technical specifications

Parameter	Value
Light source	tungsten lamp
RDM	yes (manufacturer ID 0x22A6, device model ID 0x0086)
Weight	19.5 kg
Operating temperature	0 to 40 °C

Speeds and ranges

Parameter	Value
Color temperature range	2400–8500 K
Strobe frequency	1–10 Hz
LED frequency	900–25000 Hz
Color wheel 1 rotation	up to 7200 °/s (1200 rpm)

Dimensions

weight 19.5 kg

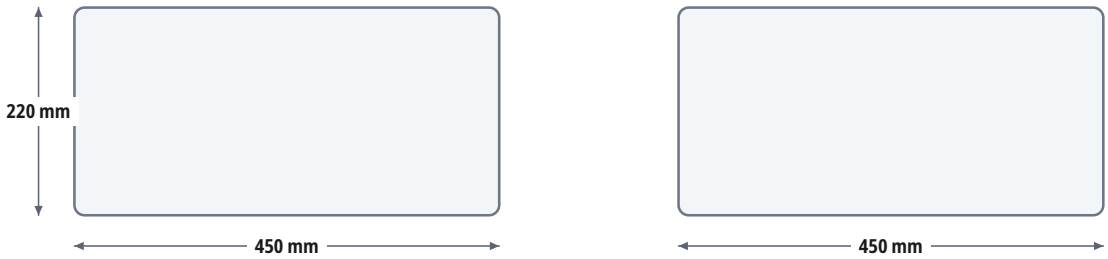

Spot diameter

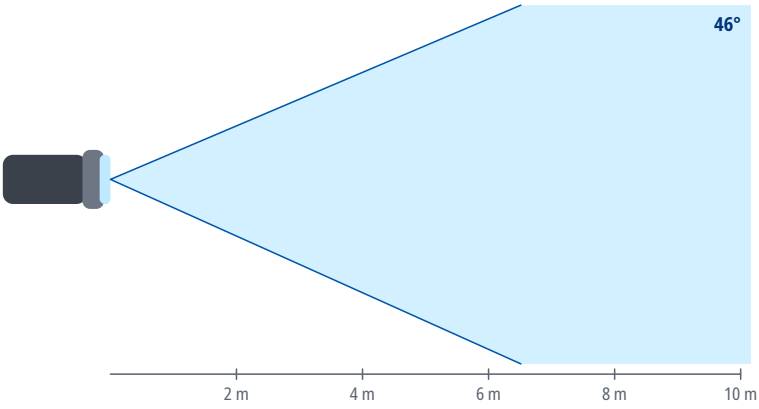

Distance	Ø 46°
2 m	1.7 m
4 m	3.4 m
6 m	5.1 m
8 m	6.8 m
10 m	8.5 m
15 m	12.7 m

Spot diameter square to the beam axis, calculated from the beam angle.

11 Maintenance and cleaning

- Before cleaning and maintenance, switch the device off, disconnect it from the power supply and let it cool down.
- Clean the housing with a soft, dry or slightly damp cloth. Do not use solvents, abrasive cleaners or pressure washers, and make sure no liquid gets into the device.
- Clean optical parts (lenses, front glass), if the device has any, with a soft lint-free cloth and a cleaner

intended for optics or glass.

- Regularly inspect the housing, cables, connectors and fixings. Have damaged parts replaced by a service center.
- How often to clean depends on the environment; dust, smoke and fog make the device dirty much faster.

12 Troubleshooting

Problem	Remedy
The device does not switch on	Check the supply voltage, the cables and the fuse, if the device has one.
The device does not respond to DMX	Check the start address, the selected DMX mode and whether it matches the profile in the controller, the cable connection to DMX IN, and the controller output (universe).
The device behaves erratically or flickers	Check the terminator at the end of the line, the condition and wiring of the cables (shield on pin 1 only), the number of devices on the line (32 at most), and that the line is not split without a splitter.
Only some devices on the line respond	Check the cable and connectors between the last working and the first non-working device, and make sure all devices on the line are switched on.
Devices respond to the wrong channels or affect each other	Check that the addresses do not overlap and that the DMX mode on the devices matches the patch in the controller.
The device or the connected load does not light up although it receives DMX	Check the values of the dimmer, shutter and strobe channels against the DMX channel table. For the DMX modes for which the sources state it, the chapter DMX channels gives under the mode's heading which channels must be open.

13 Disposal

The crossed-out wheeled bin symbol on the product, in the manual or on the packaging means that the product must not be disposed of with unsorted household waste at the end of its life.

Take the end-of-life equipment to a collection point, for example a municipal collection site or a retailer. Proper disposal enables materials to be recycled and helps prevent possible negative effects on the environment and human health.

Follow the regulations applicable in your country; in the Czech Republic, take-back is governed by Act No. 542/2020 Coll., on End-of-Life Products.

Recycle the packaging materials according to their type.