DMX REFERENCE

Astera AX3 LightDrop

AX3 LightDrop

OGSON fixtures



Manufacturer	OGSON fixtures
GDTF file	OGSON_fixtures_Astera_AX3_LightDrop_87349.gdtf
GDTF revision	ogi_v13 · 2025-02-25
Generated	2026-11-24

Contents

1 About this manual 2
2 Quick reference 3
3 Safety instructions 4
4 Installation 5
5 Connections 5
6 Operation 6
7 Functions at a glance 6
8 DMX channels 12
Mode 1: RGB 13
Mode 2: RGBW 13
Mode 3: RGBAW 13
Mode 4: DIM RGB 14
Mode 5: DIM RGBW 14
Mode 6: DIM RGBAW 14
Mode 7: RGB CCT DIM IND 14
Mode 8: RGBS 20
Mode 9: RGBWS 20
Mode 10: RGBAWS 20
Mode 11: DIM RGBS 21
Mode 12: DIM RGBWS 21
Mode 13: DIM RGBAWS 21
Mode 14: RGB CCT DIM IND S 22
Mode 15: EFFECT MODE FIX 22
Mode 89: D CCT GM CRO RGB 43
Mode 90: D CCT GM HUE SAT 43
Mode 91: D16 CCT GM C RGB 44
Mode 92: D16 CCT GM H SAT 45
Mode 93: D16 X Y 45
Mode 94: D CCT GM CRO RGB S 45
Mode 95: D CCT GM HUE SAT S 46
Mode 96: D16 CCT GM H SAT S 46
Mode 97: D16 X Y S 46
Mode 137: D16 CCT GM C RGB S 47
Mode 168: D CCT GM C CRO XY 47
Mode 169: D16 CCT GM C CRO XY 47
Mode 170: D CCT GM C CRO XY S 48
Mode 171: D16 CCT GM C CRO XY S 48
9 Technical specifications 49
10 Maintenance and cleaning 49
11 Troubleshooting 50
12 Disposal 50

1 About this manual

This document describes the AX3 LightDrop by OGSON fixtures. It was compiled from the GDTF file OGSON_fixtures_Astera_AX3_LightDrop_87349.gdtf from the GDTF-Share library.

File revision: “ogi_v13”.

The DMX modes, the channel functions and the technical data are given as the GDTF file states them. Installation, operation from the device's control panel, service and safety instructions are described in the manufacturer's original user manual, which takes precedence over this document.

This document was not issued or endorsed by OGSON fixtures; product names and trademarks belong to their owners.

Safety notices are marked with signal words according to the severity of the hazard: DANGER – an imminent hazard that will result in death or serious injury; WARNING – a potential hazard that could result in death or serious injury; CAUTION – a potential hazard that could result in minor injury or property damage; NOTE – additional information for correct and safe use.

> **NOTE** This product is designed for stage and effect lighting. It is not suitable for household room illumination.

2 Quick reference

Parameter	Value
Weight	1.4 kg

DMX modes

Mode	Channels	Units in one universe	First start addresses
1: RGB	3	170	1, 4, 7, 10, ...
2: RGBW	4	128	1, 5, 9, 13, ...
3: RGBAW	5	102	1, 6, 11, 16, ...
4: DIM RGB	4	128	1, 5, 9, 13, ...
5: DIM RGBW	5	102	1, 6, 11, 16, ...
6: DIM RGBAW	6	85	1, 7, 13, 19, ...
7: RGB CCT DIM IND	6	85	1, 7, 13, 19, ...
8: RGBS	4	128	1, 5, 9, 13, ...
9: RGBWS	5	102	1, 6, 11, 16, ...
10: RGBAWS	6	85	1, 7, 13, 19, ...
11: DIM RGBS	5	102	1, 6, 11, 16, ...
12: DIM RGBWS	6	85	1, 7, 13, 19, ...
13: DIM RGBAWS	7	73	1, 8, 15, 22, ...
14: RGB CCT DIM IND S	7	73	1, 8, 15, 22, ...
15: EFFECT MODE FIX	13	39	1, 14, 27, 40, ...
89: D CCT GM CRO RGB	7	73	1, 8, 15, 22, ...
90: D CCT GM HUE SAT	5	102	1, 6, 11, 16, ...
91: D16 CCT GM C RGB	8	64	1, 9, 17, 25, ...
92: D16 CCT GM H SAT	7	73	1, 8, 15, 22, ...
93: D16 X Y	6	85	1, 7, 13, 19, ...
94: D CCT GM CRO RGB S	8	64	1, 9, 17, 25, ...
95: D CCT GM HUE SAT S	6	85	1, 7, 13, 19, ...
96: D16 CCT GM H SAT S	8	64	1, 9, 17, 25, ...
97: D16 X Y S	7	73	1, 8, 15, 22, ...
137: D16 CCT GM C RGB S	9	56	1, 10, 19, 28, ...
168: D CCT GM C CRO XY	8	64	1, 9, 17, 25, ...
169: D16 CCT GM C CRO XY	9	56	1, 10, 19, 28, ...
170: D CCT GM C CRO XY S	9	56	1, 10, 19, 28, ...
171: D16 CCT GM C CRO XY S	10	51	1, 11, 21, 31, ...


Read the manual before use


Do not stare into the light


Indoor use only

3 Safety instructions



Read the manual before use



Do not stare into the light



Indoor use only

⚠ WARNING

- This device is intended for professional use. Installation, connection, setup and maintenance must be carried out only by suitably qualified persons who have read this manual.
- Use the device only for its intended purpose and as described in this manual.
- Do not open the housing and do not modify or tamper with the device. Refer all repairs to an authorized service center.
- Do not use the device if its housing, power or data cable, or a connector is damaged, if the device has been dropped, or if liquid or a foreign object has entered it. In such a case, have it checked by a service center.
- Disconnect the device from the power supply before cleaning, maintenance or any work on the connections.
- After moving the device from a cold to a warm environment, let it reach room temperature before switching it on to prevent condensation inside.
- The device is not a toy; keep it out of the reach of children.

⚠ WARNING

- This device is designed for indoor use only. Protect it from rain, splashing water, moisture and dust, and do not place containers with liquids on it.
- Do not operate the device in high humidity, near water, or where condensation can form on it.

⚠ CAUTION

- This device emits intense light. Do not look directly into the light source or the beam at close range; doing so may damage your eyes.
- Do not aim the beam at the eyes of people or animals at close range, and do not view the light source through optical instruments (binoculars, camera lenses).
- Do not aim the beam at flammable or heat-sensitive materials at close range.

⚠ CAUTION

- Strobe and fast flashing light effects can trigger epileptic seizures in susceptible people (photosensitive epilepsy) and can cause nausea or disorientation.
- Inform the audience and performers in advance that strobe effects will be used, for example with a notice at the entrance, and do not use them longer than necessary.

4 Installation

⚠ **WARNING**

- Rigging must be carried out only by qualified persons in accordance with applicable regulations, in particular those for work at height.
- The supporting structure and fixings must safely carry the weight of all suspended devices; verify their load capacity in advance.
- Weight of the device: 1.35 kg.
- Use suitable mounting hardware (for example truss clamps) and tighten all screw connections properly.
- Always secure the suspended device against falling with a safety cable of adequate load capacity, routed through a fixed point of the device and around the supporting structure.
- During installation and removal, keep people out of the area below the work position.
- Regularly inspect the fixings and the safety cable for damage, corrosion and loosening.

5 Connections

- Use shielded cable designed for DMX512 with an impedance of 110 Ω. Ordinary microphone cable is not suitable for DMX, especially over longer distances.
- Connect the devices in a daisy chain: connect the DMX OUT of one device to the DMX IN of the next. Do not split the line with Y-cables or wire it in a star; the line may be split only with a DMX splitter.
- Connect the shield to pin 1 only. Do not connect the shield (ground) to the metal shell of the connector; this can cause short circuits or erratic behavior.
- XLR pin assignment: pin 1 – shield (ground), pin 2 – Data- (Data Complement), pin 3 – Data+ (Data True). On 5-pin connectors, pins 4 and 5 are not connected; a 5-pin connector can be connected to a 3-pin one with a cable adapter.
- Terminate the end of the line (for impedance matching): plug an XLR connector with a 120 Ω, ¼ W resistor between pins 2 and 3 into the DMX OUT of the last device. This reduces the risk of erratic behavior.
- Connect no more than 32 devices to one DMX line. For more devices or longer runs, use a DMX splitter or booster.

DMX line

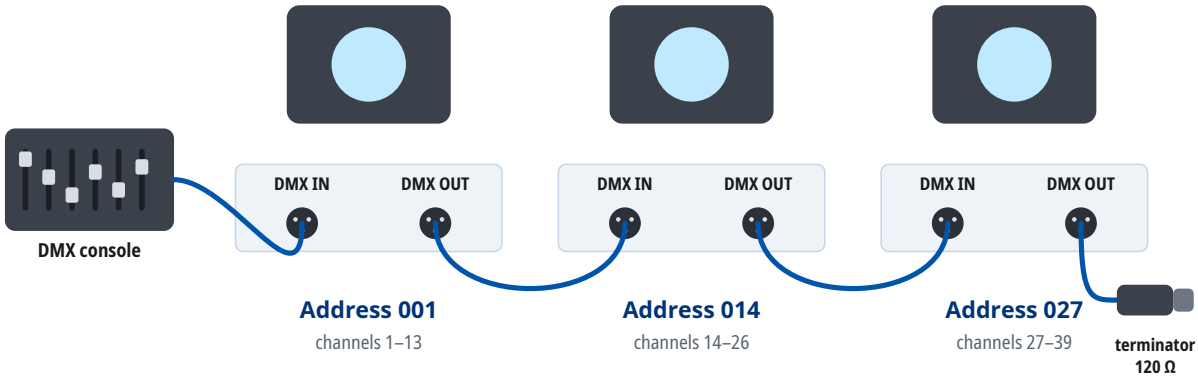

Mode 15: EFFECT MODE FIX: every unit occupies 13 channels from its address. At most 32 units on one line; for more units or longer runs use a DMX splitter. A 120 Ω terminator closes the last DMX OUT.

6 Operation

Setting the DMX address

- The device occupies as many consecutive channels in the DMX universe as the selected DMX mode uses, starting at the set start address.
- Number of channels occupied in the DMX mode “15: EFFECT MODE FIX”: 13.
- Choose start addresses so that the channels of individual devices do not overlap and the last occupied channel does not exceed 512. Devices with the same start address and mode respond identically.
- For several devices in a row in the DMX mode “15: EFFECT MODE FIX”, you can use, for example, the start addresses 1, 14, 27, 40.
- The DMX mode set on the device must match the fixture profile (personality) used in the controller.

7 Functions at a glance

Functions in each DMX mode

	1: RGB 3 channels	2: RGBW 4 channels	3: RGBAW 5 channels	4: DIM RGB 4 channels	5: DIM RGBW 5 channels	6: DIM RGBAW 6 channels	7: RGB CCT DIM IND 6 channels	8: RGBS 4 channels
Dimmer	✓	✓	✓	1	1	1	5	✓
Shutter / strobe								4
Color mixing	1–3	1–4	1–5	2–4	2–5	2–6	1–3	1–3
Color temperature							4	
Effects / macros							6	

Color wheel 1

1  Rose Pink **DMX 2**	2 Lavender Tint **DMX 3**	3 Medium Bastard Amber **DMX 4**	4 Pale Yellow **DMX 7**	5  Dark Salmon **DMX 8**	6 Pale Amber Gold **DMX 9**
7 Medium Yellow **DMX 10**	8 Straw Tint **DMX 13**	9  Deep Straw **DMX 15**	10  Surprise Peach **DMX 17**	11  Fire **DMX 19**	12  Medium Amber **DMX 20**
13  Gold Amber **DMX 21**	14  Dark Amber **DMX 22**	15  Scarlet **DMX 24**	16  Sunset Red **DMX 25**	17  Bright Red **DMX 26**	18  Medium Red **DMX 27**
19  Plasa Red **DMX 29**	20 Light Pink **DMX 35**	21  Medium Pink **DMX 36**	22  Dark Magenta **DMX 46**	23  Rose Purple **DMX 48**	24  Medium Purple **DMX 49**
25 Light Lavender **DMX 52**	26 Paler Lavender **DMX 53**	27  Lavender **DMX 58**	28 Mist Blue **DMX 61**	29 Pale Blue **DMX 63**	30  Sky Blue **DMX 68**
31  Tokyo Blue **DMX 71**	32  Evening Blue **DMX 75**	33  Just Blue **DMX 79**	34  Deeper Blue **DMX 85**	35 Lime Green **DMX 88**	36  Moss Green **DMX 89**
37  Dark Yellow Green **DMX 90**	38 Spring Yellow **DMX 100**	39 Yellow **DMX 101**	40 Light Amber **DMX 102**	41 Straw **DMX 103**	42 Deep Amber **DMX 104**
43 Orange **DMX 105**	44 Primary Red **DMX 106**	45 Light Rose **DMX 107**	46 English Rose **DMX 108**	47 Light Salmon **DMX 109**	48 Middle Rose **DMX 110**

49 Dark Pink **DMX 111**

50 Magenta **DMX 113**

51 Peacock Blue **DMX 115**

52 Medium Blue-Green **DMX 116**

53 Steel Blue **DMX 117**

54 Light Blue **DMX 118**

55 Dark Blue **DMX 119**

56 Deep Blue **DMX 120**

57 LEE Green **DMX 121**

58 Fern Green **DMX 122**

59 Dark Green **DMX 124**

60 Mauve **DMX 126**

61 Smokey Pink **DMX 127**

62 Bright Pink **DMX 128**

63 Heavy Frost **DMX 129**

64 Clear **DMX 130**

65 Marine Blue **DMX 131**

66 Medium Blue **DMX 132**

67 Golden Amber **DMX 134**

68 Deep Golden Amber **DMX 135**

69 Pale Lavender **DMX 136**

70 Special Lavender **DMX 137**

71 Pale Green **DMX 138**

72 Primary Green **DMX 139**

73 Summer Blue **DMX 140**

74 Bright Blue **DMX 141**

75 Pale Violet **DMX 142**

76 Pale Navy Blue **DMX 143**

77 No Colour Blue **DMX 144**

78 Apricot **DMX 147**

79 Bright Rose **DMX 148**

80 Gold Tint **DMX 151**

81 Pale Gold **DMX 152**

82 Pale Salmon **DMX 153**

83 Pale Rose **DMX 154**

84 Chocolate **DMX 156**

85 Pink **DMX 157**

86 Deep Orange **DMX 158**

87 No Colour Straw **DMX 159**

88 Slate Blue **DMX 161**

89 Bastard Amber **DMX 162**

90 Flame Red **DMX 164**

91 Daylight Blue **DMX 165**

92 Lilac Tint **DMX 169**

93 Deep Lavender **DMX 170**

94 Lagoon Blue **DMX 172**

95 Dark Steel Blue **DMX 174**

96 Loving Amber **DMX 176**

97 Chrome Orange **DMX 179**

98 Dark Lavender **DMX 180**

99 Congo Blue **DMX 181**

100 Light Red **DMX 182**

101 Moonlight Blue **DMX 183**

102 Cosmetic Peach **DMX 184**

103 Cosmetic Silver Rose **DMX 186**

104 Cosmetic Rouge **DMX 187**

105 Cosmetic Highlight **DMX 188**

106 Cosmetic Silver Moss **DMX 189**

107 Cosmetic Aqua Blue **DMX 191**

108 Flesh Pink **DMX 192**

109 Surprise Pink **DMX 194**

110 Zenith Blue **DMX 195**

111 True Blue **DMX 196**

112 Alice Blue **DMX 197**

113 Palace Blue **DMX 198**

114 Regal Blue **DMX 199**

115 Double CT Blue **DMX 200**

116 Full CT Blue **DMX 201**

117 1/2 CT Blue **DMX 202**

118 1/4 CT Blue **DMX 203**

119 Full CT Orange **DMX 204**

120 1/2 CT Orange **DMX 205**

121 1/4 CT Orange **DMX 206**

122 Full CT Orange + **DMX 207**

123 Full CT Orange + 1 **DMX 208**

124 03 Neutral Density **DMX 209**

125 06 Neutral Density **DMX 210**

126 09 Neutral Density **DMX 211**

127 LCT Yellow **DMX 212**

128 White Flame Green **DMX 213**

129 White Diffusion **DMX 216**

130 Blue Diffusion **DMX 217**

131 1/8 CT Blue **DMX 218**

132 LEE Fluorescent Green **DMX 219**

133 White Frost **DMX 220**

134 Blue Frost **DMX 221**

135 1/8 CT Orange **DMX 223**

136 Daylight Blue Frost **DMX 224**

137 LEE ND Frost **DMX 225**

138 LEE UV **DMX 226**

139 Brushed Silk **DMX 228**

140 1/4 Tough Spun **DMX 229**

141 Super Correction **DMX 230**

142 Super White Flame Green **DMX 232**

143 HMI (To Tungsten) **DMX 236**

144 CID (To Tungsten) **DMX 237**

145 CSI (To Tungsten) **DMX 238**

146 Polariser **DMX 239**

147 LEE Fluorescent 5700 K **DMX 241**

148 LEE Fluorescent 4300 K **DMX 242**

149 LEE Fluorescent 3600 K **DMX 243**

150 LEE Plus Green **DMX 244**

151 1/2 Plus Green **DMX 245**

152 1/4 Plus Green **DMX 246**

153 LEE Minus Green **DMX 247**

154 1/2 Minus Green **DMX 248**

155 1/4 Minus Green **DMX 249**

156 1/2 White Diffusion **DMX 250**

157 1/4 White Diffusion **DMX 251**

158 1/8 White Diffusion **DMX 252**

159 Hampshire Frost **DMX 253**

160 New Hampshire Frost **DMX 254**

161 Hollywood Frost **DMX 255**

Color wheel 2

1 2000K

2 2400K

3 2600K

4 2800K

5 3000K

6 3200K

7 3400K

8 3600K

9 3800K

10 4000K

11 4200K

12 4400K

13 4600K

14 4800K

15 5000K

16 5200K

17 5400K

18 5600K

19 5800K

20 6000K

21 6200K

22 6400K

23 6600K

24 6800K

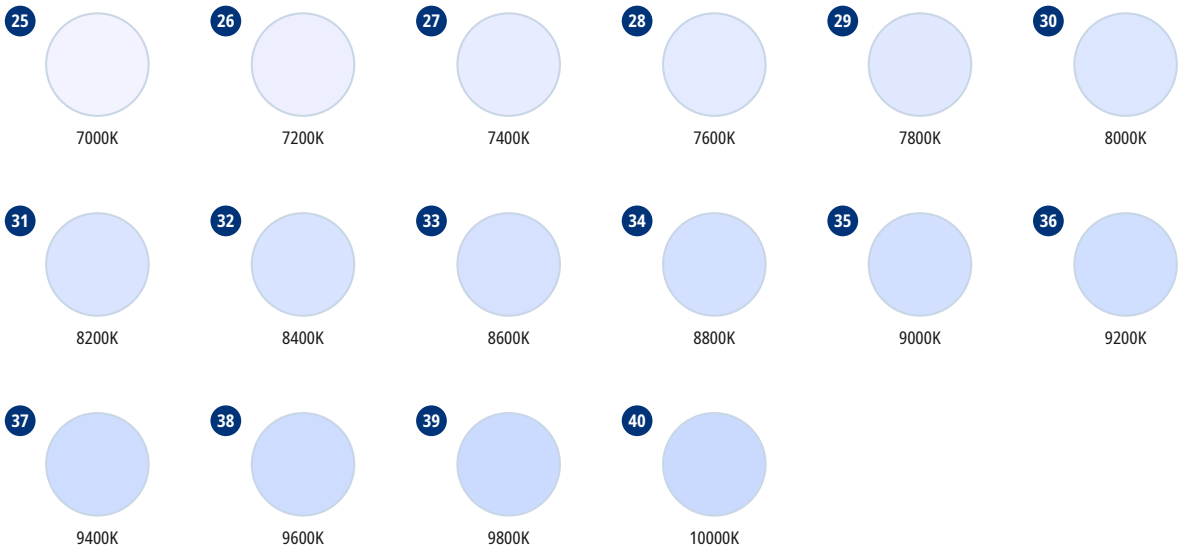

LED colors and the colors they mix

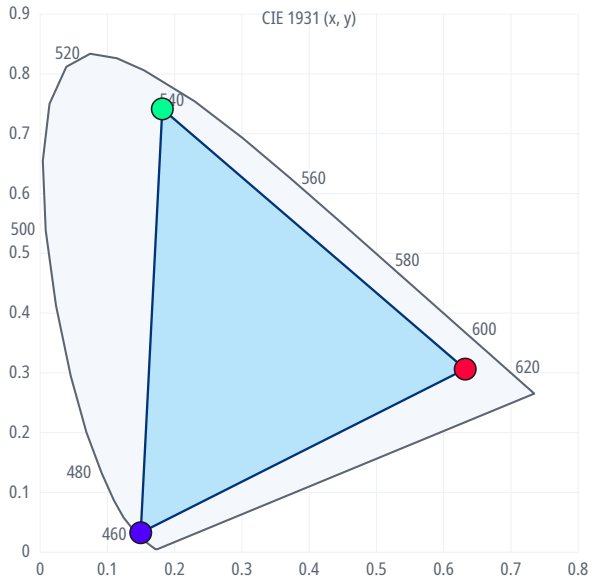

LED	x	y
Red	0.632	0.306
Green	0.182	0.742
Blue	0.149	0.033

The shaded area holds the colors the LEDs can mix; the dots are the LED colors the GDTF file states.

Strobe rate

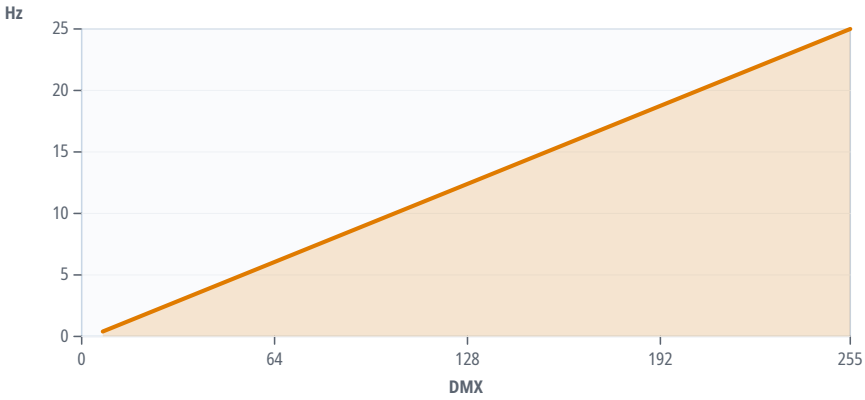

CH 2 · 15: EFFECT MODE FIX

7–255: 0.4–25 Hz
Shutter1Strobe 3

8 DMX channels

Units in one DMX universe

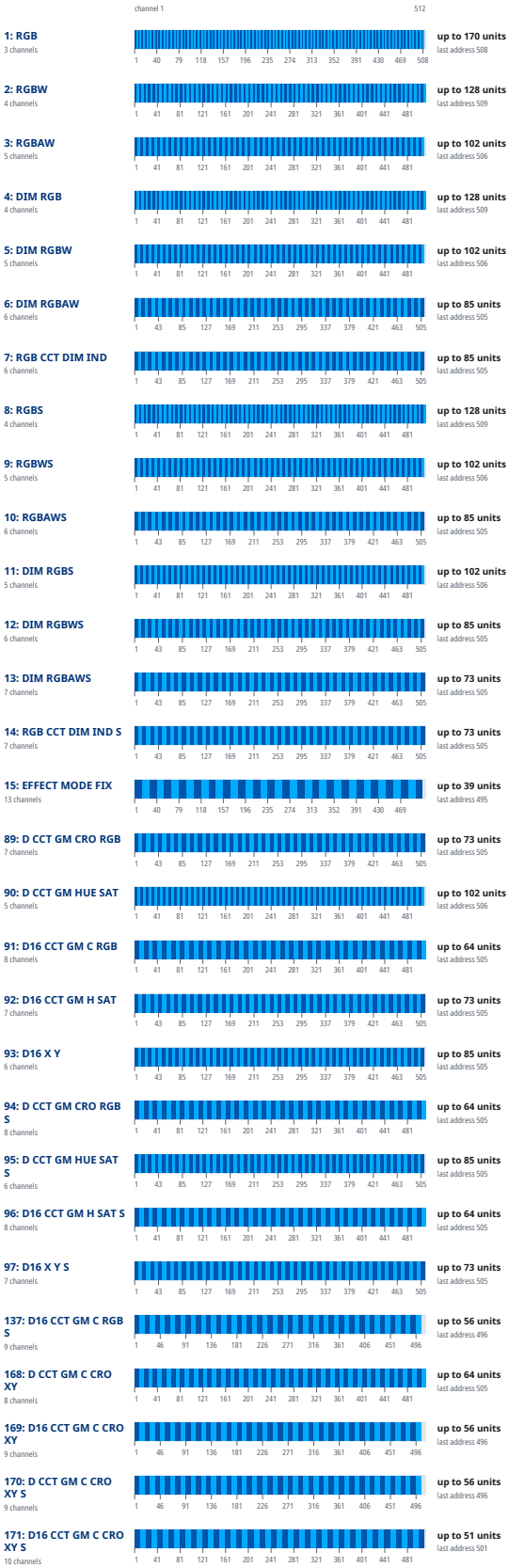

Start addresses of 20 units in the mode “15: EFFECT MODE FIX”

Unit	Start address	Unit	Start address	Unit	Start address	Unit	Start address
1	1	6	66	11	131	16	196
2	14	7	79	12	144	17	209
3	27	8	92	13	157	18	222
4	40	9	105	14	170	19	235
5	53	10	118	15	183	20	248

Mode 1: RGB

The GDTF file gives these values for a console's Highlight function: CH 1 Red 255, CH 2 Green 255, CH 3 Blue 255.

CH	Function	DMX	Description
1	Red	0	Min
		1–254	Min ... Max
		255	Max
2	Green	0	Min
		1–254	Min ... Max
		255	Max
3	Blue	0	Min
		1–254	Min ... Max
		255	Max

Mode 2: RGBW

The GDTF file gives these values for a console's Highlight function: CH 1 Red 255, CH 2 Green 255, CH 3 Blue 255, CH 4 White 0.

CH	Function	DMX	Description
1	Red		Same as CH 1 in the mode “1: RGB” (p. 13)
2	Green		Same as CH 2 in the mode “1: RGB” (p. 13)
3	Blue		Same as CH 3 in the mode “1: RGB” (p. 13)
4	White	0	Min
		1–254	Min ... Max
		255	Max

Mode 3: RGBAW

The GDTF file gives these values for a console's Highlight function: CH 1 Red 255, CH 2 Green 255, CH 3 Blue 255, CH 4 Amber 0, CH 5 White 0.

CH	Function	DMX	Description
1	Red		Same as CH 1 in the mode “1: RGB” (p. 13)
2	Green		Same as CH 2 in the mode “1: RGB” (p. 13)
3	Blue		Same as CH 3 in the mode “1: RGB” (p. 13)
4	Amber	0	Min
		1–254	Min ... Max
		255	Max
5	White		Same as CH 4 in the mode “2: RGBW” (p. 13)

Mode 4: DIM RGB

If the device receives DMX in this mode but gives no light, check these channels: CH 1 Dimmer above 0. The GDTF file gives these values for a console's Highlight function: CH 1 Dimmer 255, CH 2 Red 255, CH 3 Green 255, CH 4 Blue 255.

CH	Function	DMX	Description
1	Dimmer	0	Closed
		1–254	Closed ... Open
		255	Open
2	Red		Same as CH 1 in the mode “1: RGB” (p. 13)
3	Green		Same as CH 2 in the mode “1: RGB” (p. 13)
4	Blue		Same as CH 3 in the mode “1: RGB” (p. 13)

Mode 5: DIM RGBW

If the device receives DMX in this mode but gives no light, check these channels: CH 1 Dimmer above 0. The GDTF file gives these values for a console's Highlight function: CH 1 Dimmer 255, CH 2 Red 255, CH 3 Green 255, CH 4 Blue 255, CH 5 White 0.

CH	Function	DMX	Description
1	Dimmer		Same as CH 1 in the mode “4: DIM RGB” (p. 14)
2	Red		Same as CH 1 in the mode “1: RGB” (p. 13)
3	Green		Same as CH 2 in the mode “1: RGB” (p. 13)
4	Blue		Same as CH 3 in the mode “1: RGB” (p. 13)
5	White		Same as CH 4 in the mode “2: RGBW” (p. 13)

Mode 6: DIM RGBAW

If the device receives DMX in this mode but gives no light, check these channels: CH 1 Dimmer above 0. The GDTF file gives these values for a console's Highlight function: CH 1 Dimmer 255, CH 2 Red 255, CH 3 Green 255, CH 4 Blue 255, CH 5 Amber 0, CH 6 White 0.

CH	Function	DMX	Description
1	Dimmer		Same as CH 1 in the mode “4: DIM RGB” (p. 14)
2	Red		Same as CH 1 in the mode “1: RGB” (p. 13)
3	Green		Same as CH 2 in the mode “1: RGB” (p. 13)
4	Blue		Same as CH 3 in the mode “1: RGB” (p. 13)
5	Amber		Same as CH 4 in the mode “3: RGBAW” (p. 13)
6	White		Same as CH 4 in the mode “2: RGBW” (p. 13)

Mode 7: RGB CCT DIM IND

If the device receives DMX in this mode but gives no light, check these channels: CH 5 Dimmer above 0. The GDTF file gives these values for a console's Highlight function: CH 1 Red 255, CH 2 Green 255, CH 3 Blue 255, CH 4 Color Temperature 255, CH 5 Dimmer 255, CH 6 Color Macro 0.

CH	Function	DMX	Description
1	Red		Same as CH 1 in the mode “1: RGB” (p. 13)
2	Green		Same as CH 2 in the mode “1: RGB” (p. 13)
3	Blue		Same as CH 3 in the mode “1: RGB” (p. 13)

CH	Function	DMX	Description
4	Color Temperature	0	Min
		1–254	Min … Max
		255	Max
5	Dimmer		Same as CH 1 in the mode “4: DIM RGB” (p. 14)
6	Color Macro	0–1	No function
		2	Rose Pink
		3	Lavender Tint
		4	Medium Bastard Amber
		5–6	Medium Bastard Amber … Pale Yellow
		7	Pale Yellow
		8	Dark Salmon
		9	Pale Amber Gold
		10	Medium Yellow
		11–12	Medium Yellow … Straw Tint
		13	Straw Tint
		14	Straw Tint … Deep Straw
		15	Deep Straw
		16	Deep Straw … Surprise Peach
		17	Surprise Peach
		18	Surprise Peach … Fire
		19	Fire
		20	Medium Amber
		21	Gold Amber
		22	Dark Amber
		23	Dark Amber … Scarlet
		24	Scarlet
		25	Sunset Red
		26	Bright Red
		27	Medium Red
		28	Medium Red … Plasa Red
		29	Plasa Red
		30–34	Plasa Red … Light Pink
		35	Light Pink
		36	Medium Pink
		37–45	Medium Pink … Dark Magenta
		46	Dark Magenta
		47	Dark Magenta … Rose Purple
		48	Rose Purple
		49	Medium Purple
		50–51	Medium Purple … Light Lavender
		52	Light Lavender

CH	Function	DMX	Description
6	Color Macro (continued)	53	Paler Lavender
		54–57	Paler Lavender ... Lavender
		58	Lavender
		59–60	Lavender ... Mist Blue
		61	Mist Blue
		62	Mist Blue ... Pale Blue
		63	Pale Blue
		64–67	Pale Blue ... Sky Blue
		68	Sky Blue
		69–70	Sky Blue ... Tokyo Blue
		71	Tokyo Blue
		72–74	Tokyo Blue ... Evening Blue
		75	Evening Blue
		76–78	Evening Blue ... Just Blue
		79	Just Blue
		80–84	Just Blue ... Deeper Blue
		85	Deeper Blue
		86–87	Deeper Blue ... Lime Green
		88	Lime Green
		89	Moss Green
		90	Dark Yellow Green
		91–99	Dark Yellow Green ... Spring Yellow
		100	Spring Yellow
		101	Yellow
		102	Light Amber
		103	Straw
		104	Deep Amber
		105	Orange
		106	Primary Red
		107	Light Rose
		108	English Rose
		109	Light Salmon
		110	Middle Rose
		111	Dark Pink
		112	Dark Pink ... Magenta
		113	Magenta
		114	Magenta ... Peacock Blue
		115	Peacock Blue
		116	Medium Blue-Green
		117	Steel Blue
		118	Light Blue

CH	Function	DMX	Description
6	Color Macro (continued)	119	Dark Blue
		120	Deep Blue
		121	LEE Green
		122	Fern Green
		123	Fern Green ... Dark Green
		124	Dark Green
		125	Dark Green ... Mauve
		126	Mauve
		127	Smokey Pink
		128	Bright Pink
		129	Heavy Frost
		130	Clear
		131	Marine Blue
		132	Medium Blue
		133	Medium Blue ... Golden Amber
		134	Golden Amber
		135	Deep Golden Amber
		136	Pale Lavender
		137	Special Lavender
		138	Pale Green
		139	Primary Green
		140	Summer Blue
		141	Bright Blue
		142	Pale Violet
		143	Pale Navy Blue
		144	No Colour Blue
		145–146	No Colour Blue ... Apricot
		147	Apricot
		148	Bright Rose
		149–150	Bright Rose ... Gold Tint
		151	Gold Tint
		152	Pale Gold
		153	Pale Salmon
		154	Pale Rose
		155	Pale Rose ... Chocolate
		156	Chocolate
		157	Pink
		158	Deep Orange
		159	No Colour Straw
		160	No Colour Straw ... Slate Blue
		161	Slate Blue

CH	Function	DMX	Description
6	Color Macro (continued)	162	Bastard Amber
		163	Bastard Amber ... Flame Red
		164	Flame Red
		165	Daylight Blue
		166–168	Daylight Blue ... Lilac Tint
		169	Lilac Tint
		170	Deep Lavender
		171	Deep Lavender ... Lagoon Blue
		172	Lagoon Blue
		173	Lagoon Blue ... Dark Steel Blue
		174	Dark Steel Blue
		175	Dark Steel Blue ... Loving Amber
		176	Loving Amber
		177–178	Loving Amber ... Chrome Orange
		179	Chrome Orange
		180	Dark Lavender
		181	Congo Blue
		182	Light Red
		183	Moonlight Blue
		184	Cosmetic Peach
		185	Cosmetic Peach ... Cosmetic Silver Rose
		186	Cosmetic Silver Rose
		187	Cosmetic Rouge
		188	Cosmetic Highlight
		189	Cosmetic Silver Moss
		190	Cosmetic Silver Moss ... Cosmetic Aqua Blue
		191	Cosmetic Aqua Blue
		192	Flesh Pink
		193	Flesh Pink ... Surprise Pink
		194	Surprise Pink
		195	Zenith Blue
		196	True Blue
		197	Alice Blue
		198	Palace Blue
		199	Regal Blue
		200	Double CT Blue
		201	Full CT Blue
		202	1/2 CT Blue
		203	1/4 CT Blue
		204	Full CT Orange
		205	1/2 CT Orange
		206	1/4 CT Orange

CH	Function	DMX	Description
6	Color Macro (continued)	207	Full CT Orange +
		208	Full CT Orange + 1
		209	03 Neutral Density
		210	06 Neutral Density
		211	09 Neutral Density
		212	LCT Yellow
		213	White Flame Green
		214–215	White Flame Green … White Diffusion
		216	White Diffusion
		217	Blue Diffusion
		218	1/8 CT Blue
		219	LEE Fluorescent Green
		220	White Frost
		221	Blue Frost
		222	Blue Frost … 1/8 CT Orange
		223	1/8 CT Orange
		224	Daylight Blue Frost
		225	LEE ND Frost
		226	LEE UV
		227	LEE UV … Brushed Silk
		228	Brushed Silk
		229	1/4 Tough Spun
		230	Super Correction
		231	Super Correction … Super White Flame Green
		232	Super White Flame Green
		233–235	Super White Flame Green … HMI (To Tungsten)
		236	HMI (To Tungsten)
		237	CID (To Tungsten)
		238	CSI (To Tungsten)
		239	Polariser
		240	Polariser … LEE Fluorescent 5700 K
		241	LEE Fluorescent 5700 K
		242	LEE Fluorescent 4300 K
		243	LEE Fluorescent 3600 K
		244	LEE Plus Green
		245	1/2 Plus Green
		246	1/4 Plus Green
		247	LEE Minus Green
		248	1/2 Minus Green
		249	1/4 Minus Green
		250	1/2 White Diffusion
		251	1/4 White Diffusion

CH	Function	DMX	Description
6	Color Macro (continued)	252	1/8 White Diffusion
		253	Hampshire Frost
		254	New Hampshire Frost
		255	Hollywood Frost

Mode 8: RGBS

If the device receives DMX in this mode but gives no light, check these channels: CH 4 Shutter at 0–3 “No function”. The GDTF file gives these values for a console's Highlight function: CH 1 Red 255, CH 2 Green 255, CH 3 Blue 255.

CH	Function	DMX	Description
1	Red		Same as CH 1 in the mode “1: RGB” (p. 13)
2	Green		Same as CH 2 in the mode “1: RGB” (p. 13)
3	Blue		Same as CH 3 in the mode “1: RGB” (p. 13)
4	Shutter	0–3	No function
		4	Random strobe fast
		5	Random strobe medium
		6	Random strobe slow
		7	Min strobe
		8–254	Min strobe ... Max strobe
		255	Max strobe

Mode 9: RGBWS

If the device receives DMX in this mode but gives no light, check these channels: CH 4 Shutter at 0–3 “No function”. The GDTF file gives these values for a console's Highlight function: CH 1 Red 255, CH 2 Green 255, CH 3 Blue 255, CH 5 White 0.

CH	Function	DMX	Description
1	Red		Same as CH 1 in the mode “1: RGB” (p. 13)
2	Green		Same as CH 2 in the mode “1: RGB” (p. 13)
3	Blue		Same as CH 3 in the mode “1: RGB” (p. 13)
4	Shutter		Same as CH 4 in the mode “8: RGBS” (p. 20)
5	White		Same as CH 4 in the mode “2: RGBW” (p. 13)

Mode 10: RGBAWS

If the device receives DMX in this mode but gives no light, check these channels: CH 6 Shutter at 0–3 “No function”. The GDTF file gives these values for a console's Highlight function: CH 1 Red 255, CH 2 Green 255, CH 3 Blue 255, CH 4 Amber 0, CH 5 White 0, CH 6 Shutter 0.

CH	Function	DMX	Description
1	Red		Same as CH 1 in the mode “1: RGB” (p. 13)
2	Green		Same as CH 2 in the mode “1: RGB” (p. 13)
3	Blue		Same as CH 3 in the mode “1: RGB” (p. 13)
4	Amber		Same as CH 4 in the mode “3: RGBAW” (p. 13)
5	White		Same as CH 4 in the mode “2: RGBW” (p. 13)
6	Shutter		Same as CH 4 in the mode “8: RGBS” (p. 20)

Mode 11: DIM RGBS

If the device receives DMX in this mode but gives no light, check these channels: CH 1 Dimmer above 0; CH 5 Shutter at 0–3 “No function”. The GDTF file gives these values for a console's Highlight function: CH 1 Dimmer 100, CH 2 Red 255, CH 3 Green 255, CH 4 Blue 255, CH 5 Shutter 0.

CH	Function	DMX	Description
1	Dimmer		Same as CH 1 in the mode “4: DIM RGB” (p. 14)
2	Red		Same as CH 1 in the mode “1: RGB” (p. 13)
3	Green		Same as CH 2 in the mode “1: RGB” (p. 13)
4	Blue		Same as CH 3 in the mode “1: RGB” (p. 13)
5	Shutter		Same as CH 4 in the mode “8: RGBS” (p. 20)

Mode 12: DIM RGBWS

If the device receives DMX in this mode but gives no light, check these channels: CH 1 Dimmer above 0; CH 6 Shutter at 0–3 “No function”. The GDTF file gives these values for a console's Highlight function: CH 1 Dimmer 255, CH 2 Red 255, CH 3 Green 255, CH 4 Blue 255, CH 5 White 0, CH 6 Shutter 0.

CH	Function	DMX	Description
1	Dimmer		Same as CH 1 in the mode “4: DIM RGB” (p. 14)
2	Red		Same as CH 1 in the mode “1: RGB” (p. 13)
3	Green		Same as CH 2 in the mode “1: RGB” (p. 13)
4	Blue		Same as CH 3 in the mode “1: RGB” (p. 13)
5	White		Same as CH 4 in the mode “2: RGBW” (p. 13)
6	Shutter		Same as CH 4 in the mode “8: RGBS” (p. 20)

Mode 13: DIM RGBAWS

If the device receives DMX in this mode but gives no light, check these channels: CH 1 Dimmer above 0; CH 7 Shutter at 0–3 “No function”. The GDTF file gives these values for a console's Highlight function: CH 1 Dimmer 255, CH 2 Red 255, CH 3 Green 255, CH 4 Blue 255, CH 5 Amber 0, CH 6 White 0, CH 7 Shutter 0.

CH	Function	DMX	Description
1	Dimmer		Same as CH 1 in the mode “4: DIM RGB” (p. 14)
2	Red		Same as CH 1 in the mode “1: RGB” (p. 13)
3	Green		Same as CH 2 in the mode “1: RGB” (p. 13)
4	Blue		Same as CH 3 in the mode “1: RGB” (p. 13)
5	Amber		Same as CH 4 in the mode “3: RGBAW” (p. 13)
6	White		Same as CH 4 in the mode “2: RGBW” (p. 13)
7	Shutter		Same as CH 4 in the mode “8: RGBS” (p. 20)

Mode 14: RGB CCT DIM IND S

If the device receives DMX in this mode but gives no light, check these channels: CH 5 Dimmer above 0; CH 7 Shutter at 0–3 “No function”. The GDTF file gives these values for a console's Highlight function: CH 1 Red 255, CH 2 Green 255, CH 3 Blue 255, CH 4 Color Temperature 255, CH 5 Dimmer 255, CH 6 Color Macro 0, CH 7 Shutter 0.

CH	Function	DMX	Description
1	Red		Same as CH 1 in the mode “1: RGB” (p. 13)
2	Green		Same as CH 2 in the mode “1: RGB” (p. 13)
3	Blue		Same as CH 3 in the mode “1: RGB” (p. 13)
4	Color Temperature		Same as CH 4 in the mode “7: RGB CCT DIM IND” (p. 15)
5	Dimmer		Same as CH 1 in the mode “4: DIM RGB” (p. 14)
6	Color Macro		Same as CH 6 in the mode “7: RGB CCT DIM IND” (p. 15)
7	Shutter		Same as CH 4 in the mode “8: RGBS” (p. 20)

Mode 15: EFFECT MODE FIX

If the device receives DMX in this mode but gives no light, check these channels: CH 1 Dimmer above 1; CH 2 Shutter at 0–3 “No function”. The GDTF file gives these values for a console's Highlight function: CH 1 Dimmer 255, CH 2 Shutter 0.

CH	Function	DMX	Description
1	Dimmer	0–1	Closed
		2–254	Closed ... Open
		255	Open
2	Shutter		Same as CH 4 in the mode “8: RGBS” (p. 20)
3	Color Macro	0–7	One Color Static
		8–15	Two Color Static
		16–23	Three Color Static
		24–31	Four Color Static
		32–39	One Color Fade
		40–47	Two Color Fade
		48–55	Three Color Fade
		56–63	Four Color Fade
		64–71	Simple Running
		72–79	Double Running
		80–87	Two Col Running
		88–95	Flag Running
		96–101	Double Flag Running
		102–109	Spiral 4 Color
		110–117	Spiral 2 Color
		118–125	Rainbow
		126–133	Fire
		134–141	Rotor
		142–149	Rotor Split 2

CH	Function	DMX	Description
3	Color Macro (continued)	150–157	Rotor Split 4
		158–255	Color Macro 1 1
4	Color Macro Speed	0	Slow
		1–254	Slow ... Fast
		255	Fast
5	Macro Trasition	0	No fade
		1–254	No fade ... Smooth fade
		255	Smooth fade
6	Macro Direction	0–63	Forward with Loop
		64–127	Forward one time and stop
		128–190	Reverse one time and stop
		191–255	Reverse with Loop
7	Macro Size	0–63	1 Group
		64–127	2 Groups
		128–190	3 Groups
		191–255	4 Groups
8	Macro Offset	0–255	
9	Macro Restart	0–255	
10	Index Color 1	0–1	No function
		2	Rose Pink
		3	Lavender Tint
		4	Medium Bastard Amber
		5–6	Medium Bastard Amber ... Pale Yellow
		7	Pale Yellow
		8	Dark Salmon
		9	Pale Amber Gold
		10	Medium Yellow
		11–12	Medium Yellow ... Straw Tint
		13	Straw Tint
		14	Straw Tint ... Deep Straw
		15	Deep Straw
		16	Deep Straw ... Surprise Peach
		17	Surprise Peach
		18	Surprise Peach ... Fire
		19	Fire
		20	Medium Amber
		21	Gold Amber
		22	Dark Amber
		23	Dark Amber ... Scarlet
		24	Scarlet
		25	Sunset Red

CH	Function	DMX	Description
10	Index Color 1 (continued)	26	Bright Red
		27	Medium Red
		28	Medium Red ... Plasa Red
		29	Plasa Red
		30–34	Plasa Red ... Light Pink
		35	Light Pink
		36	Medium Pink
		37–45	Medium Pink ... Dark Magenta
		46	Dark Magenta
		47	Dark Magenta ... Rose Purple
		48	Rose Purple
		49	Medium Purple
		50–51	Medium Purple ... Light Lavender
		52	Light Lavender
		53	Paler Lavender
		54–57	Paler Lavender ... Lavender
		58	Lavender
		59–60	Lavender ... Mist Blue
		61	Mist Blue
		62	Mist Blue ... Pale Blue
		63	Pale Blue
		64–67	Pale Blue ... Sky Blue
		68	Sky Blue
		69–70	Sky Blue ... Tokyo Blue
		71	Tokyo Blue
		72–74	Tokyo Blue ... Evening Blue
		75	Evening Blue
		76–78	Evening Blue ... Just Blue
		79	Just Blue
		80–84	Just Blue ... Deeper Blue
		85	Deeper Blue
		86–87	Deeper Blue ... Lime Green
		88	Lime Green
		89	Moss Green
		90	Dark Yellow Green
		91–99	Dark Yellow Green ... Spring Yellow
		100	Spring Yellow
		101	Yellow
		102	Light Amber
		103	Straw
		104	Deep Amber

CH	Function	DMX	Description
10	Index Color 1 (continued)	105	Orange
		106	Primary Red
		107	Light Rose
		108	English Rose
		109	Light Salmon
		110	Middle Rose
		111	Dark Pink
		112	Dark Pink ... Magenta
		113	Magenta
		114	Magenta ... Peacock Blue
		115	Peacock Blue
		116	Medium Blue-Green
		117	Steel Blue
		118	Light Blue
		119	Dark Blue
		120	Deep Blue
		121	LEE Green
		122	Fern Green
		123	Fern Green ... Dark Green
		124	Dark Green
		125	Dark Green ... Mauve
		126	Mauve
		127	Smokey Pink
		128	Bright Pink
		129	Heavy Frost
		130	Clear
		131	Marine Blue
		132	Medium Blue
		133	Medium Blue ... Golden Amber
		134	Golden Amber
		135	Deep Golden Amber
		136	Pale Lavender
		137	Special Lavender
		138	Pale Green
		139	Primary Green
		140	Summer Blue
		141	Bright Blue
		142	Pale Violet
		143	Pale Navy Blue
		144	No Colour Blue
		145–146	No Colour Blue ... Apricot

CH	Function	DMX	Description
10	Index Color 1 (continued)	147	Apricot
		148	Bright Rose
		149–150	Bright Rose ... Gold Tint
		151	Gold Tint
		152	Pale Gold
		153	Pale Salmon
		154	Pale Rose
		155	Pale Rose ... Chocolate
		156	Chocolate
		157	Pink
		158	Deep Orange
		159	No Colour Straw
		160	No Colour Straw ... Slate Blue
		161	Slate Blue
		162	Bastard Amber
		163	Bastard Amber ... Flame Red
		164	Flame Red
		165	Daylight Blue
		166–168	Daylight Blue ... Lilac Tint
		169	Lilac Tint
		170	Deep Lavender
		171	Deep Lavender ... Lagoon Blue
		172	Lagoon Blue
		173	Lagoon Blue ... Dark Steel Blue
		174	Dark Steel Blue
		175	Dark Steel Blue ... Loving Amber
		176	Loving Amber
		177–178	Loving Amber ... Chrome Orange
		179	Chrome Orange
		180	Dark Lavender
		181	Congo Blue
		182	Light Red
		183	Moonlight Blue
		184	Cosmetic Peach
		185	Cosmetic Peach ... Cosmetic Silver Rose
		186	Cosmetic Silver Rose
		187	Cosmetic Rouge
		188	Cosmetic Highlight
		189	Cosmetic Silver Moss
		190	Cosmetic Silver Moss ... Cosmetic Aqua Blue
		191	Cosmetic Aqua Blue
		192	Flesh Pink

CH	Function	DMX	Description
10	Index Color 1 (continued)	193	Flesh Pink ... Surprise Pink
		194	Surprise Pink
		195	Zenith Blue
		196	True Blue
		197	Alice Blue
		198	Palace Blue
		199	Regal Blue
		200	Double CT Blue
		201	Full CT Blue
		202	1/2 CT Blue
		203	1/4 CT Blue
		204	Full CT Orange
		205	1/2 CT Orange
		206	1/4 CT Orange
		207	Full CT Orange +
		208	Full CT Orange + 1
		209	03 Neutral Density
		210	06 Neutral Density
		211	09 Neutral Density
		212	LCT Yellow
		213	White Flame Green
		214–215	White Flame Green ... White Diffusion
		216	White Diffusion
		217	Blue Diffusion
		218	1/8 CT Blue
		219	LEE Fluorescent Green
		220	White Frost
		221	Blue Frost
		222	Blue Frost ... 1/8 CT Orange
		223	1/8 CT Orange
		224	Daylight Blue Frost
		225	LEE ND Frost
		226	LEE UV
		227	LEE UV ... Brushed Silk
		228	Brushed Silk
		229	1/4 Tough Spun
		230	Super Correction
		231	Super Correction ... Super White Flame Green
		232	Super White Flame Green
		233–235	Super White Flame Green ... HMI (To Tungsten)
		236	HMI (To Tungsten)
		237	CID (To Tungsten)

CH	Function	DMX	Description
10	Index Color 1 (continued)	238	CSI (To Tungsten)
		239	Polariser
		240	Polariser … LEE Fluorescent 5700 K
		241	LEE Fluorescent 5700 K
		242	LEE Fluorescent 4300 K
		243	LEE Fluorescent 3600 K
		244	LEE Plus Green
		245	1/2 Plus Green
		246	1/4 Plus Green
		247	LEE Minus Green
		248	1/2 Minus Green
		249	1/4 Minus Green
		250	1/2 White Diffusion
		251	1/4 White Diffusion
		252	1/8 White Diffusion
		253	Hampshire Frost
		254	New Hampshire Frost
		255	Hollywood Frost
11	Index Color 2	0–1	No function
		2	Rose Pink
		3	Lavender Tint
		4	Medium Bastard Amber
		5–6	Medium Bastard Amber … Pale Yellow
		7	Pale Yellow
		8	Dark Salmon
		9	Pale Amber Gold
		10	Medium Yellow
		11–12	Medium Yellow … Straw Tint
		13	Straw Tint
		14	Straw Tint … Deep Straw
		15	Deep Straw
		16	Deep Straw … Surprise Peach
		17	Surprise Peach
		18	Surprise Peach … Fire
		19	Fire
		20	Medium Amber
		21	Gold Amber
		22	Dark Amber
		23	Dark Amber … Scarlet
		24	Scarlet
		25	Sunset Red
		26	Bright Red

CH	Function	DMX	Description
11	Index Color 2 (continued)	27	Medium Red
		28	Medium Red ... Plasa Red
		29	Plasa Red
		30–34	Plasa Red ... Light Pink
		35	Light Pink
		36	Medium Pink
		37–45	Medium Pink ... Dark Magenta
		46	Dark Magenta
		47	Dark Magenta ... Rose Purple
		48	Rose Purple
		49	Medium Purple
		50–51	Medium Purple ... Light Lavender
		52	Light Lavender
		53	Paler Lavender
		54–57	Paler Lavender ... Lavender
		58	Lavender
		59–60	Lavender ... Mist Blue
		61	Mist Blue
		62	Mist Blue ... Pale Blue
		63	Pale Blue
		64–67	Pale Blue ... Sky Blue
		68	Sky Blue
		69–70	Sky Blue ... Tokyo Blue
		71	Tokyo Blue
		72–74	Tokyo Blue ... Evening Blue
		75	Evening Blue
		76–78	Evening Blue ... Just Blue
		79	Just Blue
		80–84	Just Blue ... Deeper Blue
		85	Deeper Blue
		86–87	Deeper Blue ... Lime Green
		88	Lime Green
		89	Moss Green
		90	Dark Yellow Green
		91–99	Dark Yellow Green ... Spring Yellow
		100	Spring Yellow
		101	Yellow
		102	Light Amber
		103	Straw
		104	Deep Amber
		105	Orange
		106	Primary Red

CH	Function	DMX	Description
11	Index Color 2 (continued)	107	Light Rose
		108	English Rose
		109	Light Salmon
		110	Middle Rose
		111	Dark Pink
		112	Dark Pink ... Magenta
		113	Magenta
		114	Magenta ... Peacock Blue
		115	Peacock Blue
		116	Medium Blue-Green
		117	Steel Blue
		118	Light Blue
		119	Dark Blue
		120	Deep Blue
		121	LEE Green
		122	Fern Green
		123	Fern Green ... Dark Green
		124	Dark Green
		125	Dark Green ... Mauve
		126	Mauve
		127	Smokey Pink
		128	Bright Pink
		129	Heavy Frost
		130	Clear
		131	Marine Blue
		132	Medium Blue
		133	Medium Blue ... Golden Amber
		134	Golden Amber
		135	Deep Golden Amber
		136	Pale Lavender
		137	Special Lavender
		138	Pale Green
		139	Primary Green
		140	Summer Blue
		141	Bright Blue
		142	Pale Violet
		143	Pale Navy Blue
		144	No Colour Blue
		145–146	No Colour Blue ... Apricot
		147	Apricot
		148	Bright Rose
		149–150	Bright Rose ... Gold Tint

CH	Function	DMX	Description
11	Index Color 2 (continued)	151	Gold Tint
		152	Pale Gold
		153	Pale Salmon
		154	Pale Rose
		155	Pale Rose ... Chocolate
		156	Chocolate
		157	Pink
		158	Deep Orange
		159	No Colour Straw
		160	No Colour Straw ... Slate Blue
		161	Slate Blue
		162	Bastard Amber
		163	Bastard Amber ... Flame Red
		164	Flame Red
		165	Daylight Blue
		166–168	Daylight Blue ... Lilac Tint
		169	Lilac Tint
		170	Deep Lavender
		171	Deep Lavender ... Lagoon Blue
		172	Lagoon Blue
		173	Lagoon Blue ... Dark Steel Blue
		174	Dark Steel Blue
		175	Dark Steel Blue ... Loving Amber
		176	Loving Amber
		177–178	Loving Amber ... Chrome Orange
		179	Chrome Orange
		180	Dark Lavender
		181	Congo Blue
		182	Light Red
		183	Moonlight Blue
		184	Cosmetic Peach
		185	Cosmetic Peach ... Cosmetic Silver Rose
		186	Cosmetic Silver Rose
		187	Cosmetic Rouge
		188	Cosmetic Highlight
		189	Cosmetic Silver Moss
		190	Cosmetic Silver Moss ... Cosmetic Aqua Blue
		191	Cosmetic Aqua Blue
		192	Flesh Pink
		193	Flesh Pink ... Surprise Pink
		194	Surprise Pink
		195	Zenith Blue

CH	Function	DMX	Description
11	Index Color 2 (continued)	196	True Blue
		197	Alice Blue
		198	Palace Blue
		199	Regal Blue
		200	Double CT Blue
		201	Full CT Blue
		202	1/2 CT Blue
		203	1/4 CT Blue
		204	Full CT Orange
		205	1/2 CT Orange
		206	1/4 CT Orange
		207	Full CT Orange +
		208	Full CT Orange + 1
		209	03 Neutral Density
		210	06 Neutral Density
		211	09 Neutral Density
		212	LCT Yellow
		213	White Flame Green
		214–215	White Flame Green ... White Diffusion
		216	White Diffusion
		217	Blue Diffusion
		218	1/8 CT Blue
		219	LEE Fluorescent Green
		220	White Frost
		221	Blue Frost
		222	Blue Frost ... 1/8 CT Orange
		223	1/8 CT Orange
		224	Daylight Blue Frost
		225	LEE ND Frost
		226	LEE UV
		227	LEE UV ... Brushed Silk
		228	Brushed Silk
		229	1/4 Tough Spun
		230	Super Correction
		231	Super Correction ... Super White Flame Green
		232	Super White Flame Green
		233–235	Super White Flame Green ... HMI (To Tungsten)
		236	HMI (To Tungsten)
		237	CID (To Tungsten)
		238	CSI (To Tungsten)
		239	Polariser
		240	Polariser ... LEE Fluorescent 5700 K

CH	Function	DMX	Description
11	Index Color 2 (continued)	241	LEE Fluorescent 5700 K
		242	LEE Fluorescent 4300 K
		243	LEE Fluorescent 3600 K
		244	LEE Plus Green
		245	1/2 Plus Green
		246	1/4 Plus Green
		247	LEE Minus Green
		248	1/2 Minus Green
		249	1/4 Minus Green
		250	1/2 White Diffusion
		251	1/4 White Diffusion
		252	1/8 White Diffusion
		253	Hampshire Frost
		254	New Hampshire Frost
		255	Hollywood Frost
12	Index Color 3	0–1	No function
		2	Rose Pink
		3	Lavender Tint
		4	Medium Bastard Amber
		5–6	Medium Bastard Amber … Pale Yellow
		7	Pale Yellow
		8	Dark Salmon
		9	Pale Amber Gold
		10	Medium Yellow
		11–12	Medium Yellow … Straw Tint
		13	Straw Tint
		14	Straw Tint … Deep Straw
		15	Deep Straw
		16	Deep Straw … Surprise Peach
		17	Surprise Peach
		18	Surprise Peach … Fire
		19	Fire
		20	Medium Amber
		21	Gold Amber
		22	Dark Amber
		23	Dark Amber … Scarlet
		24	Scarlet
		25	Sunset Red
		26	Bright Red
		27	Medium Red
		28	Medium Red … Plasa Red
		29	Plasa Red

CH	Function	DMX	Description
12	Index Color 3 (continued)	30–34	Plasa Red ... Light Pink
		35	Light Pink
		36	Medium Pink
		37–45	Medium Pink ... Dark Magenta
		46	Dark Magenta
		47	Dark Magenta ... Rose Purple
		48	Rose Purple
		49	Medium Purple
		50–51	Medium Purple ... Light Lavender
		52	Light Lavender
		53	Paler Lavender
		54–57	Paler Lavender ... Lavender
		58	Lavender
		59–60	Lavender ... Mist Blue
		61	Mist Blue
		62	Mist Blue ... Pale Blue
		63	Pale Blue
		64–67	Pale Blue ... Sky Blue
		68	Sky Blue
		69–70	Sky Blue ... Tokyo Blue
		71	Tokyo Blue
		72–74	Tokyo Blue ... Evening Blue
		75	Evening Blue
		76–78	Evening Blue ... Just Blue
		79	Just Blue
		80–84	Just Blue ... Deeper Blue
		85	Deeper Blue
		86–87	Deeper Blue ... Lime Green
		88	Lime Green
		89	Moss Green
		90	Dark Yellow Green
		91–99	Dark Yellow Green ... Spring Yellow
		100	Spring Yellow
		101	Yellow
		102	Light Amber
		103	Straw
		104	Deep Amber
		105	Orange
		106	Primary Red
		107	Light Rose
		108	English Rose
		109	Light Salmon

CH	Function	DMX	Description
12	Index Color 3 (continued)	110	Middle Rose
		111	Dark Pink
		112	Dark Pink ... Magenta
		113	Magenta
		114	Magenta ... Peacock Blue
		115	Peacock Blue
		116	Medium Blue-Green
		117	Steel Blue
		118	Light Blue
		119	Dark Blue
		120	Deep Blue
		121	LEE Green
		122	Fern Green
		123	Fern Green ... Dark Green
		124	Dark Green
		125	Dark Green ... Mauve
		126	Mauve
		127	Smokey Pink
		128	Bright Pink
		129	Heavy Frost
		130	Clear
		131	Marine Blue
		132	Medium Blue
		133	Medium Blue ... Golden Amber
		134	Golden Amber
		135	Deep Golden Amber
		136	Pale Lavender
		137	Special Lavender
		138	Pale Green
		139	Primary Green
		140	Summer Blue
		141	Bright Blue
		142	Pale Violet
		143	Pale Navy Blue
		144	No Colour Blue
		145–146	No Colour Blue ... Apricot
		147	Apricot
		148	Bright Rose
		149–150	Bright Rose ... Gold Tint
		151	Gold Tint
		152	Pale Gold
		153	Pale Salmon

CH	Function	DMX	Description
12	Index Color 3 (continued)	154	Pale Rose
		155	Pale Rose ... Chocolate
		156	Chocolate
		157	Pink
		158	Deep Orange
		159	No Colour Straw
		160	No Colour Straw ... Slate Blue
		161	Slate Blue
		162	Bastard Amber
		163	Bastard Amber ... Flame Red
		164	Flame Red
		165	Daylight Blue
		166–168	Daylight Blue ... Lilac Tint
		169	Lilac Tint
		170	Deep Lavender
		171	Deep Lavender ... Lagoon Blue
		172	Lagoon Blue
		173	Lagoon Blue ... Dark Steel Blue
		174	Dark Steel Blue
		175	Dark Steel Blue ... Loving Amber
		176	Loving Amber
		177–178	Loving Amber ... Chrome Orange
		179	Chrome Orange
		180	Dark Lavender
		181	Congo Blue
		182	Light Red
		183	Moonlight Blue
		184	Cosmetic Peach
		185	Cosmetic Peach ... Cosmetic Silver Rose
		186	Cosmetic Silver Rose
		187	Cosmetic Rouge
		188	Cosmetic Highlight
		189	Cosmetic Silver Moss
		190	Cosmetic Silver Moss ... Cosmetic Aqua Blue
		191	Cosmetic Aqua Blue
		192	Flesh Pink
		193	Flesh Pink ... Surprise Pink
		194	Surprise Pink
		195	Zenith Blue
		196	True Blue
		197	Alice Blue
		198	Palace Blue

CH	Function	DMX	Description
12	Index Color 3 (continued)	199	Regal Blue
		200	Double CT Blue
		201	Full CT Blue
		202	1/2 CT Blue
		203	1/4 CT Blue
		204	Full CT Orange
		205	1/2 CT Orange
		206	1/4 CT Orange
		207	Full CT Orange +
		208	Full CT Orange + 1
		209	03 Neutral Density
		210	06 Neutral Density
		211	09 Neutral Density
		212	LCT Yellow
		213	White Flame Green
		214–215	White Flame Green … White Diffusion
		216	White Diffusion
		217	Blue Diffusion
		218	1/8 CT Blue
		219	LEE Fluorescent Green
		220	White Frost
		221	Blue Frost
		222	Blue Frost … 1/8 CT Orange
		223	1/8 CT Orange
		224	Daylight Blue Frost
		225	LEE ND Frost
		226	LEE UV
		227	LEE UV … Brushed Silk
		228	Brushed Silk
		229	1/4 Tough Spun
		230	Super Correction
		231	Super Correction … Super White Flame Green
		232	Super White Flame Green
		233–235	Super White Flame Green … HMI (To Tungsten)
		236	HMI (To Tungsten)
		237	CID (To Tungsten)
		238	CSI (To Tungsten)
		239	Polariser
		240	Polariser … LEE Fluorescent 5700 K
		241	LEE Fluorescent 5700 K
		242	LEE Fluorescent 4300 K
		243	LEE Fluorescent 3600 K

CH	Function	DMX	Description
12	Index Color 3 (continued)	244	LEE Plus Green
		245	1/2 Plus Green
		246	1/4 Plus Green
		247	LEE Minus Green
		248	1/2 Minus Green
		249	1/4 Minus Green
		250	1/2 White Diffusion
		251	1/4 White Diffusion
		252	1/8 White Diffusion
		253	Hampshire Frost
		254	New Hampshire Frost
		255	Hollywood Frost
13	Index Color 4	0–1	No function
		2	Rose Pink
		3	Lavender Tint
		4	Medium Bastard Amber
		5–6	Medium Bastard Amber ... Pale Yellow
		7	Pale Yellow
		8	Dark Salmon
		9	Pale Amber Gold
		10	Medium Yellow
		11–12	Medium Yellow ... Straw Tint
		13	Straw Tint
		14	Straw Tint ... Deep Straw
		15	Deep Straw
		16	Deep Straw ... Surprise Peach
		17	Surprise Peach
		18	Surprise Peach ... Fire
		19	Fire
		20	Medium Amber
		21	Gold Amber
		22	Dark Amber
		23	Dark Amber ... Scarlet
		24	Scarlet
		25	Sunset Red
		26	Bright Red
		27	Medium Red
		28	Medium Red ... Plasa Red
		29	Plasa Red
		30–34	Plasa Red ... Light Pink
		35	Light Pink
		36	Medium Pink

CH	Function	DMX	Description
13	Index Color 4 (continued)	37–45	Medium Pink ... Dark Magenta
		46	Dark Magenta
		47	Dark Magenta ... Rose Purple
		48	Rose Purple
		49	Medium Purple
		50–51	Medium Purple ... Light Lavender
		52	Light Lavender
		53	Paler Lavender
		54–57	Paler Lavender ... Lavender
		58	Lavender
		59–60	Lavender ... Mist Blue
		61	Mist Blue
		62	Mist Blue ... Pale Blue
		63	Pale Blue
		64–67	Pale Blue ... Sky Blue
		68	Sky Blue
		69–70	Sky Blue ... Tokyo Blue
		71	Tokyo Blue
		72–74	Tokyo Blue ... Evening Blue
		75	Evening Blue
		76–78	Evening Blue ... Just Blue
		79	Just Blue
		80–84	Just Blue ... Deeper Blue
		85	Deeper Blue
		86–87	Deeper Blue ... Lime Green
		88	Lime Green
		89	Moss Green
		90	Dark Yellow Green
		91–99	Dark Yellow Green ... Spring Yellow
		100	Spring Yellow
		101	Yellow
		102	Light Amber
		103	Straw
		104	Deep Amber
		105	Orange
		106	Primary Red
		107	Light Rose
		108	English Rose
		109	Light Salmon
		110	Middle Rose
		111	Dark Pink
		112	Dark Pink ... Magenta

CH	Function	DMX	Description
13	Index Color 4 (continued)	113	Magenta
		114	Magenta ... Peacock Blue
		115	Peacock Blue
		116	Medium Blue-Green
		117	Steel Blue
		118	Light Blue
		119	Dark Blue
		120	Deep Blue
		121	LEE Green
		122	Fern Green
		123	Fern Green ... Dark Green
		124	Dark Green
		125	Dark Green ... Mauve
		126	Mauve
		127	Smokey Pink
		128	Bright Pink
		129	Heavy Frost
		130	Clear
		131	Marine Blue
		132	Medium Blue
		133	Medium Blue ... Golden Amber
		134	Golden Amber
		135	Deep Golden Amber
		136	Pale Lavender
		137	Special Lavender
		138	Pale Green
		139	Primary Green
		140	Summer Blue
		141	Bright Blue
		142	Pale Violet
		143	Pale Navy Blue
		144	No Colour Blue
		145–146	No Colour Blue ... Apricot
		147	Apricot
		148	Bright Rose
		149–150	Bright Rose ... Gold Tint
		151	Gold Tint
		152	Pale Gold
		153	Pale Salmon
		154	Pale Rose
		155	Pale Rose ... Chocolate
		156	Chocolate

CH	Function	DMX	Description
13	Index Color 4 (continued)	157	Pink
		158	Deep Orange
		159	No Colour Straw
		160	No Colour Straw ... Slate Blue
		161	Slate Blue
		162	Bastard Amber
		163	Bastard Amber ... Flame Red
		164	Flame Red
		165	Daylight Blue
		166–168	Daylight Blue ... Lilac Tint
		169	Lilac Tint
		170	Deep Lavender
		171	Deep Lavender ... Lagoon Blue
		172	Lagoon Blue
		173	Lagoon Blue ... Dark Steel Blue
		174	Dark Steel Blue
		175	Dark Steel Blue ... Loving Amber
		176	Loving Amber
		177–178	Loving Amber ... Chrome Orange
		179	Chrome Orange
		180	Dark Lavender
		181	Congo Blue
		182	Light Red
		183	Moonlight Blue
		184	Cosmetic Peach
		185	Cosmetic Peach ... Cosmetic Silver Rose
		186	Cosmetic Silver Rose
		187	Cosmetic Rouge
		188	Cosmetic Highlight
		189	Cosmetic Silver Moss
		190	Cosmetic Silver Moss ... Cosmetic Aqua Blue
		191	Cosmetic Aqua Blue
		192	Flesh Pink
		193	Flesh Pink ... Surprise Pink
		194	Surprise Pink
		195	Zenith Blue
		196	True Blue
		197	Alice Blue
		198	Palace Blue
		199	Regal Blue
		200	Double CT Blue
		201	Full CT Blue

CH	Function	DMX	Description
13	Index Color 4 (continued)	202	1/2 CT Blue
		203	1/4 CT Blue
		204	Full CT Orange
		205	1/2 CT Orange
		206	1/4 CT Orange
		207	Full CT Orange +
		208	Full CT Orange + 1
		209	03 Neutral Density
		210	06 Neutral Density
		211	09 Neutral Density
		212	LCT Yellow
		213	White Flame Green
		214–215	White Flame Green ... White Diffusion
		216	White Diffusion
		217	Blue Diffusion
		218	1/8 CT Blue
		219	LEE Fluorescent Green
		220	White Frost
		221	Blue Frost
		222	Blue Frost ... 1/8 CT Orange
		223	1/8 CT Orange
		224	Daylight Blue Frost
		225	LEE ND Frost
		226	LEE UV
		227	LEE UV ... Brushed Silk
		228	Brushed Silk
		229	1/4 Tough Spun
		230	Super Correction
		231	Super Correction ... Super White Flame Green
		232	Super White Flame Green
		233–235	Super White Flame Green ... HMI (To Tungsten)
		236	HMI (To Tungsten)
		237	CID (To Tungsten)
		238	CSI (To Tungsten)
		239	Polariser
		240	Polariser ... LEE Fluorescent 5700 K
		241	LEE Fluorescent 5700 K
		242	LEE Fluorescent 4300 K
		243	LEE Fluorescent 3600 K
		244	LEE Plus Green
		245	1/2 Plus Green
		246	1/4 Plus Green

CH	Function	DMX	Description
13	Index Color 4 (continued)	247	LEE Minus Green
		248	1/2 Minus Green
		249	1/4 Minus Green
		250	1/2 White Diffusion
		251	1/4 White Diffusion
		252	1/8 White Diffusion
		253	Hampshire Frost
		254	New Hampshire Frost
		255	Hollywood Frost

Mode 89: D CCT GM CRO RGB

If the device receives DMX in this mode but gives no light, check these channels: CH 1 Dimmer above 1. The GDTF file gives these values for a console's Highlight function: CH 1 Dimmer 255, CH 2 Color Temperature 255, CH 5 Red 255, CH 6 Green 255, CH 7 Blue 255.

CH	Function	DMX	Description
1	Dimmer		Same as CH 1 in the mode “15: EFFECT MODE FIX” (p. 22)
2	Color Temperature		Same as CH 4 in the mode “7: RGB CCT DIM IND” (p. 15)
3	Tint	0–4	No function
		5	-2 G
		6–62	-2 G ... - 1 G
		63	- 1 G
		64–126	- 1 G ... 0 G
		127	0 G
		128–190	0 G ... + 1 G
		191	+ 1 G
		192–254	+ 1 G ... +2 G
		255	+2 G
4	Crossfade	0	Min
		1–254	Min ... Max
		255	Max
5	Red		Same as CH 1 in the mode “1: RGB” (p. 13)
6	Green		Same as CH 2 in the mode “1: RGB” (p. 13)
7	Blue		Same as CH 3 in the mode “1: RGB” (p. 13)

Mode 90: D CCT GM HUE SAT

If the device receives DMX in this mode but gives no light, check these channels: CH 1 Dimmer above 1. The GDTF file gives these values for a console's Highlight function: CH 1 Dimmer 255, CH 2 Color Temperature 255.

CH	Function	DMX	Description
1	Dimmer		Same as CH 1 in the mode “15: EFFECT MODE FIX” (p. 22)
2	Color Temperature		Same as CH 4 in the mode “7: RGB CCT DIM IND” (p. 15)
3	Tint		Same as CH 3 in the mode “89: D CCT GM CRO RGB” (p. 43)
4	Hue	0	Min

CH	Function	DMX	Description
4	Hue (continued)	1–254	Min ... Max
		255	Max
5	Saturation	0	Min
		1–254	Min ... Max
		255	Max

Mode 91: D16 CCT GM C RGB

16-bit parameters use two channels, coarse and fine: value = 256 × coarse value + fine value.

If the device receives DMX in this mode but gives no light, check these channels: CH 1 Dimmer above 1. The GDTF file gives these values for a console's Highlight function: CH 1 Dimmer 255, CH 3 Color Temperature 255, CH 6 Red 255, CH 7 Green 255, CH 8 Blue 255.

CH	Function	DMX	Description
1	Dimmer	0–1	Closed
		1–255	Closed ... Open
		255	Open
2	Dimmer Fine	0–255	Fine adjustment of CH 1
3	Color Temperature		Same as CH 4 in the mode “7: RGB CCT DIM IND” (p. 15)
4	Tint		Same as CH 3 in the mode “89: D CCT GM CRO RGB” (p. 43)
5	Crossfade		Same as CH 4 in the mode “89: D CCT GM CRO RGB” (p. 43)
6	Red		Same as CH 1 in the mode “1: RGB” (p. 13)
7	Green		Same as CH 2 in the mode “1: RGB” (p. 13)
8	Blue		Same as CH 3 in the mode “1: RGB” (p. 13)

Mode 92: D16 CCT GM H SAT

16-bit parameters use two channels, coarse and fine: value = 256 × coarse value + fine value.

If the device receives DMX in this mode but gives no light, check these channels: CH 1 Dimmer above 1. The GDTF file gives these values for a console's Highlight function: CH 1 Dimmer 255, CH 3 Color Temperature 255.

CH	Function	DMX	Description
1	Dimmer		Same as CH 1 in the mode “91: D16 CCT GM C RGB” (p. 44)
2	Dimmer Fine	0–255	Fine adjustment of CH 1
3	Color Temperature		Same as CH 4 in the mode “7: RGB CCT DIM IND” (p. 15)
4	Tint		Same as CH 3 in the mode “89: D CCT GM CRO RGB” (p. 43)
5	Hue	0–255	Min … Max
		255	Max
6	Hue Fine	0–255	Fine adjustment of CH 5
7	Saturation		Same as CH 5 in the mode “90: D CCT GM HUE SAT” (p. 44)

Mode 93: D16 X Y

16-bit parameters use two channels, coarse and fine: value = 256 × coarse value + fine value.

If the device receives DMX in this mode but gives no light, check these channels: CH 1 Dimmer above 1. The GDTF file gives these values for a console's Highlight function: CH 1 Dimmer 255.

CH	Function	DMX	Description
1	Dimmer		Same as CH 1 in the mode “91: D16 CCT GM C RGB” (p. 44)
2	Dimmer Fine	0–255	Fine adjustment of CH 1
3	CIE X	0–255	Min … Max
		255	Max
4	CIE X Fine	0–255	Fine adjustment of CH 3
5	CIE Y	0–255	Min … Max
		255	Max
6	CIE Y Fine	0–255	Fine adjustment of CH 5

Mode 94: D CCT GM CRO RGB S

If the device receives DMX in this mode but gives no light, check these channels: CH 1 Dimmer above 1; CH 8 Shutter at 0–3 “No function”. The GDTF file gives these values for a console's Highlight function: CH 1 Dimmer 255, CH 2 Color Temperature 255, CH 5 Red 255, CH 6 Green 255, CH 7 Blue 255, CH 8 Shutter 0.

CH	Function	DMX	Description
1	Dimmer		Same as CH 1 in the mode “15: EFFECT MODE FIX” (p. 22)
2	Color Temperature		Same as CH 4 in the mode “7: RGB CCT DIM IND” (p. 15)
3	Tint		Same as CH 3 in the mode “89: D CCT GM CRO RGB” (p. 43)
4	Crossfade		Same as CH 4 in the mode “89: D CCT GM CRO RGB” (p. 43)
5	Red		Same as CH 1 in the mode “1: RGB” (p. 13)
6	Green		Same as CH 2 in the mode “1: RGB” (p. 13)
7	Blue		Same as CH 3 in the mode “1: RGB” (p. 13)
8	Shutter		Same as CH 4 in the mode “8: RGBS” (p. 20)

Mode 95: D CCT GM HUE SAT S

If the device receives DMX in this mode but gives no light, check these channels: CH 1 Dimmer above 1; CH 6 Shutter at 0–3 “No function”. The GDTF file gives these values for a console's Highlight function: CH 1 Dimmer 255, CH 2 Color Temperature 255, CH 6 Shutter 0.

CH	Function	DMX	Description
1	Dimmer		Same as CH 1 in the mode “15: EFFECT MODE FIX” (p. 22)
2	Color Temperature		Same as CH 4 in the mode “7: RGB CCT DIM IND” (p. 15)
3	Tint		Same as CH 3 in the mode “89: D CCT GM CRO RGB” (p. 43)
4	Hue		Same as CH 4 in the mode “90: D CCT GM HUE SAT” (p. 43)
5	Saturation		Same as CH 5 in the mode “90: D CCT GM HUE SAT” (p. 44)
6	Shutter		Same as CH 4 in the mode “8: RGBS” (p. 20)

Mode 96: D16 CCT GM H SAT S

16-bit parameters use two channels, coarse and fine: value = 256 × coarse value + fine value.

If the device receives DMX in this mode but gives no light, check these channels: CH 1 Dimmer above 1; CH 8 Shutter at 0–3 “No function”. The GDTF file gives these values for a console's Highlight function: CH 1 Dimmer 255, CH 3 Color Temperature 255, CH 8 Shutter 0.

CH	Function	DMX	Description
1	Dimmer		Same as CH 1 in the mode “91: D16 CCT GM C RGB” (p. 44)
2	Dimmer Fine	0–255	Fine adjustment of CH 1
3	Color Temperature		Same as CH 4 in the mode “7: RGB CCT DIM IND” (p. 15)
4	Tint		Same as CH 3 in the mode “89: D CCT GM CRO RGB” (p. 43)
5	Hue		Same as CH 5 in the mode “92: D16 CCT GM H SAT” (p. 45)
6	Hue Fine	0–255	Fine adjustment of CH 5
7	Saturation		Same as CH 5 in the mode “90: D CCT GM HUE SAT” (p. 44)
8	Shutter		Same as CH 4 in the mode “8: RGBS” (p. 20)

Mode 97: D16 X Y S

16-bit parameters use two channels, coarse and fine: value = 256 × coarse value + fine value.

If the device receives DMX in this mode but gives no light, check these channels: CH 1 Dimmer above 1; CH 7 Shutter at 0–3 “No function”. The GDTF file gives these values for a console's Highlight function: CH 1 Dimmer 255, CH 7 Shutter 0.

CH	Function	DMX	Description
1	Dimmer		Same as CH 1 in the mode “91: D16 CCT GM C RGB” (p. 44)
2	Dimmer Fine	0–255	Fine adjustment of CH 1
3	CIE X		Same as CH 3 in the mode “93: D16 X Y” (p. 45)
4	CIE X Fine	0–255	Fine adjustment of CH 3
5	CIE Y		Same as CH 5 in the mode “93: D16 X Y” (p. 45)
6	CIE Y Fine	0–255	Fine adjustment of CH 5
7	Shutter		Same as CH 4 in the mode “8: RGBS” (p. 20)

Mode 137: D16 CCT GM C RGB S

16-bit parameters use two channels, coarse and fine: value = 256 × coarse value + fine value.

If the device receives DMX in this mode but gives no light, check these channels: CH 1 Dimmer above 1; CH 9 Shutter at 0–3 “No function”. The GDTF file gives these values for a console's Highlight function: CH 1 Dimmer 255, CH 3 Color Temperature 255, CH 6 Red 255, CH 7 Green 255, CH 8 Blue 255, CH 9 Shutter 0.

CH	Function	DMX	Description
1	Dimmer		Same as CH 1 in the mode “91: D16 CCT GM C RGB” (p. 44)
2	Dimmer Fine	0–255	Fine adjustment of CH 1
3	Color Temperature		Same as CH 4 in the mode “7: RGB CCT DIM IND” (p. 15)
4	Tint		Same as CH 3 in the mode “89: D CCT GM CRO RGB” (p. 43)
5	Crossfade		Same as CH 4 in the mode “89: D CCT GM CRO RGB” (p. 43)
6	Red		Same as CH 1 in the mode “1: RGB” (p. 13)
7	Green		Same as CH 2 in the mode “1: RGB” (p. 13)
8	Blue		Same as CH 3 in the mode “1: RGB” (p. 13)
9	Shutter		Same as CH 4 in the mode “8: RGBS” (p. 20)

Mode 168: D CCT GM C CRO XY

16-bit parameters use two channels, coarse and fine: value = 256 × coarse value + fine value.

If the device receives DMX in this mode but gives no light, check these channels: CH 1 Dimmer above 1. The GDTF file gives these values for a console's Highlight function: CH 1 Dimmer 255, CH 2 Color Temperature 255.

CH	Function	DMX	Description
1	Dimmer		Same as CH 1 in the mode “15: EFFECT MODE FIX” (p. 22)
2	Color Temperature		Same as CH 4 in the mode “7: RGB CCT DIM IND” (p. 15)
3	Tint		Same as CH 3 in the mode “89: D CCT GM CRO RGB” (p. 43)
4	Crossfade		Same as CH 4 in the mode “89: D CCT GM CRO RGB” (p. 43)
5	CIE X		Same as CH 3 in the mode “93: D16 X Y” (p. 45)
6	CIE X Fine	0–255	Fine adjustment of CH 5
7	CIE Y		Same as CH 5 in the mode “93: D16 X Y” (p. 45)
8	CIE Y Fine	0–255	Fine adjustment of CH 7

Mode 169: D16 CCT GM C CRO XY

16-bit parameters use two channels, coarse and fine: value = 256 × coarse value + fine value.

If the device receives DMX in this mode but gives no light, check these channels: CH 1 Dimmer above 1. The GDTF file gives these values for a console's Highlight function: CH 1 Dimmer 255, CH 3 Color Temperature 255.

CH	Function	DMX	Description
1	Dimmer		Same as CH 1 in the mode “91: D16 CCT GM C RGB” (p. 44)
2	Dimmer Fine	0–255	Fine adjustment of CH 1
3	Color Temperature		Same as CH 4 in the mode “7: RGB CCT DIM IND” (p. 15)
4	Tint		Same as CH 3 in the mode “89: D CCT GM CRO RGB” (p. 43)
5	Crossfade		Same as CH 4 in the mode “89: D CCT GM CRO RGB” (p. 43)

CH	Function	DMX	Description
6	CIE X		Same as CH 3 in the mode “93: D16 X Y” (p. 45)
7	CIE X Fine	0–255	Fine adjustment of CH 6
8	CIE Y		Same as CH 5 in the mode “93: D16 X Y” (p. 45)
9	CIE Y Fine	0–255	Fine adjustment of CH 8

Mode 170: D CCT GM C CRO XY S

16-bit parameters use two channels, coarse and fine: value = 256 × coarse value + fine value.

If the device receives DMX in this mode but gives no light, check these channels: CH 1 Dimmer above 1; CH 9 Shutter at 0–3 “No function”. The GDTF file gives these values for a console's Highlight function: CH 1 Dimmer 255, CH 2 Color Temperature 255, CH 9 Shutter 0.

CH	Function	DMX	Description
1	Dimmer		Same as CH 1 in the mode “15: EFFECT MODE FIX” (p. 22)
2	Color Temperature		Same as CH 4 in the mode “7: RGB CCT DIM IND” (p. 15)
3	Tint		Same as CH 3 in the mode “89: D CCT GM CRO RGB” (p. 43)
4	Crossfade		Same as CH 4 in the mode “89: D CCT GM CRO RGB” (p. 43)
5	CIE X		Same as CH 3 in the mode “93: D16 X Y” (p. 45)
6	CIE X Fine	0–255	Fine adjustment of CH 5
7	CIE Y		Same as CH 5 in the mode “93: D16 X Y” (p. 45)
8	CIE Y Fine	0–255	Fine adjustment of CH 7
9	Shutter		Same as CH 4 in the mode “8: RGBS” (p. 20)

Mode 171: D16 CCT GM C CRO XY S

16-bit parameters use two channels, coarse and fine: value = 256 × coarse value + fine value.

If the device receives DMX in this mode but gives no light, check these channels: CH 1 Dimmer above 1; CH 10 Shutter at 0–3 “No function”. The GDTF file gives these values for a console's Highlight function: CH 1 Dimmer 255, CH 3 Color Temperature 255, CH 10 Shutter 0.

CH	Function	DMX	Description
1	Dimmer		Same as CH 1 in the mode “91: D16 CCT GM C RGB” (p. 44)
2	Dimmer Fine	0–255	Fine adjustment of CH 1
3	Color Temperature		Same as CH 4 in the mode “7: RGB CCT DIM IND” (p. 15)
4	Tint		Same as CH 3 in the mode “89: D CCT GM CRO RGB” (p. 43)
5	Crossfade		Same as CH 4 in the mode “89: D CCT GM CRO RGB” (p. 43)
6	CIE X		Same as CH 3 in the mode “93: D16 X Y” (p. 45)
7	CIE X Fine	0–255	Fine adjustment of CH 6
8	CIE Y		Same as CH 5 in the mode “93: D16 X Y” (p. 45)
9	CIE Y Fine	0–255	Fine adjustment of CH 8
10	Shutter		Same as CH 4 in the mode “8: RGBS” (p. 20)

9 Technical specifications

Parameter	Value
Light source	LED
Weight	1.4 kg
Operating temperature	0 to 40 °C

Speeds and ranges

Parameter	Value
Color temperature range	1750–9900 K
Strobe frequency	0.4–25 Hz

Spot diameter

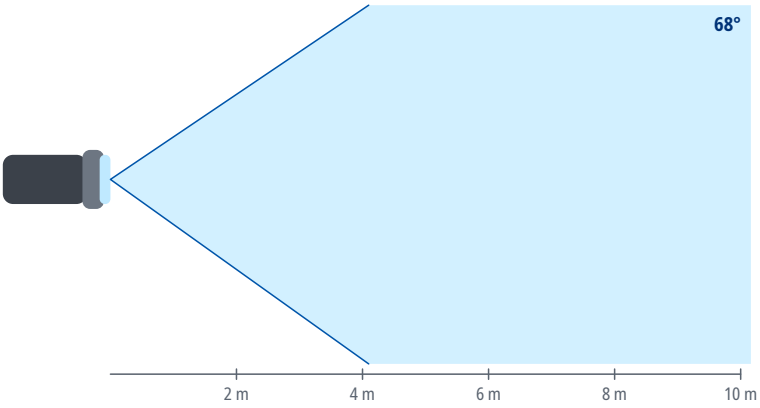

Distance	Ø 68°
2 m	2.7 m
4 m	5.4 m
6 m	8.1 m
8 m	10.8 m
10 m	13.5 m
15 m	20.2 m

Spot diameter square to the beam axis, calculated from the beam angle.

10 Maintenance and cleaning

- Before cleaning and maintenance, switch the device off, disconnect it from the power supply and let it cool down.
- Clean the housing with a soft, dry or slightly damp cloth. Do not use solvents, abrasive cleaners or pressure washers, and make sure no liquid gets into the device.
- Clean optical parts (lenses, front glass), if the device has any, with a soft lint-free cloth and a cleaner intended for optics or glass.
- Regularly inspect the housing, cables, connectors and fixings. Have damaged parts replaced by a service center.
- How often to clean depends on the environment; dust, smoke and fog make the device dirty much faster.

11 Troubleshooting

Problem	Remedy
The device does not switch on	Check the supply voltage, the cables and the fuse, if the device has one.
The device does not respond to DMX	Check the start address, the selected DMX mode and whether it matches the profile in the controller, the cable connection to DMX IN, and the controller output (universe).
The device behaves erratically or flickers	Check the terminator at the end of the line, the condition and wiring of the cables (shield on pin 1 only), the number of devices on the line (32 at most), and that the line is not split without a splitter.
Only some devices on the line respond	Check the cable and connectors between the last working and the first non-working device, and make sure all devices on the line are switched on.
Devices respond to the wrong channels or affect each other	Check that the addresses do not overlap and that the DMX mode on the devices matches the patch in the controller.
The device or the connected load does not light up although it receives DMX	Check the values of the dimmer, shutter and strobe channels against the DMX channel table. For the DMX modes for which the sources state it, the chapter DMX channels gives under the mode's heading which channels must be open.

12 Disposal

The crossed-out wheeled bin symbol on the product, in the manual or on the packaging means that the product must not be disposed of with unsorted household waste at the end of its life.

Take the end-of-life equipment to a collection point, for example a municipal collection site or a retailer. Proper disposal enables materials to be recycled and helps prevent possible negative effects on the environment and human health.

Follow the regulations applicable in your country; in the Czech Republic, take-back is governed by Act No. 542/2020 Coll., on End-of-Life Products.

Recycle the packaging materials according to their type.