GDTF Fixture Reference · by SOH

DMX REFERENCE

654SX 4C

Sully 654SX 4C

Robert Juliat



Manufacturer	Robert Juliat
GDTF file	Robert_Juliat_654SX_4C_120152.gdtf
GDTF revision	1_09 · 2025-12-05
Generated	2026-11-24

Contents

1 About this manual 2
2 Quick reference 3
3 Safety instructions 4
4 Product description 5
5 Installation 5
6 Connections 5
7 Operation 6
8 Functions at a glance 6
9 DMX channels 26
Mode Full xy 27
Mode Full HS 46
Mode Full RGB 47
Mode Full RAW 48
Mode Profile 16B 49
Mode Dimmer 8B 50
10 Technical specifications 51
11 Maintenance and cleaning 52
12 Troubleshooting 52
13 Disposal 53

1 About this manual

This document describes the Sully 654SX 4C by Robert Juliat. It was compiled from the GDTF file Robert_Juliat_654SX_4C_120152.gdtf from the GDTF-Share library.

File revision: “1_09”.

The DMX modes, the channel functions and the technical data are given as the GDTF file states them. Installation, operation from the device's control panel, service and safety instructions are described in the manufacturer's original user manual, which takes precedence over this document.

This document was not issued or endorsed by Robert Juliat; product names and trademarks belong to their owners.

Safety notices are marked with signal words according to the severity of the hazard: DANGER – an imminent hazard that will result in death or serious injury; WARNING – a potential hazard that could result in death or serious injury; CAUTION – a potential hazard that could result in minor injury or property damage; NOTE – additional information for correct and safe use.

> **NOTE** This product is designed for stage and effect lighting. It is not suitable for household room illumination.

2 Quick reference

Parameter	Value
Power consumption	175 W
Weight	14.1 kg

DMX modes

Mode	Channels	Units in one universe	First start addresses
Full xy	20	25	1, 21, 41, 61, ...
Full HS	20	25	1, 21, 41, 61, ...
Full RGB	22	23	1, 23, 45, 67, ...
Full RAW	24	21	1, 25, 49, 73, ...
Profile 16B	6	85	1, 7, 13, 19, ...
Dimmer 8B	1	512	1, 2, 3, 4, ...

No light? Check these channels

- Full xy: CH 1 Dimmer above 0; CH 3 Strobe Duration at 0 “OFF”
- Full HS: CH 1 Dimmer above 0; CH 3 Strobe Duration at 0 “OFF”
- Full RGB: CH 1 Dimmer above 0; CH 3 Strobe Duration at 0 “OFF”
- Full RAW: CH 1 Dimmer above 0; CH 3 Strobe Duration at 0 “OFF”
- Profile 16B: CH 1 Dimmer above 0; CH 3 Strobe Duration at 0 “OFF”
- Dimmer 8B: CH 1 Dimmer above 0


Read the manual before use


Risk of electric shock


Do not stare into the light


Indoor use only

3 Safety instructions


Read the manual before use


Risk of electric shock


Do not stare into the light


Indoor use only

⚠ WARNING

- This device is intended for professional use. Installation, connection, setup and maintenance must be carried out only by suitably qualified persons who have read this manual.
- Use the device only for its intended purpose and as described in this manual.
- Do not open the housing and do not modify or tamper with the device. Refer all repairs to an authorized service center.
- Do not use the device if its housing, power or data cable, or a connector is damaged, if the device has been dropped, or if liquid or a foreign object has entered it. In such a case, have it checked by a service center.
- Disconnect the device from the power supply before cleaning, maintenance or any work on the connections.
- After moving the device from a cold to a warm environment, let it reach room temperature before switching it on to prevent condensation inside.
- The device is not a toy; keep it out of the reach of children.

⚠ WARNING

- Connect the device only to a properly installed mains outlet with a protective earth (ground) contact. The outlet or other means of disconnection must remain easily accessible.
- Power supply: 90–277 V, 47/63 Hz. Before connecting, make sure that the mains voltage matches this value and the value on the rating plate of the device.
- Do not connect the device to a dimmer or to a dimmed circuit.
- Use only the original power cable or a cable with identical ratings. Protect the cable from damage, do not run it over sharp edges, and never unplug it by pulling on the cable.
- When connecting several devices to one circuit, do not exceed its permitted load.
- Do not touch the device with wet hands.

⚠ WARNING

- This device is designed for indoor use only. Protect it from rain, splashing water, moisture and dust, and do not place containers with liquids on it.
- Do not operate the device in high humidity, near water, or where condensation can form on it.

⚠ CAUTION

- This device emits intense light. Do not look directly into the light source or the beam at close range; doing so may damage your eyes.
- Do not aim the beam at the eyes of people or animals at close range, and do not view the light source through optical instruments (binoculars, camera lenses).
- Do not aim the beam at flammable or heat-sensitive materials at close range.

> ⚠ **CAUTION**
> - Strobe and fast flashing light effects can trigger epileptic seizures in susceptible people (photosensitive epilepsy) and can cause nausea or disorientation.
> - Inform the audience and performers in advance that strobe effects will be used, for example with a notice at the entrance, and do not use them longer than necessary.

4 Product description

Description in the GDTF file

“4 colours LED 200W Profile spot - 654SX 4C Sully - 16/35° Sully 4C is a series of variable zoom profile featuring a 4-colour LED source and integrating an innovative software platform named RJ Color. With advanced setting and control modes, these profile spots deliver perfect whites and high quality saturated and pastel colours. Sully 4C is fully manufactured in France at Robert Juliat premises. Each LED engine is factory-calibrated to ensure colour consistency from one profile to another. In addition, the Sully 4C LED retrofit compartment is an ideal economic and technological solution to convert 600SX tungsten fixtures.”

5 Installation

> ⚠ **WARNING**
> - Rigging must be carried out only by qualified persons in accordance with applicable regulations, in particular those for work at height.
> - The supporting structure and fixings must safely carry the weight of all suspended devices; verify their load capacity in advance.
> - Weight of the device: 14.1 kg.
> - Use suitable mounting hardware (for example truss clamps) and tighten all screw connections properly.
> - Always secure the suspended device against falling with a safety cable of adequate load capacity, routed through a fixed point of the device and around the supporting structure.
> - During installation and removal, keep people out of the area below the work position.
> - Regularly inspect the fixings and the safety cable for damage, corrosion and loosening.

6 Connections

- Use shielded cable designed for DMX512 with an impedance of 110 Ω. Ordinary microphone cable is not suitable for DMX, especially over longer distances.
- Connect the devices in a daisy chain: connect the DMX OUT of one device to the DMX IN of the next. Do not split the line with Y-cables or wire it in a star; the line may be split only with a DMX splitter.
- Connect the shield to pin 1 only. Do not connect the shield (ground) to the metal shell of the connector; this can cause short circuits or erratic behavior.
- XLR pin assignment: pin 1 – shield (ground), pin 2 – Data- (Data Complement), pin 3 – Data+ (Data True). On 5-pin connectors, pins 4 and 5 are not connected; a 5-pin connector can be connected to a 3-pin one with a cable adapter.
- Terminate the end of the line (for impedance matching): plug an XLR connector with a 120 Ω, ¼ W resistor between pins 2 and 3 into the DMX OUT of the last device. This reduces the risk of erratic behavior.
- Connect no more than 32 devices to one DMX line. For more devices or longer runs, use a DMX splitter or booster.

DMX line

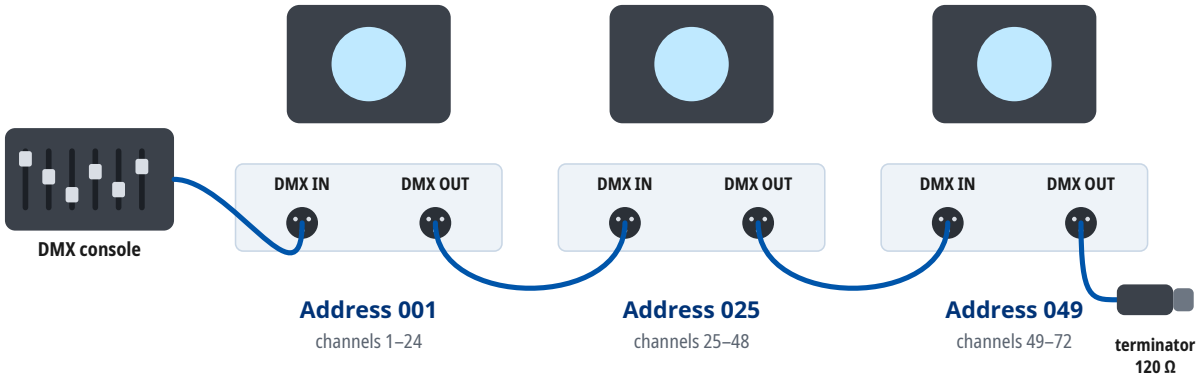

Mode Full RAW: every unit occupies 24 channels from its address. At most 32 units on one line; for more units or longer runs use a DMX splitter. A 120 Ω terminator closes the last DMX OUT.

7 Operation

Setting the DMX address

- The device occupies as many consecutive channels in the DMX universe as the selected DMX mode uses, starting at the set start address.
- Number of channels occupied in the DMX mode “Full RAW”: 24.
- Choose start addresses so that the channels of individual devices do not overlap and the last occupied channel does not exceed 512. Devices with the same start address and mode respond identically.
- For several devices in a row in the DMX mode “Full RAW”, you can use, for example, the start addresses 1, 25, 49, 73.
- The DMX mode set on the device must match the fixture profile (personality) used in the controller.
- The device supports RDM (Remote Device Management), two-way communication with the controller over the DMX line.

8 Functions at a glance

Functions in each DMX mode

	Full xy 20 channels	Full HS 20 channels	Full RGB 22 channels	Full RAW 24 channels	Profile 16B 6 channels	Dimmer 8B 1 channel
Pan / Tilt	✓	✓	✓	✓	✓	✓
Dimmer	1	1	1	1	1	1
Dimmer resolution	16 bit	16 bit	16 bit	16 bit	16 bit	8 bit
Shutter / strobe	3, 4	3, 4	3, 4	3, 4	3, 4	
Color mixing			17, 19, 21	4× (17–23)		
Color temperature	14	14	14	14		
Color wheel	9 *	9 *	9 *	9 *		
Zoom	✓	✓	✓	✓	✓	✓

* The function works only when another channel switches it on; see the DMX table.

Color wheel 1

1
Basics: Open
DMX 0–4

2 
#2
DMX 5–9

3
#7
DMX 10–14

4 
#26
DMX 15–19

5 
#27
DMX 20–24

6
#35
DMX 25–29

7 
#48
DMX 30–34

8
#88
DMX 35–39

9
#100
DMX 40–44

10
#101
DMX 45–49

11 
#105
DMX 50–54

12 
#106
DMX 55–59

13 
#108
DMX 60–64

14 
#115
DMX 65–69

15 
#116
DMX 70–74

16
#117
DMX 75–79

17
#118
DMX 80–84

18 
#119
DMX 85–89

19 
#120
DMX 90–94

20
#122
DMX 95–99

21
#124
DMX 100–104

22 
#126
DMX 105–109

23 
#128
DMX 110–114

24
#131
DMX 115–119

25 
#135
DMX 120–124

26
#138
DMX 125–129

27
#139
DMX 130–134

28 
#141
DMX 135–139

29
#144
DMX 140–144

30
#153
DMX 145–149

31 
#157
DMX 150–154

32 
#164
DMX 155–159

33
#174
DMX 160–164

34
#176
DMX 165–169

35
#179
DMX 170–174

36 
#180
DMX 175–179

37 
#181
DMX 180–184

38 
#182
DMX 185–189

39 
#200
DMX 190–194

40
#201
DMX 195–199

41
#202
DMX 200–204

42
#203
DMX 205–209

43
#204
DMX 210–214

44
#205
DMX 215–219

45
#206
DMX 220–224

46
#219
DMX 225–229

47
#244
DMX 230–234

48
#245
DMX 235–239

49 
#332
DMX 240–244

50
#702
DMX 245–249

51
#738
DMX 250–255

Color wheel 2

1
Basics: Open
DMX 0–4

2 
#2
DMX 5–9

3
#7
DMX 10–14

4
#26
DMX 15–19

5
#27
DMX 20–24

6 
#35
DMX 25–29

7
#48
DMX 30–34

8
#88
DMX 35–39

9
#100
DMX 40–44

10
#101
DMX 45–49

11 
#105
DMX 50–54

12 
#106
DMX 55–59

13
#108
DMX 60–64

14 
#115
DMX 65–69

15 
#116
DMX 70–74

16 
#117
DMX 75–79

17 
#118
DMX 80–84

18 
#119
DMX 85–89

19 
#120
DMX 90–94

20 
#122
DMX 95–99

21
#124
DMX 100–104

22 
#126
DMX 105–109

23
#128
DMX 110–114

24 
#131
DMX 115–119

25 
#135
DMX 120–124

26 
#138
DMX 125–129

27
#139
DMX 130–134

28
#141
DMX 135–139

29 
#144
DMX 140–144

30
#153
DMX 145–149

31
#157
DMX 150–154

32 
#164
DMX 155–159

33 
#174
DMX 160–164

34 
#176
DMX 165–169

35 
#179
DMX 170–174

36 
#180
DMX 175–179

37
#181
DMX 180–184

38
#182
DMX 185–189

39 
#200
DMX 190–194

40
#201
DMX 195–199

41
#202
DMX 200–204

42
#203
DMX 205–209

43
#204
DMX 210–214

44
#205
DMX 215–219

45 
#206
DMX 220–224

46 
#219
DMX 225–229

47
#244
DMX 230–234

48
#245
DMX 235–239

49
#332
DMX 240–244

50
#702
DMX 245–249

51 
#111
DMX 250–255

Color wheel 3

1
Basics: Open
DMX 0–4

2 
#2
DMX 5–9

3
#7
DMX 10–14

4
#26
DMX 15–19

5
#27
DMX 20–24

6
#35
DMX 25–29

7 
#48
DMX 30–34

8 
#88
DMX 35–39

9
#100
DMX 40–44

10
#101
DMX 45–49

11
#105
DMX 50–54

12 
#106
DMX 55–59

13 
#108
DMX 60–64

14 
#115
DMX 65–69

15
#116
DMX 70–74

16
#117
DMX 75–79

17 
#118
DMX 80–84

18 
#119
DMX 85–89

19 
#120
DMX 90–94

20
#122
DMX 95–99

21
#124
DMX 100–104

22
#126
DMX 105–109

23
#128
DMX 110–114

24
#131
DMX 115–119

25 
#135
DMX 120–124

26 
#138
DMX 125–129

27
#139
DMX 130–134

28
#141
DMX 135–139

29
#144
DMX 140–144

30 
#153
DMX 145–149

31
#157
DMX 150–154

32
#164
DMX 155–159

33
#174
DMX 160–164

34
#176
DMX 165–169

35
#179
DMX 170–174

36 
#180
DMX 175–179

37 
#181
DMX 180–184

38
#182
DMX 185–189

39
#200
DMX 190–194

40
#201
DMX 195–199

41
#202
DMX 200–204

42
#203
DMX 205–209

43
#204
DMX 210–214

44
#205
DMX 215–219

45
#206
DMX 220–224

46
#219
DMX 225–229

47
#244
DMX 230–234

48
#245
DMX 235–239

49
#332
DMX 240–244

50 
#702
DMX 245–249

51 
#181
DMX 250–255

Color wheel 4

1
Basics: Open
DMX 0–4

2 
#2
DMX 5–9

3
#7
DMX 10–14

4 
#26
DMX 15–19

5 
#27
DMX 20–24

6 
#35
DMX 25–29

7 
#48
DMX 30–34

8
#88
DMX 35–39

9 
#100
DMX 40–44

10 
#101
DMX 45–49

11 
#105
DMX 50–54

12 
#106
DMX 55–59

13
#108
DMX 60–64

14
#115
DMX 65–69

15
#116
DMX 70–74

16
#117
DMX 75–79

17
#118
DMX 80–84

18
#119
DMX 85–89

19
#120
DMX 90–94

20
#122
DMX 95–99

21
#124
DMX 100–104

22
#126
DMX 105–109

23
#128
DMX 110–114

24
#131
DMX 115–119

25
#135
DMX 120–124

26
#138
DMX 125–129

27
#139
DMX 130–134

28
#141
DMX 135–139

29
#144
DMX 140–144

30
#153
DMX 145–149

31
#157
DMX 150–154

32
#164
DMX 155–159

33
#174
DMX 160–164

34
#176
DMX 165–169

35
#179
DMX 170–174

36
#180
DMX 175–179

37
#181
DMX 180–184

38
#182
DMX 185–189

39
#200
DMX 190–194

40
#201
DMX 195–199

41
#202
DMX 200–204

42
#203
DMX 205–209

43
#204
DMX 210–214

44
#205
DMX 215–219

45
#206
DMX 220–224

46 
#219
DMX 225–229

47
#244
DMX 230–234

48
#245
DMX 235–239

49 
#332
DMX 240–244

50
#702
DMX 245–249

51 
#328
DMX 250–255

Color wheel 5

1 Basics: Open
DMX 0–4

2 
#2
DMX 5–9

3
#7
DMX 10–14

4 
#26
DMX 15–19

5 
#27
DMX 20–24

6 
#35
DMX 25–29

7
#48
DMX 30–34

8
#88
DMX 35–39

9
#100
DMX 40–44

10 
#101
DMX 45–49

11
#105
DMX 50–54

12
#106
DMX 55–59

13
#108
DMX 60–64

14
#115
DMX 65–69

15
#116
DMX 70–74

16
#117
DMX 75–79

17
#118
DMX 80–84

18
#119
DMX 85–89

19
#120
DMX 90–94

20
#122
DMX 95–99

21
#124
DMX 100–104

22
#126
DMX 105–109

23 
#128
DMX 110–114

24 
#131
DMX 115–119

25 
#135
DMX 120–124

26 
#138
DMX 125–129

27
#139
DMX 130–134

28
#141
DMX 135–139

29 
#144
DMX 140–144

30
#153
DMX 145–149

31
#157
DMX 150–154

32
#164
DMX 155–159

33
#174
DMX 160–164

34
#176
DMX 165–169

35
#179
DMX 170–174

36
#180
DMX 175–179

37 
#181
DMX 180–184

38
#182
DMX 185–189

39 
#200
DMX 190–194

40 
#201
DMX 195–199

41 
#202
DMX 200–204

42
#203
DMX 205–209

43
#204
DMX 210–214

44
#205
DMX 215–219

45
#206
DMX 220–224

46
#219
DMX 225–229

47
#244
DMX 230–234

48
#245
DMX 235–239

49
#332
DMX 240–244

50
#702
DMX 245–249

51 
#710
DMX 250–255

Color wheel 6

1
Basics: Open
DMX 0–4

2
#2
DMX 5–9

3
#7
DMX 10–14

4 
#26
DMX 15–19

5 
#27
DMX 20–24

6 
#35
DMX 25–29

7 
#48
DMX 30–34

8
#88
DMX 35–39

9 
#100
DMX 40–44

10 
#101
DMX 45–49

11 
#105
DMX 50–54

12
#106
DMX 55–59

13
#108
DMX 60–64

14 
#115
DMX 65–69

15
#116
DMX 70–74

16
#117
DMX 75–79

17
#118
DMX 80–84

18
#119
DMX 85–89

19
#120
DMX 90–94

20
#122
DMX 95–99

21 
#124
DMX 100–104

22
#126
DMX 105–109

23
#128
DMX 110–114

24
#131
DMX 115–119

25 
#135
DMX 120–124

26
#138
DMX 125–129

27 
#139
DMX 130–134

28
#141
DMX 135–139

29 
#144
DMX 140–144

30
#153
DMX 145–149

31
#157
DMX 150–154

32
#164
DMX 155–159

33
#174
DMX 160–164

34
#176
DMX 165–169

35 
#179
DMX 170–174

36
#180
DMX 175–179

37
#181
DMX 180–184

38 
#182
DMX 185–189

39 
#200
DMX 190–194

40 
#201
DMX 195–199

41 
#202
DMX 200–204

42 
#203
DMX 205–209

43 
#204
DMX 210–214

44 
#205
DMX 215–219

45
#206
DMX 220–224

46 
#219
DMX 225–229

47
#244
DMX 230–234

48 
#245
DMX 235–239

49 
#332
DMX 240–244

50 
#702
DMX 245–249

51 
#799
DMX 250–255

Color wheel 7

1

Basics: Open
DMX 0–4

2

#2
DMX 5–9

3

#7
DMX 10–14

4

#26
DMX 15–19

5

#27
DMX 20–24

6

#35
DMX 25–29

7

#48
DMX 30–34

8

#88
DMX 35–39

9

#100
DMX 40–44

10

#101
DMX 45–49

11

#105
DMX 50–54

12

#106
DMX 55–59

13

#108
DMX 60–64

14

#115
DMX 65–69

15

#116
DMX 70–74

16

#117
DMX 75–79

17

#118
DMX 80–84

18

#119
DMX 85–89

19

#120
DMX 90–94

20

#122
DMX 95–99

21

#124
DMX 100–104

22

#126
DMX 105–109

23

#128
DMX 110–114

24

#131
DMX 115–119

25

#135
DMX 120–124

26

#138
DMX 125–129

27

#139
DMX 130–134

28

#141
DMX 135–139

29

#144
DMX 140–144

30

#153
DMX 145–149

31

#157
DMX 150–154

32

#164
DMX 155–159

33

#174
DMX 160–164

34

#176
DMX 165–169

35

#179
DMX 170–174

36

#180
DMX 175–179

37

#181
DMX 180–184

38

#182
DMX 185–189

39

#200
DMX 190–194

Color wheel 8

1
Basics: Open
DMX 0–4

2
#2
DMX 5–9

3
#7
DMX 10–14

4
#26
DMX 15–19

5
#27
DMX 20–24

6
#35
DMX 25–29

7
#48
DMX 30–34

8
#88
DMX 35–39

9
#100
DMX 40–44

10
#101
DMX 45–49

11
#105
DMX 50–54

12
#106
DMX 55–59

13
#108
DMX 60–64

14
#115
DMX 65–69

15
#116
DMX 70–74

16
#117
DMX 75–79

17
#118
DMX 80–84

18
#119
DMX 85–89

19
#120
DMX 90–94

20
#122
DMX 95–99

21
#124
DMX 100–104

22 
#126
DMX 105–109

23 
#128
DMX 110–114

24
#131
DMX 115–119

25
#135
DMX 120–124

26
#138
DMX 125–129

27 
#139
DMX 130–134

28 
#141
DMX 135–139

29
#144
DMX 140–144

30
#153
DMX 145–149

31
#157
DMX 150–154

32
#164
DMX 155–159

33
#174
DMX 160–164

34
#176
DMX 165–169

35
#179
DMX 170–174

36
#180
DMX 175–179

37
#181
DMX 180–184

38
#182
DMX 185–189

39
#200
DMX 190–194

40
#201
DMX 195–199

41
#202
DMX 200–204

42
#203
DMX 205–209

43
#204
DMX 210–214

44
#205
DMX 215–219

45
#206
DMX 220–224

46
#219
DMX 225–229

47
#244
DMX 230–234

48
#245
DMX 235–239

49
#332
DMX 240–244

50
#702
DMX 245–249

Color wheel 9

1
Basics: Open
DMX 0–4

2
#2
DMX 5–9

3
#7
DMX 10–14

4
#26
DMX 15–19

5
#27
DMX 20–24

6
#35
DMX 25–29

7
#48
DMX 30–34

8
#88
DMX 35–39

9
#100
DMX 40–44

10
#101
DMX 45–49

11
#105
DMX 50–54

12
#106
DMX 55–59

13
#108
DMX 60–64

14
#115
DMX 65–69

15
#116
DMX 70–74

16
#117
DMX 75–79

17 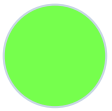
#118
DMX 80–84

18
#119
DMX 85–89

19 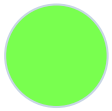
#120
DMX 90–94

20
#122
DMX 95–99

21
#124
DMX 100–104

22
#126
DMX 105–109

23
#128
DMX 110–114

24 
#131
DMX 115–119

25
#135
DMX 120–124

26 
#138
DMX 125–129

27 
#139
DMX 130–134

28 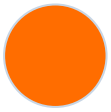
#141
DMX 135–139

29 
#144
DMX 140–144

30
#153
DMX 145–149

31
#157
DMX 150–154

32
#164
DMX 155–159

33
#174
DMX 160–164

34
#176
DMX 165–169

35
#179
DMX 170–174

36
#180
DMX 175–179

37
#181
DMX 180–184

38
#182
DMX 185–189

39
#200
DMX 190–194

40
#201
DMX 195–199

41
#202
DMX 200–204

42
#203
DMX 205–209

43
#204
DMX 210–214

44
#205
DMX 215–219

45
#206
DMX 220–224

46
#219
DMX 225–229

47
#244
DMX 230–234

48
#245
DMX 235–239

49
#332
DMX 240–244

50
#702
DMX 245–249

51
#602
DMX 250–255

52
#603

53
#130

54
#39

55 
#166

56 
#193

57
#325

58
#341

59 
#344

60
#7

Color wheel 10

1 Basics: Open
DMX 0–4

2 #2
DMX 5–9

3 #7
DMX 10–14

4 #26
DMX 15–19

5 #27
DMX 20–24

6 #35
DMX 25–29

7 #48
DMX 30–34

8 #88
DMX 35–39

9 #100
DMX 40–44

10 #101
DMX 45–49

11 #105
DMX 50–54

12 #106
DMX 55–59

13 #108
DMX 60–64

14 #115
DMX 65–69

15 #116
DMX 70–74

16 #117
DMX 75–79

17 #118
DMX 80–84

18 #119
DMX 85–89

19 #120
DMX 90–94

20 #122
DMX 95–99

21 #124
DMX 100–104

22 #126
DMX 105–109

23 #128
DMX 110–114

24 #131
DMX 115–119

25 #135
DMX 120–124

26 #138
DMX 125–129

27 #139
DMX 130–134

28 #141
DMX 135–139

29 #144
DMX 140–144

30 #153
DMX 145–149

31 #157
DMX 150–154

32 #164
DMX 155–159

33 #174
DMX 160–164

34 #176
DMX 165–169

35 #179
DMX 170–174

36 #180
DMX 175–179

37 #181
DMX 180–184

38 #182
DMX 185–189

39 #200
DMX 190–194

40 #201
DMX 195–199

41 #202
DMX 200–204

42 #203
DMX 205–209

43 #204
DMX 210–214

44 #205
DMX 215–219

45 #206
DMX 220–224

46 #219
DMX 225–229

47 #244
DMX 230–234

48 #245
DMX 235–239

49 
#332
DMX 240–244

50 
#702
DMX 245–249

Color wheel 11

1
Basics: Open
DMX 0–4

2 
#2
DMX 5–9

3 
#7
DMX 10–14

4 
#26
DMX 15–19

5 
#27
DMX 20–24

6 
#35
DMX 25–29

7 
#48
DMX 30–34

8
#88
DMX 35–39

9
#100
DMX 40–44

10
#101
DMX 45–49

11
#105
DMX 50–54

12
#106
DMX 55–59

13 
#108
DMX 60–64

14 
#115
DMX 65–69

15 
#116
DMX 70–74

16
#117
DMX 75–79

17 
#118
DMX 80–84

18 
#119
DMX 85–89

19 
#120
DMX 90–94

20 
#122
DMX 95–99

21 
#124
DMX 100–104

22 
#126
DMX 105–109

23 
#128
DMX 110–114

24 
#131
DMX 115–119

25 
#135
DMX 120–124

26 
#138
DMX 125–129

27 
#139
DMX 130–134

28
#141
DMX 135–139

29
#144
DMX 140–144

30
#153
DMX 145–149

31 
#157
DMX 150–154

32
#164
DMX 155–159

33
#174
DMX 160–164

34
#176
DMX 165–169

35
#179
DMX 170–174

36
#180
DMX 175–179

37
#181
DMX 180–184

38
#182
DMX 185–189

39
#200
DMX 190–194

40 
#201
DMX 195–199

41
#202
DMX 200–204

42
#203
DMX 205–209

43
#204
DMX 210–214

44
#205
DMX 215–219

45
#206
DMX 220–224

46
#219
DMX 225–229

47 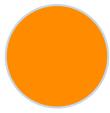
#244
DMX 230–234

48 
#245
DMX 235–239

49
#332
DMX 240–244

50 
#702
DMX 245–249

51 
#344
DMX 250–255

Color wheel 12

1 Basics: Open
DMX 0–4

2 #2
DMX 5–9

3 #7
DMX 10–14

4 #26
DMX 15–19

5 #27
DMX 20–24

6 #35
DMX 25–29

7 #48
DMX 30–34

8 #88
DMX 35–39

9 #100
DMX 40–44

10 #101
DMX 45–49

11 #105
DMX 50–54

12 #106
DMX 55–59

13 #108
DMX 60–64

14 #115
DMX 65–69

15 #116
DMX 70–74

16 #117
DMX 75–79

17 #118
DMX 80–84

18 #119
DMX 85–89

19 #120
DMX 90–94

20 #122
DMX 95–99

21 #124
DMX 100–104

22 #126
DMX 105–109

23 #128
DMX 110–114

24 #131
DMX 115–119

25 #135
DMX 120–124

26 #138
DMX 125–129

27 #139
DMX 130–134

28 #141
DMX 135–139

29 #144
DMX 140–144

30 #153
DMX 145–149

31 #157
DMX 150–154

32 #164
DMX 155–159

33 #174
DMX 160–164

34 #176
DMX 165–169

35 #179
DMX 170–174

36 #180
DMX 175–179

37 #181
DMX 180–184

38 #182
DMX 185–189

39 #200
DMX 190–194

40 #201
DMX 195–199

41 #202
DMX 200–204

42 #203
DMX 205–209

43 #204
DMX 210–214

44 #205
DMX 215–219

45 #206
DMX 220–224

46 #219
DMX 225–229

47 #244
DMX 230–234

48 #245
DMX 235–239

49 
#332
DMX 240–244

50
#702
DMX 245–249

51 
#344
DMX 250–255

Color wheel 13

1
Basics: Open
DMX 0–4

2
#2
DMX 5–9

3
#7
DMX 10–14

4
#26
DMX 15–19

5 
#27
DMX 20–24

6
#35
DMX 25–29

7
#48
DMX 30–34

8
#88
DMX 35–39

9
#100
DMX 40–44

10
#101
DMX 45–49

11
#105
DMX 50–54

12 
#106
DMX 55–59

13
#108
DMX 60–64

14
#115
DMX 65–69

15 
#116
DMX 70–74

16
#117
DMX 75–79

17 
#118
DMX 80–84

18 
#119
DMX 85–89

19
#120
DMX 90–94

20
#122
DMX 95–99

21
#124
DMX 100–104

22 
#126
DMX 105–109

23
#128
DMX 110–114

24
#131
DMX 115–119

25 #135 **DMX 120–124**

26 #138 **DMX 125–129**

27 #139 **DMX 130–134**

28 #141 **DMX 135–139**

29 #144 **DMX 140–144**

30 #153 **DMX 145–149**

31 #157 **DMX 150–154**

32 #164 **DMX 155–159**

33 #174 **DMX 160–164**

34 #176 **DMX 165–169**

35 #179 **DMX 170–174**

36 #180 **DMX 175–179**

37 #181 **DMX 180–184**

38 #182 **DMX 185–189**

39 #200 **DMX 190–194**

40 #201 **DMX 195–199**

41 #202 **DMX 200–204**

42 #203 **DMX 205–209**

43 #204 **DMX 210–214**

44 #205 **DMX 215–219**

45 #206 **DMX 220–224**

46 #219 **DMX 225–229**

47 #244 **DMX 230–234**

48 #245 **DMX 235–239**

49 #332 **DMX 240–244**

50 #702 **DMX 245–249**

51 Open 11 **DMX 250–255**

LED colors and the colors they mix

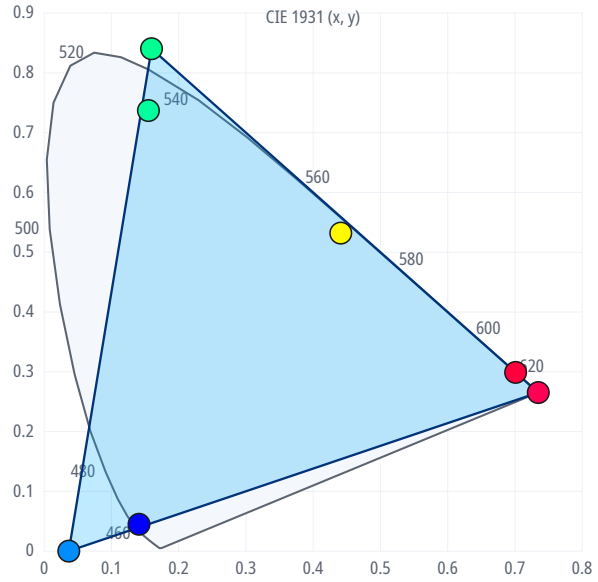

LED	x	y	nm
Red	0.701	0.299	625
Green	0.155	0.737	525
Blue	0.141	0.045	464
Lime	0.441	0.532	525
RED_ProPhoto	0.735	0.265	
GREEN_ProPhoto	0.160	0.840	
BLUE_ProPhoto	0.037	0.000	

The shaded area holds the colors the LEDs can mix; the dots are the LED colors the GDTF file states.

9 DMX channels

Units in one DMX universe

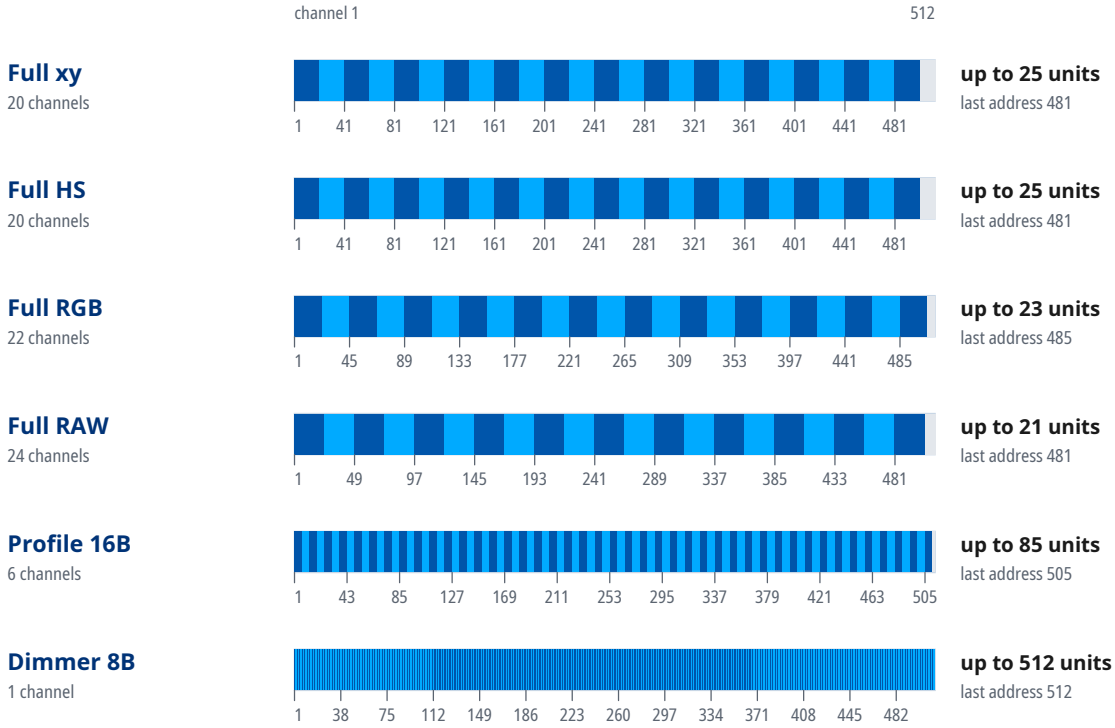

Start addresses of 20 units in the mode “Full RAW”

Unit	Start address	Unit	Start address	Unit	Start address	Unit	Start address
1	1	6	121	11	241	16	361
2	25	7	145	12	265	17	385
3	49	8	169	13	289	18	409
4	73	9	193	14	313	19	433
5	97	10	217	15	337	20	457

Mode Full xy

16-bit parameters use two channels, coarse and fine: value = 256 × coarse value + fine value.

If the device receives DMX in this mode but gives no light, check these channels: CH 1 Dimmer above 0; CH 3 Strobe Duration at 0 “OFF”. The GDTF file gives these values for a console's Highlight function: CH 1 Dimmer 255.

Channel functions at a glance

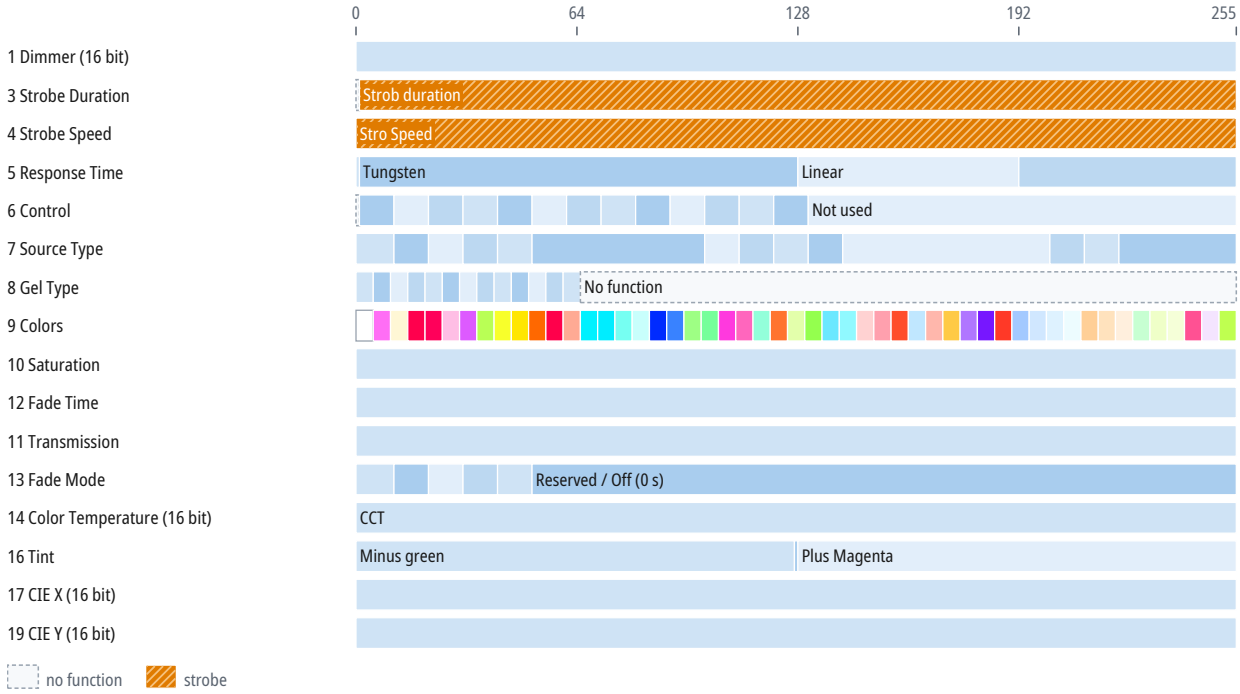

CH	Function	DMX	Description
1	Dimmer	0–255	
2	Dimmer Fine	0–255	Fine adjustment of CH 1
3	Strobe Duration	0	OFF
		1–255	Strob duration (0–20 s)
4	Strobe Speed		When CH 3 is 0:
		0–255	Stro Speed (0.1–10 Hz)
5	Response Time	0	Default
		1–127	Tungsten
		128–191	Linear
		192–255	Linear / Flash by-passEmpty Channel Set
6	Control	0	OFF
		1–10	RDM diseabled
		11–20	RDM enabled
		21–30	Fixture reset
		31–40	Dimmer Curve Linear
		41–50	Dimmer Curve Square
		51–60	Dimmer Curve Tungsten
		61–70	Colour Space Native

CH	Function	DMX	Description
6	Control (continued)	71–80	Colour Space sRGB - Rec 709
		81–90	Colour Space Rec 2020
		91–100	Colour Space ProPhoto RGB
		101–110	Cooling mode: Silent
		111–120	Cooling mode: Normal
		121–130	Cooling mode: Full power
		131–255	Not used
7	Source Type	0–10	Tungsten 3200K - DimShift
		11–20	Tungsten 3000K - DimShift
		21–30	Tungsten 3200K
		31–40	Tungsten 3000K
		41–50	Daylight D65
		51–100	Daylight D65 ... Generic CCT - High Quality
		101–110	Generic CCT - High Quality
		111–120	Generic CCT - High Brightness
		121–130	Generic CCT - High Quality - DimShift
		131–140	Generic CCT - High Brightness - DimShift
		141–200	Generic CCT - High Brightness - DimShift ... Colour Mix - High Quality
		201–210	Colour Mix - High Quality
		211–220	Colour Mix - High Brightness
		221–255	Source Type
8	Gel Type	0–4	Basics
		5–9	Numeric: 002 --> 111
		10–14	Numeric: 113 --> 181
		15–19	Numeric: 182 --> 328
		20–24	Numeric: 332 --> 710
		25–29	Numeric: 711 --> 799
		30–34	Chroma: 048 --> 719
		35–39	Chroma: 711 --> 504
		40–44	Chroma: 730--> 007
		45–49	Chroma: 765 --> 789
		50–54	Chroma: 787 --> 344
		55–59	Cosmetic - Corrections
		60–64	Dalis selection
		65–255	No function
9	Colors		When CH 8 is 0–4:
		0–4	Basics: Open
		5–9	#2
		10–14	#7
		15–19	#26
		20–24	#27

CH	Function	DMX	Description
9	Colors (continued)	25–29	#35
		30–34	#48
		35–39	#88
		40–44	#100
		45–49	#101
		50–54	#105
		55–59	#106
		60–64	#108
		65–69	#115
		70–74	#116
		75–79	#117
		80–84	#118
		85–89	#119
		90–94	#120
		95–99	#122
		100–104	#124
		105–109	#126
		110–114	#128
		115–119	#131
		120–124	#135
		125–129	#138
		130–134	#139
		135–139	#141
		140–144	#144
		145–149	#153
		150–154	#157
		155–159	#164
		160–164	#174
		165–169	#176
		170–174	#179
		175–179	#180
		180–184	#181
		185–189	#182
		190–194	#200
		195–199	#201
		200–204	#202
		205–209	#203
		210–214	#204
		215–219	#205
		220–224	#206
		225–229	#219
		230–234	#244

CH	Function	DMX	Description
9	Colors (continued)	235–239	#245
		240–244	#332
		245–249	#702
		250–254	#738
		255	Open
			When CH 8 is 5–9:
		0–4	Numeric: 002 -->: Open
		5–9	#2
		10–14	#3
		15–19	#4
		20–24	#7
		25–29	#8
		30–34	#9
		35–39	#10
		40–44	#13
		45–49	#15
		50–54	#17
		55–59	#19
		60–64	#20
		65–69	#21
		70–74	#22
		75–79	#24
		80–84	#25
		85–89	#26
		90–94	#27
		95–99	#29
		100–104	#35
		105–109	#36
		110–114	#39
		115–119	#46
		120–124	#48
		125–129	#49
		130–134	#52
		135–139	#53
		140–144	#58
		145–149	#61
		150–154	#63
		155–159	#68
		160–164	#71
		165–169	#75
		170–174	#79
		175–179	#85

CH	Function	DMX	Description
9	Colors (continued)	180–184	#88
		185–189	#89
		190–194	#90
		195–199	#100
		200–204	#101
		205–209	#102
		210–214	#103
		215–219	#104
		220–224	#105
		225–229	#106
		230–234	#107
		235–239	#108
		240–244	#109
		245–249	#110
		250–254	#111
		255	Open 1
			When CH 8 is 10–14:
		0–4	Numeric: 113 -->: Open
		5–9	#113
		10–14	#115
		15–19	#116
		20–24	#117
		25–29	#118
		30–34	#119
		35–39	#120
		40–44	#121
		45–49	#122
		50–54	#124
		55–59	#126
		60–64	#127
		65–69	#128
		70–74	#130
		75–79	#131
		80–84	#132
		85–89	#134
		90–94	#135
		95–99	#136
		100–104	#137
		105–109	#138
		110–114	#139
		115–119	#140
		120–124	#141

CH	Function	DMX	Description
9	Colors (continued)	125–129	#142
		130–134	#143
		135–139	#144
		140–144	#147
		145–149	#148
		150–154	#151
		155–159	#152
		160–164	#153
		165–169	#154
		170–174	#156
		175–179	#157
		180–184	#158
		185–189	#159
		190–194	#161
		195–199	#162
		200–204	#164
		205–209	#165
		210–214	#166
		215–219	#169
		220–224	#170
		225–229	#172
		230–234	#174
		235–239	#176
		240–244	#179
		245–249	#180
		250–254	#181
		255	Open 2
			When CH 8 is 15–19:
		0–4	Numeric: 182 -->: Open
		5–9	#182
		10–14	#183
		15–19	#192
		20–24	#193
		25–29	#194
		30–34	#195
		35–39	#196
		40–44	#197
		45–49	#198
		50–54	#199
		55–59	#200
		60–64	#201
		65–69	#202

CH	Function	DMX	Description
9	Colors (continued)	70–74	#203
		75–79	#204
		80–84	#205
		85–89	#206
		90–94	#207
		95–99	#208
		100–104	#212
		105–109	#213
		110–114	#218
		115–119	#219
		120–124	#223
		125–129	#230
		130–134	#232
		135–139	#236
		140–144	#237
		145–149	#238
		150–154	#241
		155–159	#242
		160–164	#243
		165–169	#244
		170–174	#245
		175–179	#246
		180–184	#247
		185–189	#248
		190–194	#249
		195–199	#278
		200–204	#279
		205–209	#281
		210–214	#283
		215–219	#285
		220–224	#286
		225–229	#287
		230–234	#322
		235–239	#323
		240–244	#325
		245–249	#327
		250–254	#328
		255	Open 3
			When CH 8 is 20–24:
		0–4	Numeric: 332 -->: Open
		5–9	#332
		10–14	#341

CH	Function	DMX	Description
9	Colors (continued)	15–19	#343
		20–24	#344
		25–29	#345
		30–34	#352
		35–39	#353
		40–44	#354
		45–49	#363
		50–54	#366
		55–59	#441
		60–64	#442
		65–69	#443
		70–74	#444
		75–79	#500
		80–84	#501
		85–89	#502
		90–94	#503
		95–99	#504
		100–104	#505
		105–109	#506
		110–114	#507
		115–119	#508
		120–124	#511
		125–129	#512
		130–134	#513
		135–139	#514
		140–144	#525
		145–149	#550
		150–154	#600
		155–159	#601
		160–164	#602
		165–169	#603
		170–174	#604
		175–179	#642
		180–184	#643
		185–189	#650
		190–194	#651
		195–199	#652
		200–204	#653
		205–209	#700
		210–214	#701
		215–219	#702
		220–224	#703

CH	Function	DMX	Description
9	Colors (continued)	225–229	#704
		230–234	# 706
		235–239	# 707
		240–244	#708
		245–249	#709
		250–254	#710
		255	Open 4
			When CH 8 is 25–29:
		0–4	Numeric: 711 -->: Open
		5–9	#711
		10–14	#712
		15–19	#713
		20–24	#714
		25–29	#715
		30–34	#716
		35–39	#719
		40–44	#721
		45–49	#722
		50–54	#723
		55–59	#724
		60–64	#725
		65–69	#727
		70–74	#728
		75–79	#729
		80–84	#730
		85–89	#731
		90–94	#733
		95–99	#735
		100–104	#736
		105–109	#738
		110–114	#740
		115–119	#741
		120–124	#742
		125–129	#744
		130–134	#746
		135–139	#747
		140–144	#748
		145–149	#763
		150–154	#764
		155–159	#765
		160–164	#767
		165–169	#768

CH	Function	DMX	Description
9	Colors (continued)	170–174	#770
		175–179	#773
		180–184	#776
		185–189	#777
		190–194	#778
		195–199	#779
		200–204	#780
		205–209	#781
		210–214	#787
		215–219	#789
		220–224	#790
		225–229	#793
		230–234	#794
		235–239	#795
		240–244	#797
		245–249	#798
		250–254	#799
		255	Open 5
			When CH 8 is 30–34:
		0–4	Chroma: 048 -->719: Open
		5–9	#48
		10–14	#797
		15–19	#49
		20–24	#126
		25–29	#798
		30–34	#701
		35–39	#345
		40–44	#703
		45–49	#52
		50–54	#704
		55–59	#170
		60–64	#136
		65–69	#169
		70–74	#702
		75–79	#137
		80–84	#194
		85–89	#58
		90–94	#180
		95–99	#343
		100–104	#700
		105–109	#181
		110–114	#707

CH	Function	DMX	Description
9	Colors (continued)	115–119	#706
		120–124	#709
		125–129	#142
		130–134	#199
		135–139	#508
		140–144	#799
		145–149	#71
		150–154	#713
		155–159	#710
		160–164	#198
		165–169	#716
		170–174	#195
		175–179	#715
		180–184	#723
		185–189	#721
		190–194	#120
		195–199	#363
		200–204	#85
		205–209	#119
		210–214	#722
		215–219	#79
		220–224	#714
		225–229	#75
		230–234	#525
		235–239	#197
		240–244	#712
		245–249	#200
		250–254	#719
		255	Open 6
			When CH 8 is 35–39:
		0–4	Chroma: 711 -->: Open
		5–9	#711
		10–14	#500
		15–19	#501
		20–24	#708
		25–29	#53
		30–34	#502
		35–39	#503
		40–44	#203
		45–49	#600
		50–54	#601
		55–59	#61

CH	Function	DMX	Description
9	Colors (continued)	60–64	#63
		65–69	#202
		70–74	#281
		75–79	#201
		80–84	#283
		85–89	#366
		90–94	#174
		95–99	#161
		100–104	#68
		105–109	#132
		110–114	#165
		115–119	#352
		120–124	#143
		125–129	#196
		130–134	#727
		135–139	#141
		140–144	#183
		145–149	#118
		150–154	#724
		155–159	#144
		160–164	#725
		165–169	#117
		170–174	#140
		175–179	#353
		180–184	#172
		185–189	#354
		190–194	#729
		195–199	#116
		200–204	#115
		205–209	#327
		210–214	#124
		215–219	#735
		220–224	#323
		225–229	#322
		230–234	#131
		235–239	#219
		240–244	#241
		245–249	#728
		250–254	#504
		255	Open 7
			When CH 8 is 40–44:
		0–4	Chroma: 730-->: Open

CH	Function	DMX	Description
9	Colors (continued)	5–9	#730
		10–14	#242
		15–19	#243
		20–24	#213
		25–29	#246
		30–34	#731
		35–39	#733
		40–44	#245
		45–49	#244
		50–54	#138
		55–59	#88
		60–64	#505
		65–69	#738
		70–74	#121
		75–79	#122
		80–84	#89
		85–89	#139
		90–94	#90
		95–99	#736
		100–104	#740
		105–109	#741
		110–114	#642
		115–119	#643
		120–124	#650
		125–129	#746
		130–134	#653
		135–139	#511
		140–144	#742
		145–149	#208
		150–154	#207
		155–159	#232
		160–164	#230
		165–169	#156
		170–174	#237
		175–179	#747
		180–184	#238
		185–189	#152
		190–194	#162
		195–199	#506
		200–204	#9
		205–209	#205
		210–214	#442

CH	Function	DMX	Description
9	Colors (continued)	215–219	#13
		220–224	#764
		225–229	#103
		230–234	#206
		235–239	#443
		240–244	#763
		245–249	#212
		250–254	#7
		255	Open 8
			When CH 8 is 45–49:
		0–4	Chroma: 765 -->: Open
		5–9	#765
		10–14	#102
		15–19	#550
		20–24	#513
		25–29	#514
		30–34	#100
		35–39	#10
		40–44	#101
		45–49	#767
		50–54	#104
		55–59	#15
		60–64	#769
		65–69	#179
		70–74	#20
		75–79	#770
		80–84	#105
		85–89	#777
		90–94	#512
		95–99	#652
		100–104	#287
		105–109	#286
		110–114	#204
		115–119	#441
		120–124	#744
		125–129	#285
		130–134	#236
		135–139	#604
		140–144	#651
		145–149	#17
		150–154	#134
		155–159	#147

CH	Function	DMX	Description
9	Colors (continued)	160–164	#776
		165–169	#773
		170–174	#108
		175–179	#8
		180–184	#779
		185–189	#158
		190–194	#21
		195–199	#778
		200–204	#780
		205–209	#22
		210–214	#135
		215–219	#781
		220–224	#25
		225–229	#507
		230–234	#19
		235–239	#164
		240–244	#182
		245–249	#106
		250–254	#789
		255	Open 9
			When CH 8 is 50–54:
		0–4	Chroma: 787 -->: Open
		5–9	#787
		10–14	#27
		15–19	#29
		20–24	#26
		25–29	#24
		30–34	#157
		35–39	#107
		40–44	#109
		45–49	#176
		50–54	#790
		55–59	#36
		60–64	#192
		65–69	#111
		70–74	#794
		75–79	#2
		80–84	#328
		85–89	#795
		90–94	#128
		95–99	#793
		100–104	#332

CH	Function	DMX	Description
9	Colors (continued)	105–109	#148
		110–114	#46
		115–119	#113
		120–124	#127
		125–129	#748
		130–134	#110
		135–139	#247
		140–144	#35
		145–149	#153
		150–154	#4
		155–159	#151
		160–164	#154
		165–169	#248
		170–174	#249
		175–179	#279
		180–184	#3
		185–189	#218
		190–194	#278
		195–199	#159
		200–204	#223
		205–209	#444
		210–214	#602
		215–219	#603
		220–224	#130
		225–229	#39
		230–234	#166
		235–239	#193
		240–244	#325
		245–249	#341
		250–254	#344
		255	Open 10
			When CH 8 is 55–59:
		0–4	Cosmetic and Corrections: Open
		5–9	#184
		10–14	#185
		15–19	#186
		20–24	#187
		25–29	#188
		30–34	#189
		35–39	#190
		40–44	#191
		45–49	#217

CH	Function	DMX	Description
9	Colors (continued)	50–54	#49
		55–59	#65
		60–64	#63
		65–69	#58
		70–74	#172
		75–79	#141
		80–84	#146
		85–89	#130
		90–94	#129
		95–99	#149
		100–104	#104
		105–109	#237
		110–114	#97
		115–119	#240
		120–124	#132
		125–129	#131
		130–134	#176
		135–139	#136
		140–144	#98
		145–149	#102
		150–154	#103
		155–159	#109
		160–164	#108
		165–169	#105
		170–174	#227
		175–179	#233
		180–184	#234
		185–189	#238
		190–194	#235
		195–199	#66
		200–204	#175
		205–209	#171
		210–214	#170
		215–219	#173
		220–224	#142
		225–229	#147
		230–234	#166
		235–239	#193
		240–244	#325
		245–249	#341
		250–254	#344
		255	Open 11

CH	Function	DMX	Description
9	Colors (continued)		When CH 8 is 60–64:
		0–4	Dalis selection: Open
		5–9	#203
		10–14	#202
		15–19	#201
		20–24	#200
		25–29	#204
		30–34	#206
		35–39	# 207
		40–44	#241
		45–49	#174
		50–54	#161
		55–59	#165
		60–64	#353
		65–69	#079
		70–74	#723
		75–79	# 724
		80–84	#119
		85–89	#363
		90–94	#122
		95–99	#124
		100–104	#138
		105–109	#134
		110–114	#147
		115–119	#101
		120–124	#105
		125–129	#328
		130–134	#780
		135–139	#182
		140–144	#26
		145–149	#27
		150–154	#21
		155–159	#102
		160–164	#118
		165–169	#115
		170–174	#197
		175–179	# 198
		180–184	#181
		185–189	#139
		190–194	#797
		195–199	#002
		200–204	Dalis selection: Open 1

CH	Function	DMX	Description
9	Colors (continued)	205–209	Dalis selection: Open 2
		210–214	Dalis selection: Open 3
		215–219	Dalis selection: Open 4
		220–224	Dalis selection: Open 5
		225–229	Dalis selection: Open 6
		230–234	Dalis selection: Open 7
		235–239	Dalis selection: Open 8
		240–244	Dalis selection: Open 9
		245–249	Dalis selection: Open 10
		250–254	Dalis selection: Open 11
		255	Open 12
10	Saturation	0–255	
11	Transmission	0–255	
12	Fade Time	0–255	Fade time (0–25.5 s)
13	Fade Mode	0–10	Direct XY + Limit Brightness
		11–20	Direct XY
		21–30	Open Frame + Limit Brightness
		31–40	Open Frame
		41–50	Through Black
		51–255	Reserved / Off (0 s)
14	Color Temperature	0–255	CCT (1700–10000 K)
15	Color Temperature Fine	0–255	Fine adjustment of CH 14
16	Tint		Delta UV
		0–126	Minus green
		127	Black Body curve
		128–255	Plus Magenta
17	CIE X	0–255	CIE x
18	CIE X Fine	0–255	Fine adjustment of CH 17
19	CIE Y	0–255	CIE y
20	CIE Y Fine	0–255	Fine adjustment of CH 19

Mode Full HS

16-bit parameters use two channels, coarse and fine: value = 256 × coarse value + fine value.

If the device receives DMX in this mode but gives no light, check these channels: CH 1 Dimmer above 0; CH 3 Strobe Duration at 0 “OFF”. The GDTF file gives these values for a console's Highlight function: CH 1 Dimmer 255.

Channel functions at a glance

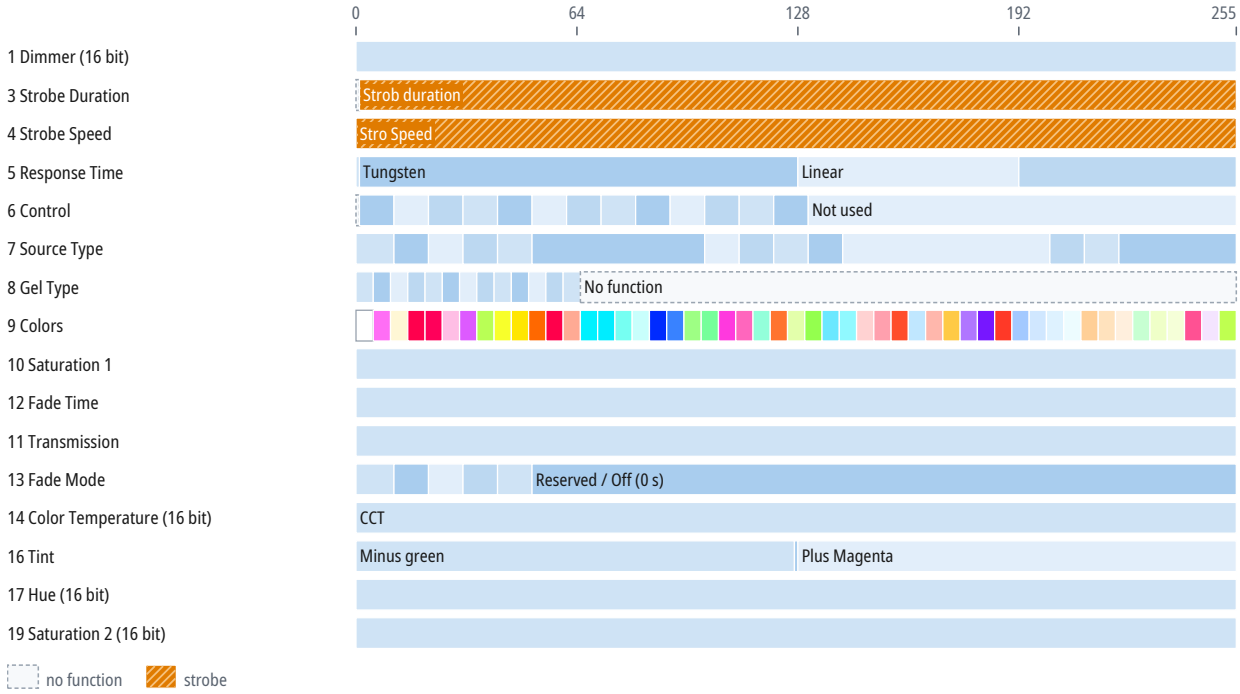

CH	Function	DMX	Description
1	Dimmer	0–255	
2	Dimmer Fine	0–255	Fine adjustment of CH 1
3	Strobe Duration		Same as CH 3 in the mode “Full xy” (p. 27)
4	Strobe Speed		Same as CH 4 in the mode “Full xy” (p. 27)
5	Response Time		Same as CH 5 in the mode “Full xy” (p. 27)
6	Control		Same as CH 6 in the mode “Full xy” (p. 27)
7	Source Type		Same as CH 7 in the mode “Full xy” (p. 28)
8	Gel Type		Same as CH 8 in the mode “Full xy” (p. 28)
9	Colors		Same as CH 9 in the mode “Full xy” (p. 28)
10	Saturation 1	0–255	
11	Transmission	0–255	
12	Fade Time	0–255	Fade time (0–25.5 s)
13	Fade Mode		Same as CH 13 in the mode “Full xy” (p. 45)
14	Color Temperature	0–255	CCT (1700–10000 K)
15	Color Temperature Fine	0–255	Fine adjustment of CH 14
16	Tint		Same as CH 16 in the mode “Full xy” (p. 45)
17	Hue	0–255	

CH	Function	DMX	Description
18	Hue Fine	0–255	Fine adjustment of CH 17
19	Saturation 2	0–255	
20	Saturation 2 Fine	0–255	Fine adjustment of CH 19

Mode Full RGB

16-bit parameters use two channels, coarse and fine: value = 256 × coarse value + fine value.

If the device receives DMX in this mode but gives no light, check these channels: CH 1 Dimmer above 0; CH 3 Strobe Duration at 0 “OFF”. The GDTF file gives these values for a console's Highlight function: CH 1 Dimmer 255, CH 17 Red 255, CH 19 Green 255, CH 21 Blue 255.

Channel functions at a glance

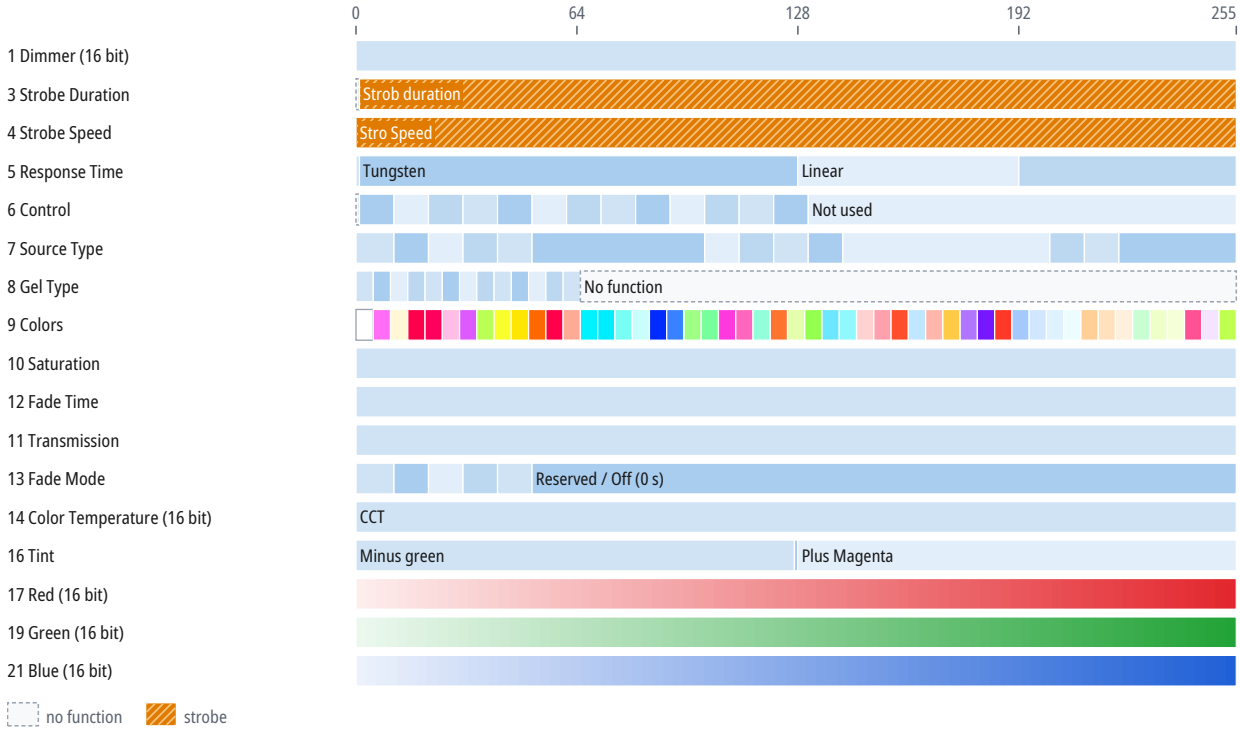

CH	Function	DMX	Description
1	Dimmer	0–255	
2	Dimmer Fine	0–255	Fine adjustment of CH 1
3	Strobe Duration		Same as CH 3 in the mode “Full xy” (p. 27)
4	Strobe Speed		Same as CH 4 in the mode “Full xy” (p. 27)
5	Response Time		Same as CH 5 in the mode “Full xy” (p. 27)
6	Control		Same as CH 6 in the mode “Full xy” (p. 27)
7	Source Type		Same as CH 7 in the mode “Full xy” (p. 28)
8	Gel Type		Same as CH 8 in the mode “Full xy” (p. 28)
9	Colors		Same as CH 9 in the mode “Full xy” (p. 28)
10	Saturation	0–255	
11	Transmission	0–255	

CH	Function	DMX	Description
12	Fade Time	0–255	Fade time (0–25.5 s)
13	Fade Mode		Same as CH 13 in the mode “Full xy” (p. 45)
14	Color Temperature	0–255	CCT (1700–10000 K)
15	Color Temperature Fine	0–255	Fine adjustment of CH 14
16	Tint		Same as CH 16 in the mode “Full xy” (p. 45)
17	Red	0–255	
18	Red Fine	0–255	Fine adjustment of CH 17
19	Green	0–255	
20	Green Fine	0–255	Fine adjustment of CH 19
21	Blue	0–255	
22	Blue Fine	0–255	Fine adjustment of CH 21

Mode Full RAW

16-bit parameters use two channels, coarse and fine: value = 256 × coarse value + fine value.

If the device receives DMX in this mode but gives no light, check these channels: CH 1 Dimmer above 0; CH 3 Strobe Duration at 0 “OFF”. The GDTF file gives these values for a console's Highlight function: CH 1 Dimmer 255, CH 17 Red 255, CH 19 Green 255, CH 21 Blue 255, CH 23 Lime 255.

Channel functions at a glance

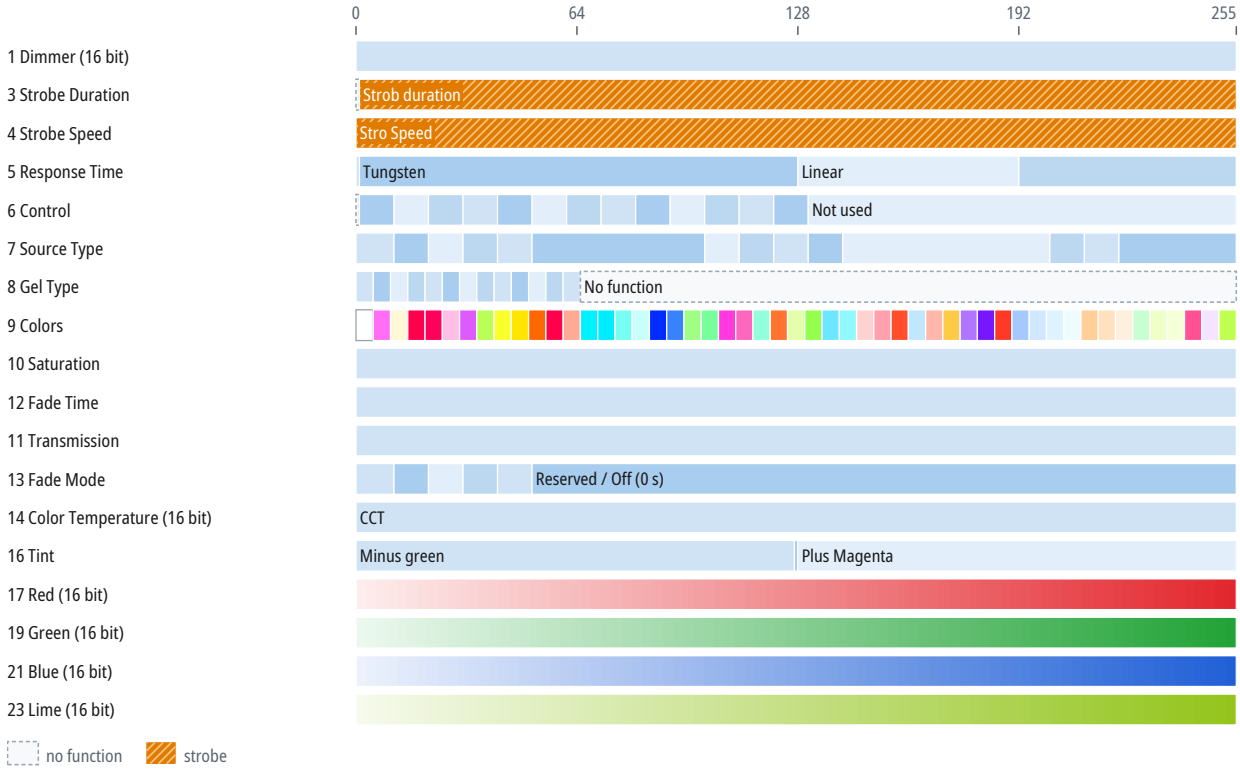

CH	Function	DMX	Description
1	Dimmer	0–255	
2	Dimmer Fine	0–255	Fine adjustment of CH 1
3	Strobe Duration		Same as CH 3 in the mode “Full xy” (p. 27)

CH	Function	DMX	Description
4	Strobe Speed		Same as CH 4 in the mode “Full xy” (p. 27)
5	Response Time		Same as CH 5 in the mode “Full xy” (p. 27)
6	Control		Same as CH 6 in the mode “Full xy” (p. 27)
7	Source Type		Same as CH 7 in the mode “Full xy” (p. 28)
8	Gel Type		Same as CH 8 in the mode “Full xy” (p. 28)
9	Colors		Same as CH 9 in the mode “Full xy” (p. 28)
10	Saturation	0–255	
11	Transmission	0–255	
12	Fade Time	0–255	Fade time (0–25.5 s)
13	Fade Mode		Same as CH 13 in the mode “Full xy” (p. 45)
14	Color Temperature	0–255	CCT (1700–10000 K)
15	Color Temperature Fine	0–255	Fine adjustment of CH 14
16	Tint		Same as CH 16 in the mode “Full xy” (p. 45)
17	Red	0–255	
18	Red Fine	0–255	Fine adjustment of CH 17
19	Green	0–255	
20	Green Fine	0–255	Fine adjustment of CH 19
21	Blue	0–255	
22	Blue Fine	0–255	Fine adjustment of CH 21
23	Lime	0–255	
24	Lime Fine	0–255	Fine adjustment of CH 23

Mode Profile 16B

16-bit parameters use two channels, coarse and fine: value = 256 × coarse value + fine value.

If the device receives DMX in this mode but gives no light, check these channels: CH 1 Dimmer above 0; CH 3 Strobe Duration at 0 “OFF”. The GDTF file gives these values for a console's Highlight function: CH 1 Dimmer 255.

Channel functions at a glance

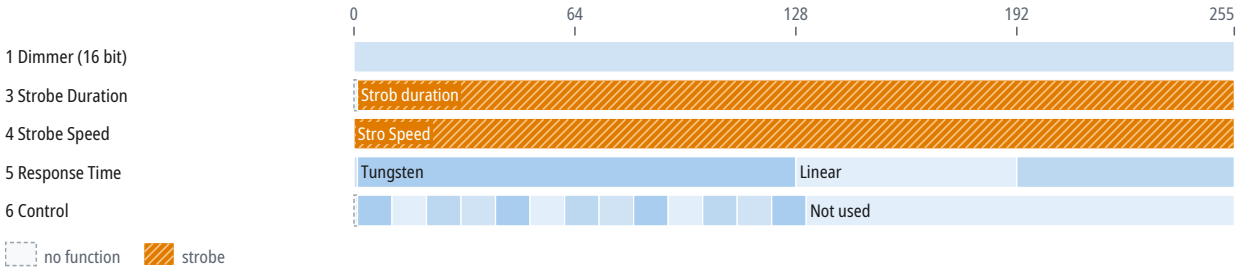

CH	Function	DMX	Description
1	Dimmer	0–255	
2	Dimmer Fine	0–255	Fine adjustment of CH 1
3	Strobe Duration		Same as CH 3 in the mode “Full xy” (p. 27)
4	Strobe Speed		Same as CH 4 in the mode “Full xy” (p. 27)
5	Response Time		Same as CH 5 in the mode “Full xy” (p. 27)
6	Control		Same as CH 6 in the mode “Full xy” (p. 27)

Mode Dimmer 8B

If the device receives DMX in this mode but gives no light, check these channels: CH 1 Dimmer above 0. The GDTF file gives these values for a console's Highlight function: CH 1 Dimmer 255.

Channel functions at a glance



CH	Function	DMX	Description
1	Dimmer	0–255	

10 Technical specifications

Parameter	Value
Light	
Light source	LED
LED power	200 W
Luminous flux	6,000 lm
Color temperature	3,200 K
Color rendering index (CRI)	94
Optics	
Beam angle	15°
Control	
DMX connection	5-pin XLR IN/OUT
RJ45 connectors	RJ45
RDM	yes (manufacturer ID 0x09AE, device model ID 0x6041)
Electrical	
Power supply	90–277 V, 47/63 Hz
Power consumption	175 W
Power connectors	powerCONTRUE1TOP IN/OUT
Dimensions and construction	
Weight	14.1 kg
Operating environment	
Operating temperature	5 to 40 °C

Speeds and ranges

Parameter	Value
Color temperature range	1700–10000 K
Strobe frequency	0.1–10 Hz
Strobe flash duration	0–20 s

Dimensions

weight 14.1 kg

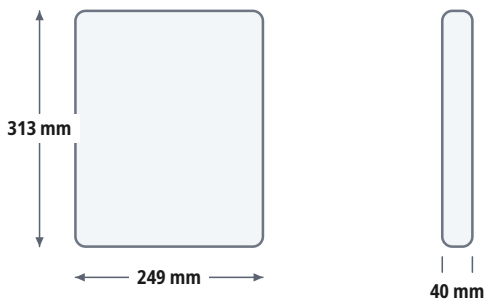

Spot diameter

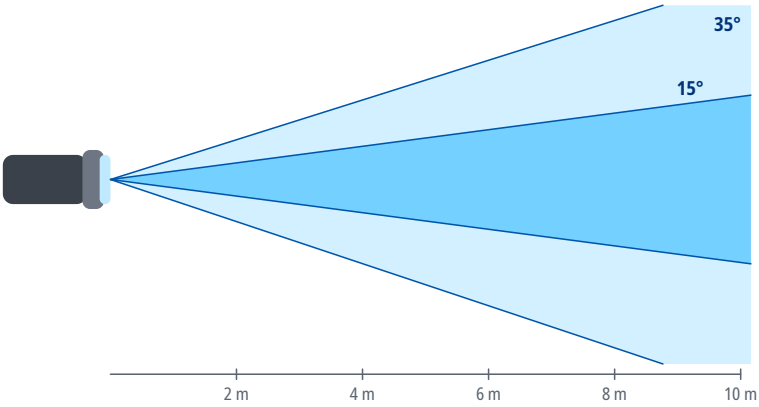

Distance	Ø 15°	Ø 35°
2 m	0.53 m	1.3 m
4 m	1.1 m	2.5 m
6 m	1.6 m	3.8 m
8 m	2.1 m	5 m
10 m	2.6 m	6.3 m
15 m	3.9 m	9.5 m

Spot diameter square to the beam axis, calculated from the beam angle.

11 Maintenance and cleaning

- Before cleaning and maintenance, switch the device off, disconnect it from the power supply and let it cool down.
- Clean the housing with a soft, dry or slightly damp cloth. Do not use solvents, abrasive cleaners or pressure washers, and make sure no liquid gets into the device.
- Clean optical parts (lenses, front glass), if the device has any, with a soft lint-free cloth and a cleaner intended for optics or glass.
- Regularly inspect the housing, cables, connectors and fixings. Have damaged parts replaced by a service center.
- How often to clean depends on the environment; dust, smoke and fog make the device dirty much faster.

12 Troubleshooting

Problem	Remedy
The device does not switch on	Check the supply voltage, the cables and the fuse, if the device has one.
The device does not respond to DMX	Check the start address, the selected DMX mode and whether it matches the profile in the controller, the cable connection to DMX IN, and the controller output (universe).
The device behaves erratically or flickers	Check the terminator at the end of the line, the condition and wiring of the cables (shield on pin 1 only), the number of devices on the line (32 at most), and that the line is not split without a splitter.
Only some devices on the line respond	Check the cable and connectors between the last working and the first non-working device, and make sure all devices on the line are switched on.
Devices respond to the wrong channels or affect each other	Check that the addresses do not overlap and that the DMX mode on the devices matches the patch in the controller.
The device or the connected load does not light up although it receives DMX	Check the values of the dimmer, shutter and strobe channels against the DMX channel table. For the DMX modes for which the sources state it, the chapter DMX channels gives under the mode's heading which channels must be open.

13 Disposal

The crossed-out wheeled bin symbol on the product, in the manual or on the packaging means that the product must not be disposed of with unsorted household waste at the end of its life.

Take the end-of-life equipment to a collection point, for example a municipal collection site or a retailer. Proper disposal enables materials to be recycled and helps prevent possible negative effects on the environment and human health.

Follow the regulations applicable in your country; in the Czech Republic, take-back is governed by Act No. 542/2020 Coll., on End-of-Life Products.

Recycle the packaging materials according to their type.