DMX REFERENCE

# LumiFlash 2

ShowlightFI




| | |
|---|---|
| **Manufacturer** | ShowlightFI |
| **GDTF file** | ShowlightFI_LumiFlash_2_148406.gdtf |
| **GDTF revision** | Copy of Flaris X1K for preliminary testing · 2026-06-25 |
| **Generated** | 2026-11-24 |

# Contents

**1 About this manual** 2
**2 Quick reference** 3
**3 Safety instructions** 4
**4 Product description** 5
**5 Installation** 5
**6 Connections** 5
**7 Operation** 6
**8 Functions at a glance** 7
**9 DMX channels** 10
Mode1 - 18Ch 11
Mode2 - 33Ch 15
Mode3 - 56Ch 20
Mode 4 - 76ch 32
Mode5 - 112Ch 36
Mode6 - 114Ch 38
Mode7 - 138Ch 42
Mode8 - 208Ch 45
**10 Technical specifications** 48
**11 Maintenance and cleaning** 48
**12 Troubleshooting** 48
**13 Disposal** 49

# 1 About this manual

This document describes the LumiFlash 2 by ShowlightFI. It was compiled from the GDTF file ShowlightFI_LumiFlash_2_148406.gdtf from the GDTF-Share library.

File revision: “Copy of Flaris X1K for preliminary testing”.

The DMX modes, the channel functions and the technical data are given as the GDTF file states them. Installation, operation from the device's control panel, service and safety instructions are described in the manufacturer's original user manual, which takes precedence over this document.

This document was not issued or endorsed by ShowlightFI; product names and trademarks belong to their owners.

Safety notices are marked with signal words according to the severity of the hazard: DANGER – an imminent hazard that will result in death or serious injury; WARNING – a potential hazard that could result in death or serious injury; CAUTION – a potential hazard that could result in minor injury or property damage; NOTE – additional information for correct and safe use.

> **NOTE** This product is designed for stage and effect lighting. It is not suitable for household room illumination.

# 2 Quick reference

| Parameter | Value |
|---|---|
| Weight | 14.4 kg |

### DMX modes

| Mode | Channels | Units in one universe | First start addresses |
|---|---|---|---|
| Mode1 - 18Ch | 18 | 28 | 1, 19, 37, 55, ... |
| Mode2 - 33Ch | 33 | 15 | 1, 34, 67, 100, ... |
| Mode3 - 56Ch | 56 | 9 | 1, 57, 113, 169, ... |
| Mode 4 - 76ch | 76 | 6 | 1, 77, 153, 229, ... |
| Mode5 - 112Ch | 112 | 4 | 1, 113, 225, 337 |
| Mode6 - 114Ch | 114 | 4 | 1, 115, 229, 343 |
| Mode7 - 138Ch | 138 | 3 | 1, 139, 277 |
| Mode8 - 208Ch | 208 | 2 | 1, 209 |

### No light? Check these channels

- Mode1 - 18Ch: CH 5 Dimmer above 0; CH 7 Shutter 1 at 0–5 or 190–255; CH 8 Shutter 2 at 0–5 or 190–255
- Mode2 - 33Ch: CH 5 Dimmer above 0; CH 7 Shutter at 0–5 or 190–255; CH 9 Shutter 2 at 0–5 or 190–255
- Mode3 - 56Ch: CH 5 Dimmer above 0; CH 7 Shutter 1 at 0–5 or 190–255; CH 9 Shutter 2 1 at 0–5 or 190–255; CH 11 Shutter 3 1 at 0–5 or 190–255; CH 13 Shutter 2 at 0–5 or 190–255; CH 15 Shutter 2 2 at 0–5 or 190–255; CH 17 Shutter 3 2 at 0–5 or 190–255; CH 19 Shutter 4 at 0–5 or 190–255
- Mode 4 - 76ch: CH 5 Dimmer above 0; CH 7 Shutter at 0–5 or 190–255; CH 9 Shutter 2 at 0–5 or 190–255
- Mode5 - 112Ch: CH 7 Shutter at 0–5 or 190–255; CH 9 Shutter 2 at 0–5 or 190–255
- Mode6 - 114Ch: CH 5 Dimmer above 0; CH 7 Shutter at 0–5 or 190–255; CH 9 Shutter 2 at 0–5 or 190–255
- Mode7 - 138Ch: CH 5 Dimmer above 0; CH 7 Shutter at 0–5 or 190–255; CH 9 Shutter 2 at 0–5 or 190–255
- Mode8 - 208Ch: CH 5 Dimmer above 0; CH 7 Shutter at 0–5 or 190–255; CH 9 Shutter 2 at 0–5 or 190–255



Read the manual before use



Do not stare into the light



Indoor use only

# 3 Safety instructions



Read the manual before use



Do not stare into the light



Indoor use only

**⚠ WARNING**

- This device is intended for professional use. Installation, connection, setup and maintenance must be carried out only by suitably qualified persons who have read this manual.
- Use the device only for its intended purpose and as described in this manual.
- Do not open the housing and do not modify or tamper with the device. Refer all repairs to an authorized service center.
- Do not use the device if its housing, power or data cable, or a connector is damaged, if the device has been dropped, or if liquid or a foreign object has entered it. In such a case, have it checked by a service center.
- Disconnect the device from the power supply before cleaning, maintenance or any work on the connections.
- After moving the device from a cold to a warm environment, let it reach room temperature before switching it on to prevent condensation inside.
- The device is not a toy; keep it out of the reach of children.

**⚠ WARNING**

- This device is designed for indoor use only. Protect it from rain, splashing water, moisture and dust, and do not place containers with liquids on it.
- Do not operate the device in high humidity, near water, or where condensation can form on it.

**⚠ CAUTION**

- This device emits intense light. Do not look directly into the light source or the beam at close range; doing so may damage your eyes.
- Do not aim the beam at the eyes of people or animals at close range, and do not view the light source through optical instruments (binoculars, camera lenses).
- Do not aim the beam at flammable or heat-sensitive materials at close range.

**⚠ CAUTION**

- Strobe and fast flashing light effects can trigger epileptic seizures in susceptible people (photosensitive epilepsy) and can cause nausea or disorientation.
- Inform the audience and performers in advance that strobe effects will be used, for example with a notice at the entrance, and do not use them longer than necessary.

> ⚠ **WARNING**
>
> - The moving parts of the device (for example the head or arms) can move quickly and unexpectedly at any time – after power-on, during a reset, or on a command from the controller.
> - Keep yourself and any objects out of the range of movement. While the device is switched on, do not touch the moving parts, move them by hand, or obstruct their movement; this can cause injury (pinching) and damage the drive.
> - Do not carry the device by its moving parts. If the device has a transport lock, engage it before transport and release it before switching on.

# 4 Product description

**Range of movement**

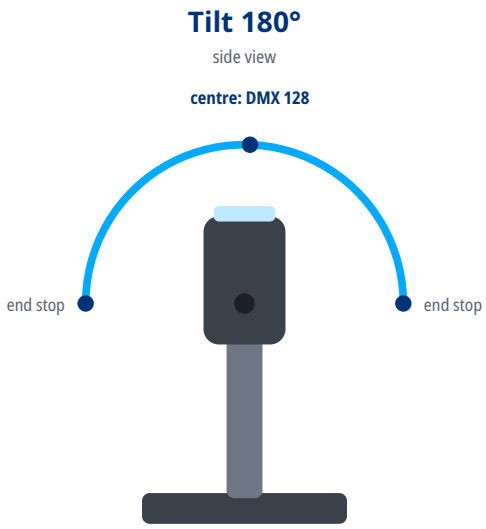


# 5 Installation

> ⚠ **WARNING**
>
> - Rigging must be carried out only by qualified persons in accordance with applicable regulations, in particular those for work at height.
> - The supporting structure and fixings must safely carry the weight of all suspended devices; verify their load capacity in advance.
> - Weight of the device: 14.4 kg.
> - Use suitable mounting hardware (for example truss clamps) and tighten all screw connections properly.
> - Always secure the suspended device against falling with a safety cable of adequate load capacity, routed through a fixed point of the device and around the supporting structure.
> - During installation and removal, keep people out of the area below the work position.
> - Regularly inspect the fixings and the safety cable for damage, corrosion and loosening.

# 6 Connections

- Use shielded cable designed for DMX512 with an impedance of 110 Ω. Ordinary microphone cable is not suitable for DMX, especially over longer distances.

- Connect the devices in a daisy chain: connect the DMX OUT of one device to the DMX IN of the next. Do not split the line with Y-cables or wire it in a star; the line may be split only with a DMX splitter.
- Connect the shield to pin 1 only. Do not connect the shield (ground) to the metal shell of the connector; this can cause short circuits or erratic behavior.
- XLR pin assignment: pin 1 – shield (ground), pin 2 – Data- (Data Complement), pin 3 – Data+ (Data True). On 5-pin connectors, pins 4 and 5 are not connected; a 5-pin connector can be connected to a 3-pin one with a cable adapter.
- Terminate the end of the line (for impedance matching): plug an XLR connector with a 120 Ω, ¼ W resistor between pins 2 and 3 into the DMX OUT of the last device. This reduces the risk of erratic behavior.
- Connect no more than 32 devices to one DMX line. For more devices or longer runs, use a DMX splitter or booster.

**DMX line**

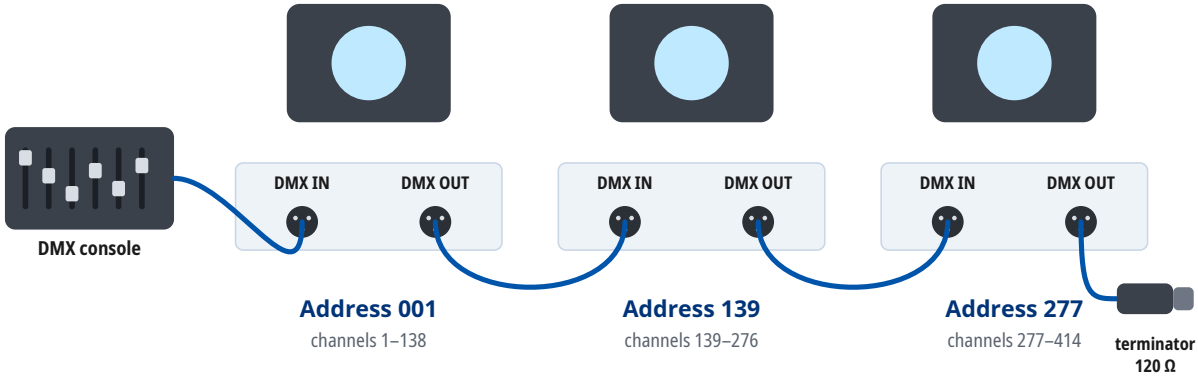


Mode7 - 138Ch: every unit occupies 138 channels from its address. At most 32 units on one line; for more units or longer runs use a DMX splitter. A 120 Ω terminator closes the last DMX OUT.

# 7 Operation

**Setting the DMX address**

- The device occupies as many consecutive channels in the DMX universe as the selected DMX mode uses, starting at the set start address.
- Number of channels occupied in the DMX mode “Mode8 - 208Ch”: 208.
- Choose start addresses so that the channels of individual devices do not overlap and the last occupied channel does not exceed 512. Devices with the same start address and mode respond identically.
- For several devices in a row in the DMX mode “Mode8 - 208Ch”, you can use, for example, the start addresses 1, 209.
- The DMX mode set on the device must match the fixture profile (personality) used in the controller.

# 8 Functions at a glance

## Functions in each DMX mode

| | Mode1 - 18Ch<br>18 channels | Mode2 - 33Ch<br>33 channels | Mode3 - 56Ch<br>56 channels | Mode 4 - 76ch<br>76 channels | Mode5 - 112Ch<br>112 channels | Mode6 - 114Ch<br>114 channels | Mode7 - 138Ch<br>138 channels | Mode8 - 208Ch<br>208 channels |
|---|---|---|---|---|---|---|---|---|
| Pan / Tilt | 1 | 1 | 1 | 1 | 1 | 1 | 1 | 1 |
| Dimmer | 5 | 5 | 5 | 5 | 5 | 5 | 5 | 5 |
| Shutter / strobe | 7, 8 | 7–10 | 7–20 | 7–10 | 7–10 | 7–10 | 7–10 | 7–10 |
| Color mixing | 9–13 | 11–26 | 21–36 | 17–76 | 13–112 | 11–14, 19–114 | 11–138 | 17–208 |
| Color temperature | 18 | 31 | | | | | | |
| Color wheel | | 32, 33 | 51–56 | 15, 16 | | 17, 18 | | 15, 16 |
| Effects / macros | 14–17 | 27–30 | 37–50 | 11–14 | 11, 12 | 15, 16 | | 11–14 |
| Pixel control | | ✓ | ✓ | 12 + 12 cells | 24 cells | 96 cells | 24 + 32 cells | 24 + 96 cells |

## Color wheel 1



## Color wheel 2

1 8000K - CTC
DMX 6–9

2 7500K - CTC
DMX 10–14

3 6500K - CTC
DMX 15–19

4 6000K - CTC
DMX 20–24

5 5600K - CTC
DMX 25–29

6 5000K - CTC
DMX 30–34

7 4500K - CTC
DMX 35–39

8 4000K - CTC
DMX 40–44

9 3500K - CTC
DMX 45–49

10 3200K - CTC
DMX 50–54

11 3000K - CTC
DMX 55–59

12 2700K - CTC
DMX 60–64

13 2500K - CTC
DMX 65–69

14 2000K
DMX 70–75

15 Red - Color
DMX 100–105

16 Green - Color
DMX 106–109

17 Blue - Color
DMX 110–114

18 Cyan - Color
DMX 115–119

19 Magenta - Color
DMX 120–124

20 Yellow - Color
DMX 125–129

21 Lime - Color
DMX 130–134

22 Congo Blue - Color
DMX 135–139

23 Medium Pink - Color
DMX 140–144

24 Lavender - Color
DMX 145–149

25 Fire - Color
DMX 150–154

26 Orange - Color
DMX 155–159

27 Amber - Color
DMX 160–164

28 UV
DMX 165–170

29 Open

## Strobe rate

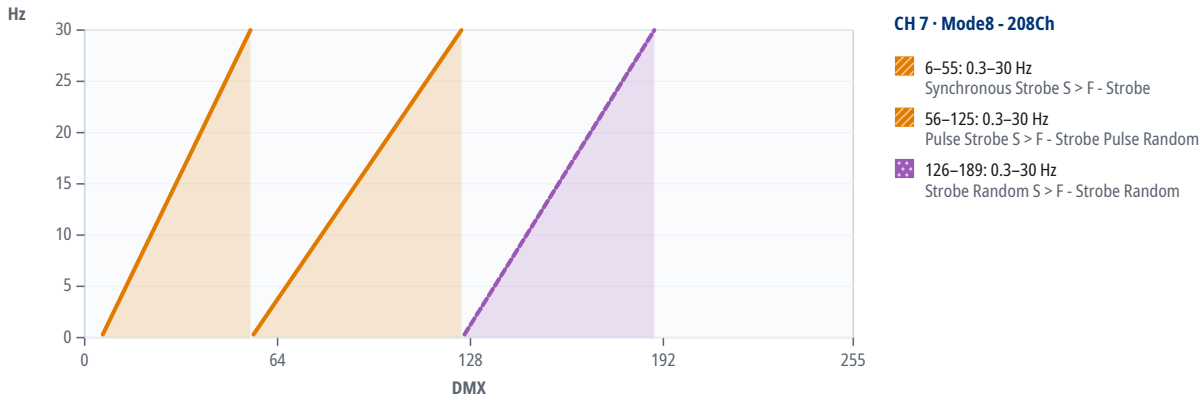


**CH 7 · Mode8 - 208Ch**

6–55: 0.3–30 Hz
Synchronous Strobe S > F - Strobe

56–125: 0.3–30 Hz
Pulse Strobe S > F - Strobe Pulse Random

126–189: 0.3–30 Hz
Strobe Random S > F - Strobe Random

### Cells (pixels)



Cells where the GDTF file places them (seen from above), 120 in all in the mode “Mode8 - 208Ch”.

# 9 DMX channels

### Units in one DMX universe




### Start addresses of 20 units in the mode “Mode8 - 208Ch”

| Unit | Start address | Unit | Start address | Unit | Start address | Unit | Start address |
|---|---|---|---|---|---|---|---|
| 1 | 1 | 6 | U3 · 209 | 11 | U6 · 1 | 16 | U8 · 209 |
| 2 | 209 | 7 | U4 · 1 | 12 | U6 · 209 | 17 | U9 · 1 |
| 3 | U2 · 1 | 8 | U4 · 209 | 13 | U7 · 1 | 18 | U9 · 209 |
| 4 | U2 · 209 | 9 | U5 · 1 | 14 | U7 · 209 | 19 | U10 · 1 |
| 5 | U3 · 1 | 10 | U5 · 209 | 15 | U8 · 1 | 20 | U10 · 209 |

Where a DMX universe is full, the next units continue in the next universe: “U2 · 1” is address 1 in the second universe, counted from the universe of the first unit.

## Mode1 - 18Ch

16-bit parameters use two channels, coarse and fine: value = 256 × coarse value + fine value.

If the device receives DMX in this mode but gives no light, check these channels: CH 5 Dimmer above 0; CH 7 Shutter 1 at 0–5 or 190–255; CH 8 Shutter 2 at 0–5 or 190–255. The GDTF file gives these values for a console's Highlight function: CH 5 Dimmer 255, CH 7 Shutter 1 0, CH 9 Red 255, CH 10 Green 255, CH 11 Blue 255, CH 12 Warm White 255, CH 13 White 255.

### Channel functions at a glance

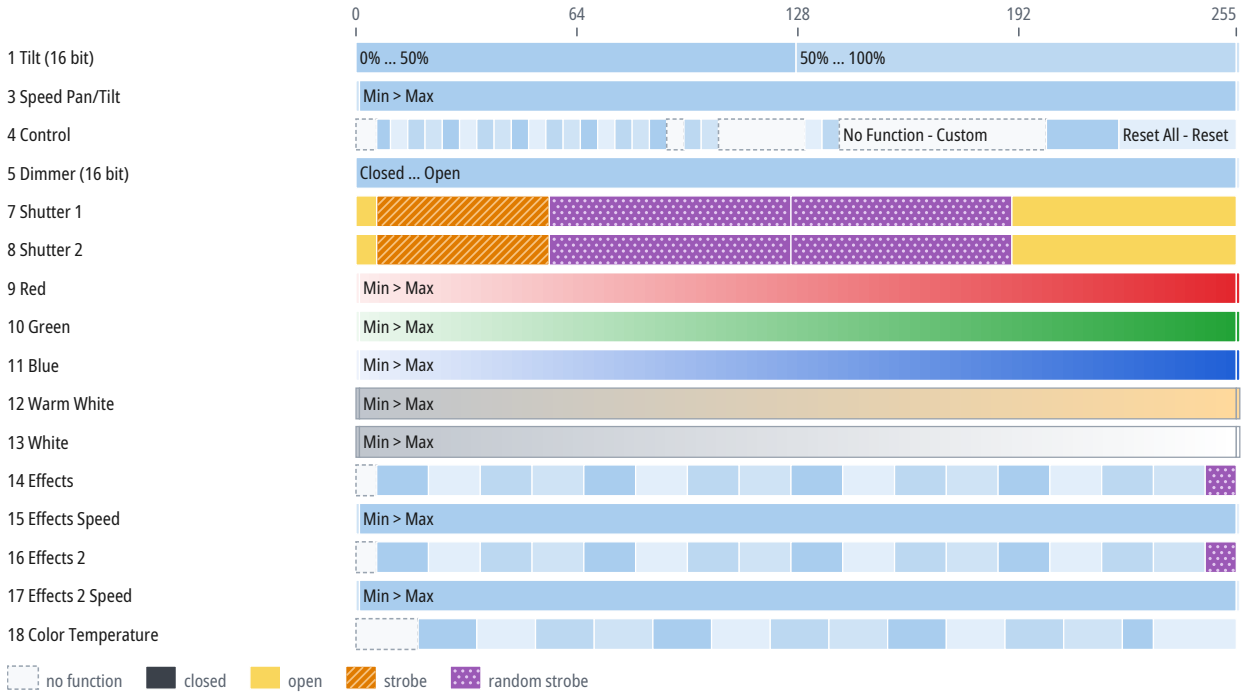


| CH | Function | DMX | Description |
|---|---|---|---|
| **1** | Tilt | 0–127 | 0% ... 50% |
| | | 127 | 50% |
| | | 128–255 | 50% ... 100% |
| | | 255 | 100% |
| **2** | Tilt Fine | 0–255 | Fine adjustment of CH 1 |
| **3** | Speed Pan/Tilt | | P/T SPEED |
| | | 0 | Min |
| | | 1–254 | Min > Max |
| | | 255 | Max |
| **4** | Control | 0–5 | No Function - Custom |
| | | 6–9 | Linear Dimmer Curve - Custom |
| | | 10–14 | Square Law Dimmer - Custom |
| | | 15–19 | Inverse Square Dimmer - Custom |
| | | 20–24 | S-Curve Law Dimmer - Custom |
| | | 25–29 | Dimmer Speed Fast - Speed |
| | | 30–34 | Dimmer Speed Smooth - Speed |
| | | 35–39 | LED Frequency 400Hz - Custom |

| CH | Function | DMX | Description |
|---|---|---|---|
| **4** | Control (continued) | 40–44 | LED Frequency 1200Hz - Custom |
| | | 45–49 | LED Frequency 2000Hz - Custom |
| | | 50–54 | LED Frequency 4000Hz - Custom |
| | | 55–59 | LED Frequency 6000Hz - Custom |
| | | 60–64 | LED Frequency 8000Hz - Custom |
| | | 65–69 | LED Frequency 16000Hz - Custom |
| | | 70–74 | LED Frequency 20000Hz - Custom |
| | | 75–79 | Fan Mode - Auto - Custom |
| | | 80–84 | Fan Mode - Quiet - Custom |
| | | 85–89 | Fan Mode - Performance - Custom |
| | | 90–94 | No Function - Custom |
| | | 95–99 | Invert Plate (RGB+WW) Off - Custom |
| | | 100–104 | Invert Plate (RGB+WW) On - Custom |
| | | 105–129 | No Function - Custom |
| | | 130–134 | Invert Beam (CW) Off - Custom |
| | | 135–139 | Invert Beam (CW) On - Custom |
| | | 140–199 | No Function - Custom |
| | | 200–220 | Reset Tilt - Reset |
| | | 221–255 | Reset All - Reset |
| **5** | Dimmer | 0–255 | Closed … Open |
| | | 255 | Open |
| **6** | Dimmer Fine | 0–255 | Fine adjustment of CH 5 |
| **7** | Shutter 1 | 0–5 | Plate Open: Open - Shutter Open |
| | | 6–55 | Synchronous Strobe S > F - Strobe (0.3–30 Hz) |
| | | 56–125 | Pulse Strobe S > F - Strobe Pulse Random (0.3–30 Hz) |
| | | 126–189 | Strobe Random S > F - Strobe Random (0.3–30 Hz) |
| | | 190–255 | PLATE OPEN: Open - Shutter Open |
| **8** | Shutter 2 | 0–5 | TUBE OPEN: Open - Shutter Open |
| | | 6–55 | Synchronous Strobe S > F - Strobe (0.3–30 Hz) |
| | | 56–125 | Pulse Strobe S > F - Strobe Pulse Random (0.3–30 Hz) |
| | | 126–189 | Strobe Random S > F - Strobe Random (0.3–30 Hz) |
| | | 190–255 | TUBE OPEN: Open - Shutter Open |
| **9** | Red | 0 | Min |
| | | 1–254 | Min > Max |
| | | 255 | Max |
| **10** | Green | 0 | Min |
| | | 1–254 | Min > Max |
| | | 255 | Max |
| **11** | Blue | 0 | Min |
| | | 1–254 | Min > Max |
| | | 255 | Max |
| **12** | Warm White | 0 | Min |

| CH | Function | DMX | Description |
|---|---|---|---|
| **12** | Warm White (continued) | 1–254 | Min > Max |
| | | 255 | Max |
| **13** | White | | BEAM WHITE |
| | | 0 | Min |
| | | 1–254 | Min > Max |
| | | 255 | Max |
| **14** | Effects | 0–5 | No Effect - Custom |
| | | 6–20 | Macro Effect 1 - Macro |
| | | 21–35 | Macro Effect 2 - Macro |
| | | 36–50 | Macro Effect 3 - Macro |
| | | 51–65 | Macro Effect 4 - Macro |
| | | 66–80 | Macro Effect 5 - Macro |
| | | 81–95 | Macro Effect 6 - Macro |
| | | 96–110 | Macro Effect 7 - Macro |
| | | 111–125 | Macro Effect 8 - Macro |
| | | 126–140 | Macro Effect 9 - Macro |
| | | 141–155 | Macro Effect 10 - Macro |
| | | 156–170 | Macro Effect 11 - Macro |
| | | 171–185 | Macro Effect 12 - Macro |
| | | 186–200 | Macro Effect 13 - Macro |
| | | 201–215 | Macro Effect 14 - Macro |
| | | 216–230 | Macro Effect 15 - Macro |
| | | 231–245 | Macro Effect 16 - Macro |
| | | 246–255 | Macro Effect Scroll - Rotate Random |
| **15** | Effects Speed | | PLATE MACRO FX SPEED |
| | | 0 | Min |
| | | 1–254 | Min > Max |
| | | 255 | Max |
| **16** | Effects 2 | 0–5 | No Effect - Custom |
| | | 6–20 | Macro Effect 1 - Macro |
| | | 21–35 | Macro Effect 2 - Macro |
| | | 36–50 | Macro Effect 3 - Macro |
| | | 51–65 | Macro Effect 4 - Macro |
| | | 66–80 | Macro Effect 5 - Macro |
| | | 81–95 | Macro Effect 6 - Macro |
| | | 96–110 | Macro Effect 7 - Macro |
| | | 111–125 | Macro Effect 8 - Macro |
| | | 126–140 | Macro Effect 9 - Macro |
| | | 141–155 | Macro Effect 10 - Macro |
| | | 156–170 | Macro Effect 11 - Macro |
| | | 171–185 | Macro Effect 12 - Macro |
| | | 186–200 | Macro Effect 13 - Macro |

| CH | Function | DMX | Description |
|---|---|---|---|
| **16** | Effects 2 (continued) | 201–215 | Macro Effect 14 - Macro |
| | | 216–230 | Macro Effect 15 - Macro |
| | | 231–245 | Macro Effect 16 - Macro |
| | | 246–255 | Macro Effect Scroll - Rotate Random |
| **17** | Effects 2 Speed | | BEAM MACRO FX SPEED |
| | | 0 | Min |
| | | 1–254 | Min > Max |
| | | 255 | Max |
| **18** | Color Temperature | 0–17 | Disabled - Custom |
| | | 18–34 | 8000K - CTC |
| | | 35–51 | 7500K - CTC |
| | | 52–68 | 6500K - CTC |
| | | 69–85 | 6000K - CTC |
| | | 86–102 | 5600K - CTC |
| | | 103–119 | 5000K - CTC |
| | | 120–136 | 4500K - CTC |
| | | 137–153 | 4000K - CTC |
| | | 154–170 | 3500K - CTC |
| | | 171–187 | 3200K - CTC |
| | | 188–204 | 3000K - CTC |
| | | 205–230 | 2700K - CTC |
| | | 231–255 | 2000K (Tungsten Effect) - CTC |

## Mode2 - 33Ch

16-bit parameters use two channels, coarse and fine: value = 256 × coarse value + fine value.

If the device receives DMX in this mode but gives no light, check these channels: CH 5 Dimmer above 0; CH 7 Shutter at 0–5 or 190–255; CH 9 Shutter 2 at 0–5 or 190–255. The GDTF file gives these values for a console's Highlight function: CH 5 Dimmer 255, CH 7 Shutter 0, CH 9 Shutter 2 0, CH 11 Red 1 255, CH 12 Green 1 255, CH 13 Blue 1 255, CH 14 Warm White 1 255, CH 15 Red 2 255, CH 16 Green 2 255, CH 17 Blue 2 255, CH 18 Warm White 2 255, CH 19 Red 3 255, CH 20 Green 3 255, CH 21 Blue 3 255, CH 22 Warm White 3 255, CH 23 White 1 255, CH 24 White 2 255, CH 25 White 3 255, CH 26 White 4 255.

### Channel functions at a glance

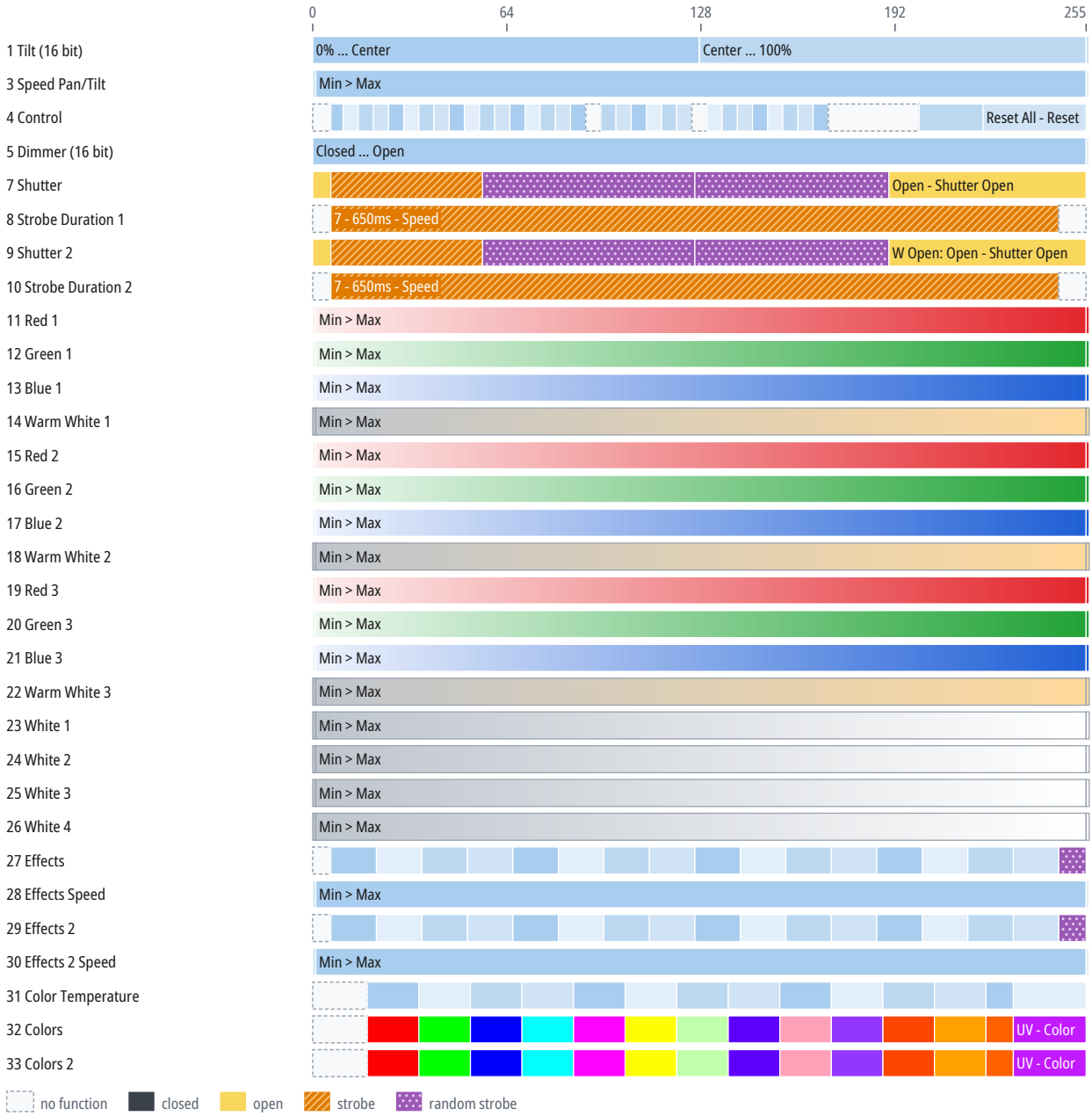

| CH | Function | DMX | Description |
|---|---|---|---|
| **1** | Tilt | 0–127 | 0% ... Center |
| | | 127 | Center |
| | | 128–255 | Center ... 100% |
| | | 255 | 100% |
| **2** | Tilt Fine | 0–255 | Fine adjustment of CH 1 |
| **3** | Speed Pan/Tilt | | Same as CH 3 in the mode “Mode1 - 18Ch” (p. 11) |
| **4** | Control | 0–5 | No Function - Custom |
| | | 6–9 | Linear Dimmer Curve - Custom |
| | | 10–14 | Square Law Dimmer - Custom |
| | | 15–19 | Inverse Square Dimmer - Custom |
| | | 20–24 | S-Curve Law Dimmer - Custom |
| | | 25–29 | Dimmer Speed Fast - Speed |
| | | 30–34 | Dimmer Speed Smooth - Speed |
| | | 35–39 | LED Frequency 400Hz - Custom |
| | | 40–44 | LED Frequency 1200Hz - Custom |
| | | 45–49 | LED Frequency 2000Hz - Custom |
| | | 50–54 | LED Frequency 4000Hz - Custom |
| | | 55–59 | LED Frequency 6000Hz - Custom |
| | | 60–64 | LED Frequency 8000Hz - Custom |
| | | 65–69 | LED Frequency 16000Hz - Custom |
| | | 70–74 | LED Frequency 20000Hz - Custom |
| | | 75–79 | Fan Mode - Auto - Custom |
| | | 80–84 | Fan Mode - Quiet - Custom |
| | | 85–89 | Fan Mode - Performance - Custom |
| | | 90–94 | No Function - Custom |
| | | 95–99 | Invert Plate 1 (RGB+WW) Off - Custom |
| | | 100–104 | Invert Plate 1 (RGB+WW) On - Custom |
| | | 105–109 | Invert Plate 2 (RGB+WW) Off - Custom |
| | | 110–114 | Invert Plate 2 (RGB+WW) On - Custom |
| | | 115–119 | Invert Plate 3 (RGB+WW) Off - Custom |
| | | 120–124 | Invert Plate 3 (RGB+WW) On - Custom |
| | | 125–129 | No Function - Custom |
| | | 130–134 | Invert Beam 1 (CW) Off - Custom |
| | | 135–139 | Invert Beam 1 (CW) On - Custom |
| | | 140–144 | Invert Beam 2 (CW) Off - Custom |
| | | 145–149 | Invert Beam 2 (CW) On - Custom |
| | | 150–154 | Invert Beam 3 (CW) Off - Custom |
| | | 155–159 | Invert Beam 3 (CW) On - Custom |
| | | 160–164 | Invert Beam 4 (CW) Off - Custom |
| | | 165–169 | Invert Beam 4 (CW) On - Custom |

| CH | Function | DMX | Description |
|---|---|---|---|
| **4** | Control (continued) | 170–199 | No Function - Custom |
| | | 200–220 | Reset Tilt - Reset |
| | | 221–255 | Reset All - Reset |
| **5** | Dimmer | | Same as CH 5 in the mode “Mode1 - 18Ch” (p. 12) |
| **6** | Dimmer Fine | 0–255 | Fine adjustment of CH 5 |
| **7** | Shutter | 0–5 | RBWW Open: Open - Shutter Open |
| | | 6–55 | Synchronous Strobe S > F - Strobe (0.3–30 Hz) |
| | | 56–125 | Pulse Strobe S > F - Strobe Pulse Random (0.3–30 Hz) |
| | | 126–189 | Strobe Random S > F - Strobe Random (0.3–30 Hz) |
| | | 190–255 | Open - Shutter Open |
| **8** | Strobe Duration 1 | 0–5 | Disabled - Custom |
| | | 6–245 | 7 - 650ms - Speed (7–650 s) |
| | | 246–255 | Disabled - Custom |
| **9** | Shutter 2 | 0–5 | W Open: Open - Shutter Open |
| | | 6–55 | Synchronous Strobe S > F - Strobe (0.3–30 Hz) |
| | | 56–125 | Pulse Strobe S > F - Strobe Pulse Random (0.3–30 Hz) |
| | | 126–189 | Strobe Random S > F - Strobe Random (0.3–30 Hz) |
| | | 190–255 | W Open: Open - Shutter Open |
| **10** | Strobe Duration 2 | 0–5 | Disabled - Custom |
| | | 6–245 | 7 - 650ms - Speed (7–650 s) |
| | | 246–255 | Disabled - Custom |
| **11** | Red 1 | 0 | Min |
| | | 1–254 | Min > Max |
| | | 255 | Max |
| **12** | Green 1 | 0 | Min |
| | | 1–254 | Min > Max |
| | | 255 | Max |
| **13** | Blue 1 | 0 | Min |
| | | 1–254 | Min > Max |
| | | 255 | Max |
| **14** | Warm White 1 | | WARM WHITE |
| | | 0 | Min |
| | | 1–254 | Min > Max |
| | | 255 | Max |
| **15** | Red 2 | 0 | Min |
| | | 1–254 | Min > Max |
| | | 255 | Max |
| **16** | Green 2 | 0 | Min |
| | | 1–254 | Min > Max |
| | | 255 | Max |
| **17** | Blue 2 | 0 | Min |

| CH | Function | DMX | Description |
|---|---|---|---|
| **17** | Blue 2 (continued) | 1–254 | Min > Max |
| | | 255 | Max |
| **18** | Warm White 2 | | WARM WHITE |
| | | 0 | Min |
| | | 1–254 | Min > Max |
| | | 255 | Max |
| **19** | Red 3 | 0 | Min |
| | | 1–254 | Min > Max |
| | | 255 | Max |
| **20** | Green 3 | 0 | Min |
| | | 1–254 | Min > Max |
| | | 255 | Max |
| **21** | Blue 3 | 0 | Min |
| | | 1–254 | Min > Max |
| | | 255 | Max |
| **22** | Warm White 3 | | WARM WHITE |
| | | 0 | Min |
| | | 1–254 | Min > Max |
| | | 255 | Max |
| **23** | White 1 | | BEAM WHITE |
| | | 0 | Min |
| | | 1–254 | Min > Max |
| | | 255 | Max |
| **24** | White 2 | | BEAM WHITE |
| | | 0 | Min |
| | | 1–254 | Min > Max |
| | | 255 | Max |
| **25** | White 3 | | BEAM WHITE |
| | | 0 | Min |
| | | 1–254 | Min > Max |
| | | 255 | Max |
| **26** | White 4 | | BEAM WHITE |
| | | 0 | Min |
| | | 1–254 | Min > Max |
| | | 255 | Max |
| **27** | Effects | | Same as CH 14 in the mode “Mode1 - 18Ch” (p. 13) |
| **28** | Effects Speed | | Same as CH 15 in the mode “Mode1 - 18Ch” (p. 13) |
| **29** | Effects 2 | | Same as CH 16 in the mode “Mode1 - 18Ch” (p. 13) |
| **30** | Effects 2 Speed | | Same as CH 17 in the mode “Mode1 - 18Ch” (p. 14) |
| **31** | Color Temperature | | Same as CH 18 in the mode “Mode1 - 18Ch” (p. 14) |
| **32** | Colors | 0–17 | No Effect - Custom |

| CH | Function | DMX | Description |
|---|---|---|---|
| **32** | Colors (continued) | 18–34 | Red - Color |
| | | 35–51 | Green - Color |
| | | 52–68 | Blue - Color |
| | | 69–85 | Cyan - Color |
| | | 86–102 | Magenta - Color |
| | | 103–119 | Yellow - Color |
| | | 120–136 | Lime - Color |
| | | 137–153 | Congo Blue - Color |
| | | 154–170 | Medium Pink - Color |
| | | 171–187 | Lavender - Color |
| | | 188–204 | Fire - Color |
| | | 205–221 | Orange - Color |
| | | 222–230 | Amber - Color |
| | | 231–255 | UV - Color |
| **33** | Colors 2 | 0–17 | No Effect - Custom |
| | | 18–34 | Red - Color |
| | | 35–51 | Green - Color |
| | | 52–68 | Blue - Color |
| | | 69–85 | Cyan - Color |
| | | 86–102 | Magenta - Color |
| | | 103–119 | Yellow - Color |
| | | 120–136 | Lime - Color |
| | | 137–153 | Congo Blue - Color |
| | | 154–170 | Medium Pink - Color |
| | | 171–187 | Lavender - Color |
| | | 188–204 | Fire - Color |
| | | 205–221 | Orange - Color |
| | | 222–230 | Amber - Color |
| | | 231–255 | UV - Color |

## Mode3 - 56Ch

16-bit parameters use two channels, coarse and fine: value = 256 × coarse value + fine value.

If the device receives DMX in this mode but gives no light, check these channels: CH 5 Dimmer above 0; CH 7 Shutter 1 at 0–5 or 190–255; CH 9 Shutter 2 1 at 0–5 or 190–255; CH 11 Shutter 3 1 at 0–5 or 190–255; CH 13 Shutter 2 at 0–5 or 190–255; CH 15 Shutter 2 2 at 0–5 or 190–255; CH 17 Shutter 3 2 at 0–5 or 190–255; CH 19 Shutter 4 at 0–5 or 190–255. The GDTF file gives these values for a console's Highlight function: CH 5 Dimmer 255, CH 7 Shutter 1 0, CH 9 Shutter 2 1 0, CH 11 Shutter 3 1 0, CH 13 Shutter 2 0, CH 15 Shutter 2 2 0, CH 17 Shutter 3 2 0, CH 19 Shutter 4 0, CH 21 Red 1 255, CH 22 Green 1 255, CH 23 Blue 1 255, CH 24 Warm White 1 255, CH 25 Red 2 255, CH 26 Green 2 255, CH 27 Blue 2 255, CH 28 Warm White 2 255, CH 29 Red 3 255, CH 30 Green 3 255, CH 31 Blue 3 255, CH 32 Warm White 3 255, CH 33 White 1 255, CH 34 White 2 255, CH 35 White 3 255, CH 36 White 4 255.

### Channel functions at a glance

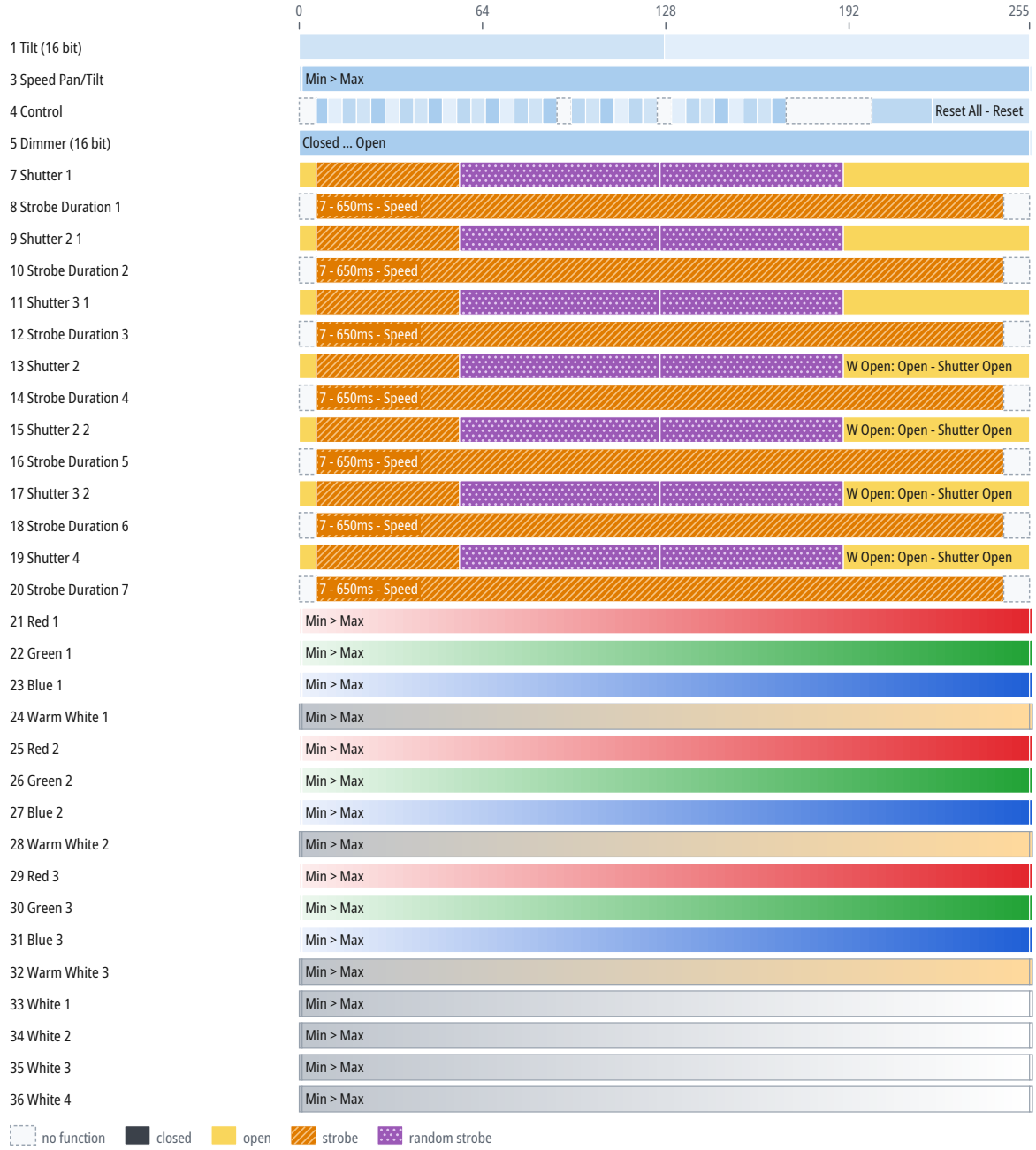

## Channel functions at a glance




| CH | Function | DMX | Description |
|---|---|---|---|
| **1** | Tilt | 0–127 | TILT |
| | | 127 | Home |
| | | 128–255 | TILT |
| **2** | Tilt Fine | 0–255 | Fine adjustment of CH 1 |
| **3** | Speed Pan/Tilt | | Same as CH 3 in the mode “Mode1 - 18Ch” (p. 11) |
| **4** | Control | 0–5 | No Function - Custom |
| | | 6–9 | Linear Dimmer Curve - Custom |
| | | 10–14 | Square Law Dimmer - Custom |
| | | 15–19 | Inverse Square Dimmer - Custom |
| | | 20–24 | S-Curve Law Dimmer - Custom |
| | | 25–29 | Dimmer Speed Fast - Speed |
| | | 30–34 | Dimmer Speed Smooth - Speed |
| | | 35–39 | LED Frequency 400Hz - Custom |
| | | 40–44 | LED Frequency 1200Hz - Custom |
| | | 45–49 | LED Frequency 2000Hz - Custom |
| | | 50–54 | LED Frequency 4000Hz - Custom |
| | | 55–59 | LED Frequency 6000Hz - Custom |
| | | 60–64 | LED Frequency 8000Hz - Custom |
| | | 65–69 | LED Frequency 16000Hz - Custom |
| | | 70–74 | LED Frequency 20000Hz - Custom |

| CH | Function | DMX | Description |
|---|---|---|---|
| **4** | Control (continued) | 75–79 | Fan Mode - Auto - Custom |
| | | 80–84 | Fan Mode - Quiet - Custom |
| | | 85–89 | Fan Mode - Performance - Custom |
| | | 90–94 | No Function - Custom |
| | | 95–99 | Invert Plate 1 (RGB+WW) Off - Custom |
| | | 100–104 | Invert Plate 1 (RGB+WW) On - Custom |
| | | 105–109 | Invert Plate 2 (RGB+WW) Off - Custom |
| | | 110–114 | Invert Plate 2 (RGB+WW) On - Custom |
| | | 115–119 | Invert Plate 3 (RGB+WW) Off - Custom |
| | | 120–124 | Invert Plate 3 (RGB+WW) On - Custom |
| | | 125–129 | No Functrion: No Function - Custom |
| | | 130–134 | Invert Beam 1 (CW) Off - Custom |
| | | 135–139 | Invert Beam 1 (CW) On - Custom |
| | | 140–144 | Invert Beam 2 (CW) Off - Custom |
| | | 145–149 | Invert Beam 2 (CW) On - Custom |
| | | 150–154 | Invert Beam 3 (CW) Off - Custom |
| | | 155–159 | Invert Beam 3 (CW) On - Custom |
| | | 160–164 | Invert Beam 4 (CW) Off - Custom |
| | | 165–169 | Invert Beam 4 (CW) On - Custom |
| | | 170–199 | No Function - Custom |
| | | 200–220 | Reset Tilt - Reset |
| | | 221–255 | Reset All - Reset |
| **5** | Dimmer | | Same as CH 5 in the mode “Mode1 - 18Ch” (p. 12) |
| **6** | Dimmer Fine | 0–255 | Fine adjustment of CH 5 |
| **7** | Shutter 1 | 0–5 | RGBWW Open: Open - Shutter Open |
| | | 6–55 | Synchronous Strobe S > F - Strobe (0.3–30 Hz) |
| | | 56–125 | Pulse Strobe S > F - Strobe Pulse Random (0.3–30 Hz) |
| | | 126–189 | Strobe Random S > F - Strobe Random (0.3–30 Hz) |
| | | 190–255 | RGBWW Open: Open - Shutter Open |
| **8** | Strobe Duration 1 | | Same as CH 8 in the mode “Mode2 - 33Ch” (p. 17) |
| **9** | Shutter 2 1 | 0–5 | RGBWW open: Open - Shutter Open |
| | | 6–55 | Synchronous Strobe S > F - Strobe (0.3–30 Hz) |
| | | 56–125 | Pulse Strobe S > F - Strobe Pulse Random (0.3–30 Hz) |
| | | 126–189 | Strobe Random S > F - Strobe Random (0.3–30 Hz) |
| | | 190–255 | RGBWW Open: Open - Shutter Open |
| **10** | Strobe Duration 2 | | Same as CH 10 in the mode “Mode2 - 33Ch” (p. 17) |
| **11** | Shutter 3 1 | 0–5 | RGBWW Open: Open - Shutter Open |
| | | 6–55 | Synchronous Strobe S > F - Strobe (0.3–30 Hz) |
| | | 56–125 | Pulse Strobe S > F - Strobe Pulse Random (0.3–30 Hz) |
| | | 126–189 | Strobe Random S > F - Strobe Random (0.3–30 Hz) |
| | | 190–255 | RGBWW Open: Open - Shutter Open |
| **12** | Strobe Duration 3 | 0–5 | Disabled - Custom |

| CH | Function | DMX | Description |
|---|---|---|---|
| 12 | Strobe Duration 3 (continued) | 6–245 | 7 - 650ms - Speed (7–650 s) |
| | | 246–255 | No Function: Disabled - Custom |
| 13 | Shutter 2 | 0–5 | W Open: Open - Shutter Open |
| | | 6–55 | Synchronous Strobe S > F - Strobe (0.3–30 Hz) |
| | | 56–125 | Pulse Strobe S > F - Strobe Pulse Random (0.3–30 Hz) |
| | | 126–189 | Strobe Random S > F - Strobe Random (0.3–30 Hz) |
| | | 190–255 | W Open: Open - Shutter Open |
| 14 | Strobe Duration 4 | 0–5 | Disabled - Custom |
| | | 6–245 | 7 - 650ms - Speed (7–650 s) |
| | | 246–255 | Disabled - Custom |
| 15 | Shutter 2 2 | 0–5 | W Open: Open - Shutter Open |
| | | 6–55 | Synchronous Strobe S > F - Strobe (0.3–30 Hz) |
| | | 56–125 | Pulse Strobe S > F - Strobe Pulse Random (0.3–30 Hz) |
| | | 126–189 | Strobe Random S > F - Strobe Random (0.3–30 Hz) |
| | | 190–255 | W Open: Open - Shutter Open |
| 16 | Strobe Duration 5 | 0–5 | Disabled - Custom |
| | | 6–245 | 7 - 650ms - Speed (7–650 s) |
| | | 246–255 | Disabled - Custom |
| 17 | Shutter 3 2 | 0–5 | W Open: Open - Shutter Open |
| | | 6–55 | Synchronous Strobe S > F - Strobe (0.3–30 Hz) |
| | | 56–125 | Pulse Strobe S > F - Strobe Pulse Random (0.3–30 Hz) |
| | | 126–189 | Strobe Random S > F - Strobe Random (0.3–30 Hz) |
| | | 190–255 | W Open: Open - Shutter Open |
| 18 | Strobe Duration 6 | 0–5 | Disabled - Custom |
| | | 6–245 | 7 - 650ms - Speed (7–650 s) |
| | | 246–255 | Disabled - Custom |
| 19 | Shutter 4 | 0–5 | W Open: Open - Shutter Open |
| | | 6–55 | Synchronous Strobe S > F - Strobe (0.3–30 Hz) |
| | | 56–125 | Pulse Strobe S > F - Strobe Pulse Random (0.3–30 Hz) |
| | | 126–189 | Strobe Random S > F - Strobe Random (0.3–30 Hz) |
| | | 190–255 | W Open: Open - Shutter Open |
| 20 | Strobe Duration 7 | 0–5 | Disabled - Custom |
| | | 6–245 | 7 - 650ms - Speed (7–650 s) |
| | | 246–255 | Disabled - Custom |
| 21 | Red 1 | | Same as CH 11 in the mode “Mode2 - 33Ch” (p. 17) |
| 22 | Green 1 | | Same as CH 12 in the mode “Mode2 - 33Ch” (p. 17) |
| 23 | Blue 1 | | Same as CH 13 in the mode “Mode2 - 33Ch” (p. 17) |
| 24 | Warm White 1 | | Same as CH 14 in the mode “Mode2 - 33Ch” (p. 17) |
| 25 | Red 2 | | Same as CH 15 in the mode “Mode2 - 33Ch” (p. 17) |
| 26 | Green 2 | | Same as CH 16 in the mode “Mode2 - 33Ch” (p. 17) |
| 27 | Blue 2 | | Same as CH 17 in the mode “Mode2 - 33Ch” (p. 17) |
| 28 | Warm White 2 | | Same as CH 18 in the mode “Mode2 - 33Ch” (p. 18) |

| CH | Function | DMX | Description |
|---|---|---|---|
| **29** | Red 3 | | Same as CH 19 in the mode “Mode2 - 33Ch” (p. 18) |
| **30** | Green 3 | | Same as CH 20 in the mode “Mode2 - 33Ch” (p. 18) |
| **31** | Blue 3 | | Same as CH 21 in the mode “Mode2 - 33Ch” (p. 18) |
| **32** | Warm White 3 | | Same as CH 22 in the mode “Mode2 - 33Ch” (p. 18) |
| **33** | White 1 | | Same as CH 23 in the mode “Mode2 - 33Ch” (p. 18) |
| **34** | White 2 | | Same as CH 24 in the mode “Mode2 - 33Ch” (p. 18) |
| **35** | White 3 | | Same as CH 25 in the mode “Mode2 - 33Ch” (p. 18) |
| **36** | White 4 | | Same as CH 26 in the mode “Mode2 - 33Ch” (p. 18) |
| **37** | Effects | | Same as CH 14 in the mode “Mode1 - 18Ch” (p. 13) |
| **38** | Effects Speed | | Same as CH 15 in the mode “Mode1 - 18Ch” (p. 13) |
| **39** | Effects 2 | | Same as CH 16 in the mode “Mode1 - 18Ch” (p. 13) |
| **40** | Effects 2 Speed | | PLATE MACRO FX SPEED |
| | | 0 | Min |
| | | 1–254 | Min > Max |
| | | 255 | Max |
| **41** | Effects 3 | 0–5 | No Effect - Custom |
| | | 6–20 | Macro Effect 1 - Macro |
| | | 21–35 | Macro Effect 2 - Macro |
| | | 36–50 | Macro Effect 3 - Macro |
| | | 51–65 | Macro Effect 4 - Macro |
| | | 66–80 | Macro Effect 5 - Macro |
| | | 81–95 | Macro Effect 6 - Macro |
| | | 96–110 | Macro Effect 7 - Macro |
| | | 111–125 | Macro Effect 8 - Macro |
| | | 126–140 | Macro Effect 9 - Macro |
| | | 141–155 | Macro Effect 10 - Macro |
| | | 156–170 | Macro Effect 11 - Macro |
| | | 171–185 | Macro Effect 12 - Macro |
| | | 186–200 | Macro Effect 13 - Macro |
| | | 201–215 | Macro Effect 14 - Macro |
| | | 216–230 | Macro Effect 15 - Macro |
| | | 231–245 | Macro Effect 16 - Macro |
| | | 246–255 | Macro Effect Scroll - Rotate Random |
| **42** | Effects 3 Speed | | PLATE MACRO FX SPEED |
| | | 0 | Min |
| | | 1–254 | Min > Max |
| | | 255 | Max |
| **43** | Effects 4 | 0–5 | No Effect - Custom |
| | | 6–20 | Macro Effect 1 - Macro |
| | | 21–35 | Macro Effect 2 - Macro |
| | | 36–50 | Macro Effect 3 - Macro |
| | | 51–65 | Macro Effect 4 - Macro |

| CH | Function | DMX | Description |
|---|---|---|---|
| **43** | Effects 4 (continued) | 66–80 | Macro Effect 5 - Macro |
| | | 81–95 | Macro Effect 6 - Macro |
| | | 96–110 | Macro Effect 7 - Macro |
| | | 111–125 | Macro Effect 8 - Macro |
| | | 126–140 | Macro Effect 9 - Macro |
| | | 141–155 | Macro Effect 10 - Macro |
| | | 156–170 | Macro Effect 11 - Macro |
| | | 171–185 | Macro Effect 12 - Macro |
| | | 186–200 | Macro Effect 13 - Macro |
| | | 201–215 | Macro Effect 14 - Macro |
| | | 216–230 | Macro Effect 15 - Macro |
| | | 231–246 | Macro Effect 16 - Macro |
| | | 247–255 | Macro Effect Scroll - Rotate Random |
| **44** | Effects 4 Speed | | Beam Macro FX Speed |
| | | 0 | Min |
| | | 1–254 | Min > Max |
| | | 255 | Max |
| **45** | Effects 5 | 0–5 | No Effect - Custom |
| | | 6–20 | Macro Effect 1 - Macro |
| | | 21–35 | Macro Effect 2 - Macro |
| | | 36–50 | Macro Effect 3 - Macro |
| | | 51–65 | Macro Effect 4 - Macro |
| | | 66–80 | Macro Effect 5 - Macro |
| | | 81–95 | Macro Effect 6 - Macro |
| | | 96–110 | Macro Effect 7 - Macro |
| | | 111–125 | Macro Effect 8 - Macro |
| | | 126–140 | Macro Effect 9 - Macro |
| | | 141–155 | Macro Effect 10 - Macro |
| | | 156–170 | Macro Effect 11 - Macro |
| | | 171–185 | Macro Effect 12 - Macro |
| | | 186–200 | Macro Effect 13 - Macro |
| | | 201–215 | Macro Effect 14 - Macro |
| | | 216–230 | Macro Effect 15 - Macro |
| | | 231–246 | Macro Effect 16 - Macro |
| | | 247–255 | Macro Effect Scroll - Rotate Random |
| **46** | Effects 5 Speed | | Beam Macro FX Speed |
| | | 0 | Min |
| | | 1–254 | Min > Max |
| | | 255 | Max |
| **47** | Effects 6 | 0–5 | No Effect - Custom |
| | | 6–20 | Macro Effect 1 - Macro |
| | | 21–35 | Macro Effect 2 - Macro |

| CH | Function | DMX | Description |
|---|---|---|---|
| **47** | Effects 6 (continued) | 36–50 | Macro Effect 3 - Macro |
| | | 51–65 | Macro Effect 4 - Macro |
| | | 66–80 | Macro Effect 5 - Macro |
| | | 81–95 | Macro Effect 6 - Macro |
| | | 96–110 | Macro Effect 7 - Macro |
| | | 111–125 | Macro Effect 8 - Macro |
| | | 126–140 | Macro Effect 9 - Macro |
| | | 141–155 | Macro Effect 10 - Macro |
| | | 156–170 | Macro Effect 11 - Macro |
| | | 171–185 | Macro Effect 12 - Macro |
| | | 186–200 | Macro Effect 13 - Macro |
| | | 201–215 | Macro Effect 14 - Macro |
| | | 216–230 | Macro Effect 15 - Macro |
| | | 231–246 | Macro Effect 16 - Macro |
| | | 247–255 | Macro Effect Scroll - Rotate Random |
| **48** | Effects 6 Speed | | Beam Macro FX Speed |
| | | 0 | Min |
| | | 1–254 | Min > Max |
| | | 255 | Max |
| **49** | Effects 7 | 0–5 | No Effect - Custom |
| | | 6–20 | Macro Effect 1 - Macro |
| | | 21–35 | Macro Effect 2 - Macro |
| | | 36–50 | Macro Effect 3 - Macro |
| | | 51–65 | Macro Effect 4 - Macro |
| | | 66–80 | Macro Effect 5 - Macro |
| | | 81–95 | Macro Effect 6 - Macro |
| | | 96–110 | Macro Effect 7 - Macro |
| | | 111–125 | Macro Effect 8 - Macro |
| | | 126–140 | Macro Effect 9 - Macro |
| | | 141–155 | Macro Effect 10 - Macro |
| | | 156–170 | Macro Effect 11 - Macro |
| | | 171–185 | Macro Effect 12 - Macro |
| | | 186–200 | Macro Effect 13 - Macro |
| | | 201–215 | Macro Effect 14 - Macro |
| | | 216–230 | Macro Effect 15 - Macro |
| | | 231–246 | Macro Effect 16 - Macro |
| | | 247–255 | Macro Effect Scroll - Rotate Random |
| **50** | Effects 7 Speed | | Beam Macro FX Speed |
| | | 0 | Min |
| | | 1–254 | Min > Max |
| | | 255 | Max |
| **51** | Colors | 0–5 | No Function - Custom |

| CH | Function | DMX | Description |
|---|---|---|---|
| **51** | Colors (continued) | 6–9 | 8000K - CTC |
| | | 10–14 | 7500K - CTC |
| | | 15–19 | 6500K - CTC |
| | | 20–24 | 6000K - CTC |
| | | 25–29 | 5600K - CTC |
| | | 30–34 | 5000K - CTC |
| | | 35–39 | 4500K - CTC |
| | | 40–44 | 4000K - CTC |
| | | 45–49 | 3500K - CTC |
| | | 50–54 | 3200K - CTC |
| | | 55–59 | 3000K - CTC |
| | | 60–64 | 2700K - CTC |
| | | 65–69 | 2500K - CTC |
| | | 70–74 | 2000K - CTC |
| | | 75–99 | Disabled: No Function - Custom |
| | | 100–105 | Red - Color |
| | | 106–109 | Green - Color |
| | | 110–114 | Blue - Color |
| | | 115–119 | Cyan - Color |
| | | 120–124 | Magenta - Color |
| | | 125–129 | Yellow - Color |
| | | 130–134 | Lime - Color |
| | | 135–139 | Congo Blue - Color |
| | | 140–144 | Medium Pink - Color |
| | | 145–149 | Lavender - Color |
| | | 150–154 | Fire - Color |
| | | 155–159 | Orange - Color |
| | | 160–164 | Amber - Color |
| | | 165–169 | UV - Color |
| | | 170–255 | No Function - Custom |
| **52** | Colors 2 | 0–5 | Disabled: No Function - Custom |
| | | 6–9 | 8000K - CTC |
| | | 10–14 | 7500K - CTC |
| | | 15–19 | 6500K - CTC |
| | | 20–24 | 6000K - CTC |
| | | 25–29 | 5600K - CTC |
| | | 30–34 | 5000K - CTC |
| | | 35–39 | 4500K - CTC |
| | | 40–44 | 4000K - CTC |
| | | 45–49 | 3500K - CTC |
| | | 50–54 | 3200K - CTC |
| | | 55–59 | 3000K - CTC |

| CH | Function | DMX | Description |
|---|---|---|---|
| **52** | Colors 2 (continued) | 60–64 | 2700K - CTC |
| | | 65–69 | 2500K - CTC |
| | | 70–74 | 2000K - CTC |
| | | 75–99 | Disabled: No Function - Custom |
| | | 100–105 | Red - Color |
| | | 106–109 | Green - Color |
| | | 110–114 | Blue - Color |
| | | 115–119 | Cyan - Color |
| | | 120–124 | Magenta - Color |
| | | 125–129 | Yellow - Color |
| | | 130–134 | Lime - Color |
| | | 135–139 | Congo Blue - Color |
| | | 140–144 | Medium Pink - Color |
| | | 145–149 | Lavender - Color |
| | | 150–154 | Fire - Color |
| | | 155–159 | Orange - Color |
| | | 160–164 | Amber - Color |
| | | 165–169 | UV - Color |
| | | 170–255 | No Function - Custom |
| **53** | Colors 3 | 0–5 | Disabled: No Function - Custom |
| | | 6–9 | 8000K - CTC |
| | | 10–14 | 7500K - CTC |
| | | 15–19 | 6500K - CTC |
| | | 20–24 | 6000K - CTC |
| | | 25–29 | 5600K - CTC |
| | | 30–34 | 5000K - CTC |
| | | 35–39 | 4500K - CTC |
| | | 40–44 | 4000K - CTC |
| | | 45–49 | 3500K - CTC |
| | | 50–54 | 3200K - CTC |
| | | 55–59 | 3000K - CTC |
| | | 60–64 | 2700K - CTC |
| | | 65–69 | 2500K - CTC |
| | | 70–74 | 2000K - CTC |
| | | 75–99 | Disabled: No Function - Custom |
| | | 100–105 | Red - Color |
| | | 106–109 | Green - Color |
| | | 110–114 | Blue - Color |
| | | 115–119 | Cyan - Color |
| | | 120–124 | Magenta - Color |
| | | 125–129 | Yellow - Color |
| | | 130–134 | Lime - Color |

| CH | Function | DMX | Description |
|---|---|---|---|
| **53** | Colors 3 (continued) | 135–139 | Congo Blue - Color |
| | | 140–144 | Medium Pink - Color |
| | | 145–149 | Lavender - Color |
| | | 150–154 | Fire - Color |
| | | 155–159 | Orange - Color |
| | | 160–164 | Amber - Color |
| | | 165–169 | UV - Color |
| | | 170–255 | No Function - Custom |
| **54** | Colors 4 | 0–5 | Disabled: No Function - Custom |
| | | 6–9 | 8000K - CTC |
| | | 10–14 | 7500K - CTC |
| | | 15–19 | 6500K - CTC |
| | | 20–24 | 6000K - CTC |
| | | 25–29 | 5600K - CTC |
| | | 30–34 | 5000K - CTC |
| | | 35–39 | 4500K - CTC |
| | | 40–44 | 4000K - CTC |
| | | 45–49 | 3500K - CTC |
| | | 50–54 | 3200K - CTC |
| | | 55–59 | 3000K - CTC |
| | | 60–64 | 2700K - CTC |
| | | 65–69 | 2500K - CTC |
| | | 70–74 | 2000K - CTC |
| | | 75–99 | Disabled: No Function - Custom |
| | | 100–105 | Red - Color |
| | | 106–109 | Green - Color |
| | | 110–114 | Blue - Color |
| | | 115–119 | Cyan - Color |
| | | 120–124 | Magenta - Color |
| | | 125–129 | Yellow - Color |
| | | 130–134 | Lime - Color |
| | | 135–139 | Congo Blue - Color |
| | | 140–144 | Medium Pink - Color |
| | | 145–149 | Lavender - Color |
| | | 150–154 | Fire - Color |
| | | 155–159 | Orange - Color |
| | | 160–164 | Amber - Color |
| | | 165–169 | UV - Color |
| | | 170–255 | No Functon: No Function - Custom |
| **55** | Colors 5 | 0–5 | Disabled: No Function - Custom |
| | | 6–9 | 8000K - CTC |
| | | 10–14 | 7500K - CTC |

| CH | Function | DMX | Description |
|---|---|---|---|
| **55** | Colors 5 (continued) | 15–19 | 6500K - CTC |
| | | 20–24 | 6000K - CTC |
| | | 25–29 | 5600K - CTC |
| | | 30–34 | 5000K - CTC |
| | | 35–39 | 4500K - CTC |
| | | 40–44 | 4000K - CTC |
| | | 45–49 | 3500K - CTC |
| | | 50–54 | 3200K - CTC |
| | | 55–59 | 3000K - CTC |
| | | 60–64 | 2700K - CTC |
| | | 65–69 | 2500K - CTC |
| | | 70–74 | 2000K - CTC |
| | | 75–99 | Disabled: No Function - Custom |
| | | 100–105 | Red - Color |
| | | 106–109 | Green - Color |
| | | 110–114 | Blue - Color |
| | | 115–119 | Cyan - Color |
| | | 120–124 | Magenta - Color |
| | | 125–129 | Yellow - Color |
| | | 130–134 | Lime - Color |
| | | 135–139 | Congo Blue - Color |
| | | 140–144 | Medium Pink - Color |
| | | 145–149 | Lavender - Color |
| | | 150–154 | Fire - Color |
| | | 155–159 | Orange - Color |
| | | 160–164 | Amber - Color |
| | | 165–169 | UV - Color |
| | | 170–255 | No Function - Custom |
| **56** | Colors 6 | 0–5 | Disabled: No Function - Custom |
| | | 6–9 | 8000K - CTC |
| | | 10–14 | 7500K - CTC |
| | | 15–19 | 6500K - CTC |
| | | 20–24 | 6000K - CTC |
| | | 25–29 | 5600K - CTC |
| | | 30–34 | 5000K - CTC |
| | | 35–39 | 4500K - CTC |
| | | 40–44 | 4000K - CTC |
| | | 45–49 | 3500K - CTC |
| | | 50–54 | 3200K - CTC |
| | | 55–59 | 3000K - CTC |
| | | 60–64 | 2700K - CTC |
| | | 65–69 | 2500K - CTC |

| CH | Function | DMX | Description |
|---|---|---|---|
| **56** | Colors 6 (continued) | 70–74 | 2000K - CTC |
| | | 75–99 | Disabled: No Function - Custom |
| | | 100–105 | Red - Color |
| | | 106–109 | Green - Color |
| | | 110–114 | Blue - Color |
| | | 115–119 | Cyan - Color |
| | | 120–124 | Magenta - Color |
| | | 125–129 | Yellow - Color |
| | | 130–134 | Lime - Color |
| | | 135–139 | Congo Blue - Color |
| | | 140–144 | Medium Pink - Color |
| | | 145–149 | Lavender - Color |
| | | 150–154 | Fire - Color |
| | | 155–159 | Orange - Color |
| | | 160–164 | Amber - Color |
| | | 165–169 | UV - Color |
| | | 170–255 | No Functon: No Function - Custom |

## Mode 4 - 76ch

16-bit parameters use two channels, coarse and fine: value = 256 × coarse value + fine value.

If the device receives DMX in this mode but gives no light, check these channels: CH 5 Dimmer above 0; CH 7 Shutter at 0–5 or 190–255; CH 9 Shutter 2 at 0–5 or 190–255. The GDTF file gives these values for a console's Highlight function: CH 5 Dimmer 255, CH 7 Shutter 0, CH 9 Shutter 2 0, CH 17 Red 255 (the same in each of the 12 cells), CH 18 Green 255 (the same in each of the 12 cells), CH 19 Blue 255 (the same in each of the 12 cells), CH 20 Warm White 255 (the same in each of the 12 cells), CH 65 White 255 (the same in each of the 12 cells).

### Channel functions at a glance

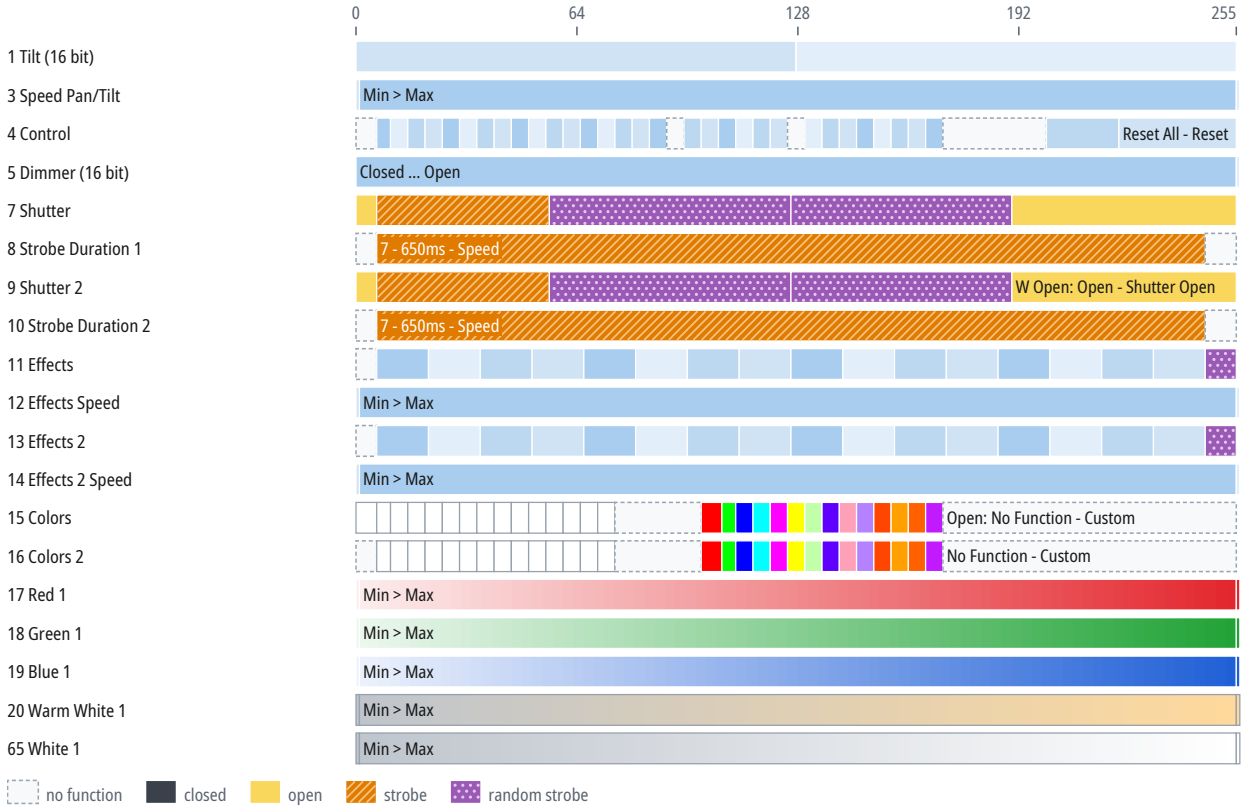


| CH | Function | DMX | Description |
|---|---|---|---|
| **1** | Tilt | | Same as CH 1 in the mode “Mode3 - 56Ch” (p. 21) |
| **2** | Tilt Fine | 0–255 | Fine adjustment of CH 1 |
| **3** | Speed Pan/Tilt | | Same as CH 3 in the mode “Mode1 - 18Ch” (p. 11) |
| **4** | Control | 0–5 | No Function - Custom |
| | | 6–9 | Linear Dimmer Curve - Custom |
| | | 10–14 | Square Law Dimmer - Custom |
| | | 15–19 | Inverse Square Dimmer - Custom |
| | | 20–24 | S-Curve Law Dimmer - Custom |
| | | 25–29 | Dimmer Speed Fast - Speed |
| | | 30–34 | Dimmer Speed Smooth - Speed |
| | | 35–39 | LED Frequency 400Hz - Custom |
| | | 40–44 | LED Frequency 1200Hz - Custom |
| | | 45–49 | LED Frequency 2000Hz - Custom |

| CH | Function | DMX | Description |
|---|---|---|---|
| **4** | Control (continued) | 50–54 | LED Frequency 4000Hz - Custom |
| | | 55–59 | LED Frequency 6000Hz - Custom |
| | | 60–64 | LED Frequency 8000Hz - Custom |
| | | 65–69 | LED Frequency 16000Hz - Custom |
| | | 70–74 | LED Frequency 20000Hz - Custom |
| | | 75–79 | Fan Mode - Auto - Custom |
| | | 80–84 | Fan Mode - Quiet - Custom |
| | | 85–89 | Fan Mode - Performance - Custom |
| | | 90–94 | No Function - Custom |
| | | 95–99 | Invert Plate 1 (RGB+WW) Off - Custom |
| | | 100–104 | Invert Plate 1 (RGB+WW) On - Custom |
| | | 105–109 | Invert Plate 2 (RGB+WW) Off - Custom |
| | | 110–114 | Invert Plate 2 (RGB+WW) On - Custom |
| | | 115–119 | Invert Plate 3 (RGB+WW) Off - Custom |
| | | 120–124 | Invert Plate 3 (RGB+WW) On - Custom |
| | | 125–129 | CONTROL: No Function - Custom |
| | | 130–134 | Invert Beam 1 (CW) Off - Custom |
| | | 135–139 | Invert Beam 1 (CW) On - Custom |
| | | 140–144 | Invert Beam 2 (CW) Off - Custom |
| | | 145–149 | Invert Beam 2 (CW) On - Custom |
| | | 150–154 | Invert Beam 3 (CW) Off - Custom |
| | | 155–159 | Invert Beam 3 (CW) On - Custom |
| | | 160–164 | Invert Beam 4 (CW) Off - Custom |
| | | 165–169 | Invert Beam 4 (CW) On - Custom |
| | | 170–199 | No Function - Custom |
| | | 200–220 | Reset Tilt - Reset |
| | | 221–255 | Reset All - Reset |
| **5** | Dimmer | | Same as CH 5 in the mode “Mode1 - 18Ch” (p. 12) |
| **6** | Dimmer Fine | 0–255 | Fine adjustment of CH 5 |
| **7** | Shutter | 0–5 | RGBWW Open: Open - Shutter Open |
| | | 6–55 | Synchronous Strobe S > F - Strobe (0.3–30 Hz) |
| | | 56–125 | Pulse Strobe S > F - Strobe Pulse Random (0.3–30 Hz) |
| | | 126–189 | Strobe Random S > F - Strobe Random (0.3–30 Hz) |
| | | 190–255 | RGBWW Open: Open - Shutter Open |
| **8** | Strobe Duration 1 | | Same as CH 8 in the mode “Mode2 - 33Ch” (p. 17) |
| **9** | Shutter 2 | | Same as CH 9 in the mode “Mode2 - 33Ch” (p. 17) |
| **10** | Strobe Duration 2 | | Same as CH 10 in the mode “Mode2 - 33Ch” (p. 17) |
| **11** | Effects | | Same as CH 14 in the mode “Mode1 - 18Ch” (p. 13) |
| **12** | Effects Speed | | ALL BEAM MACRO FX SPEED |
| | | 0 | Min |
| | | 1–254 | Min > Max |

| CH | Function | DMX | Description |
|---|---|---|---|
| **12** | Effects Speed (continued) | 255 | Max |
| **13** | Effects 2 | | Same as CH 16 in the mode “Mode1 - 18Ch” (p. 13) |
| **14** | Effects 2 Speed | | ALL PLATE MACRO FX SPEED |
| | | 0 | Min |
| | | 1–254 | Min > Max |
| | | 255 | Max |
| **15** | Colors | 0–5 | RGBWW Plates CTO: Open |
| | | 6–9 | 8000K - CTC |
| | | 10–14 | 7500K - CTC |
| | | 15–19 | 6500K - CTC |
| | | 20–24 | 6000K - CTC |
| | | 25–29 | 5600K - CTC |
| | | 30–34 | 5000K - CTC |
| | | 35–39 | 4500K - CTC |
| | | 40–44 | 4000K - CTC |
| | | 45–49 | 3500K - CTC |
| | | 50–54 | 3200K - CTC |
| | | 55–59 | 3000K - CTC |
| | | 60–64 | 2700K - CTC |
| | | 65–69 | 2500K - CTC |
| | | 70–74 | 2000K - CTC |
| | | 75–99 | Open: No Function - Custom |
| | | 100–105 | Red - Color |
| | | 106–109 | Green - Color |
| | | 110–114 | Blue - Color |
| | | 115–119 | Cyan - Color |
| | | 120–124 | Magenta - Color |
| | | 125–129 | Yellow - Color |
| | | 130–134 | Lime - Color |
| | | 135–139 | Congo Blue - Color |
| | | 140–144 | Medium Pink - Color |
| | | 145–149 | Lavender - Color |
| | | 150–154 | Fire - Color |
| | | 155–159 | Orange - Color |
| | | 160–164 | Amber - Color |
| | | 165–169 | UV - Color |
| | | 170–255 | Open: No Function - Custom |
| **16** | Colors 2 | | Same as CH 52 in the mode “Mode3 - 56Ch” (p. 27) |
| **17** | Red 1 | 0 | Min |
| | | 1–254 | Min > Max |
| | | 255 | Max |

| CH | Function | DMX | Description |
|---|---|---|---|
| **18** | Green 1 | 0 | Min |
| | | 1–254 | Min > Max |
| | | 255 | Max |
| **19** | Blue 1 | 0 | Min |
| | | 1–254 | Min > Max |
| | | 255 | Max |
| **20** | Warm White 1 | | WARM WHITE |
| | | 0 | Min |
| | | 1–254 | Min > Max |
| | | 255 | Max |
| **65** | White 1 | | BEAM WHITE |
| | | 0 | Min |
| | | 1–254 | Min > Max |
| | | 255 | Max |

CH 17–64: 12 cells of 4 channels each. Every cell works as cell 1 in the table above (CH 17–20); the table below gives each cell's channel numbers.

| Cell | Red | Green | Blue | Warm White | Cell | Red | Green | Blue | Warm White |
|---|---|---|---|---|---|---|---|---|---|
| 1 | 17 | 18 | 19 | 20 | 2 | 21 | 22 | 23 | 24 |
| 3 | 25 | 26 | 27 | 28 | 4 | 29 | 30 | 31 | 32 |
| 5 | 33 | 34 | 35 | 36 | 6 | 37 | 38 | 39 | 40 |
| 7 | 41 | 42 | 43 | 44 | 8 | 45 | 46 | 47 | 48 |
| 9 | 49 | 50 | 51 | 52 | 10 | 53 | 54 | 55 | 56 |
| 11 | 57 | 58 | 59 | 60 | 12 | 61 | 62 | 63 | 64 |

CH 65–76: 12 cells of 1 channel each. Every cell works as cell 1 in the table above (CH 65); the table below gives each cell's channel numbers.

| Cell | White | Cell | White | Cell | White | Cell | White | Cell | White | Cell | White |
|---|---|---|---|---|---|---|---|---|---|---|---|
| 1 | 65 | 2 | 66 | 3 | 67 | 4 | 68 | 5 | 69 | 6 | 70 |
| 7 | 71 | 8 | 72 | 9 | 73 | 10 | 74 | 11 | 75 | 12 | 76 |

## Mode5 - 112Ch

16-bit parameters use two channels, coarse and fine: value = 256 × coarse value + fine value.

If the device receives DMX in this mode but gives no light, check these channels: CH 7 Shutter at 0–5 or 190–255; CH 9 Shutter 2 at 0–5 or 190–255. The GDTF file gives these values for a console's Highlight function: CH 5 Dimmer 255, CH 9 Shutter 2 0, CH 13 Red 255 (the same in each of the 24 cells), CH 14 Green 255 (the same in each of the 24 cells), CH 15 Blue 255 (the same in each of the 24 cells), CH 16 Warm White 255 (the same in each of the 24 cells), CH 109 White 1 255, CH 110 White 2 255, CH 111 White 3 255, CH 112 White 4 255.

### Channel functions at a glance




| CH | Function | DMX | Description |
|---|---|---|---|
| **1** | Tilt | | Same as CH 1 in the mode “Mode3 - 56Ch” (p. 21) |
| **2** | Tilt Fine | 0–255 | Fine adjustment of CH 1 |
| **3** | Speed Pan/Tilt | | Same as CH 3 in the mode “Mode1 - 18Ch” (p. 11) |
| **4** | Control | | Same as CH 4 in the mode “Mode1 - 18Ch” (p. 11) |
| **5** | Dimmer | 0 | Min |
| | | 0–255 | Min > Max |
| | | 255 | Max |

| CH | Function | DMX | Description |
|---|---|---|---|
| **6** | Dimmer Fine | 0–255 | Fine adjustment of CH 5 |
| **7** | Shutter | 0–5 | RGBWW Strobe: Open - Shutter Open |
| | | 6–55 | Synchronous Strobe S > F - Strobe (0.3–30 Hz) |
| | | 56–125 | Pulse Strobe S > F - Strobe Pulse Random (0.3–30 Hz) |
| | | 126–189 | Strobe Random S > F - Strobe Random (0.3–30 Hz) |
| | | 190–255 | RGBWW Open: Open - Shutter Open |
| **8** | Strobe Duration 1 | | Same as CH 8 in the mode “Mode2 - 33Ch” (p. 17) |
| **9** | Shutter 2 | 0–5 | W Open: Open - Shutter Open |
| | | 6–55 | Synchronous Strobe S > F - Strobe (0.1–10 Hz) |
| | | 56–125 | Pulse Strobe S > F - Strobe Pulse Random (0.1–10 Hz) |
| | | 126–189 | Strobe Random S > F - Strobe Random (0.1–10 Hz) |
| | | 190–255 | W Open: Open - Shutter Open |
| **10** | Strobe Duration 2 | | Same as CH 10 in the mode “Mode2 - 33Ch” (p. 17) |
| **11** | Effects | | Same as CH 14 in the mode “Mode1 - 18Ch” (p. 13) |
| **12** | Effects Speed | | Same as CH 12 in the mode “Mode 4 - 76ch” (p. 33) |
| **13** | Red 1 | 0 | Min |
| | | 1–254 | Min > Max |
| | | 255 | Max |
| **14** | Green 1 | 0 | Min |
| | | 1–254 | Min > Max |
| | | 255 | Max |
| **15** | Blue 1 | 0 | Min |
| | | 1–254 | Min > Max |
| | | 255 | Max |
| **16** | Warm White 1 | | WARM WHITE |
| | | 0 | Min |
| | | 1–254 | Min > Max |
| | | 255 | Max |
| **109** | White 1 | | Same as CH 23 in the mode “Mode2 - 33Ch” (p. 18) |
| **110** | White 2 | | Same as CH 24 in the mode “Mode2 - 33Ch” (p. 18) |
| **111** | White 3 | | Same as CH 25 in the mode “Mode2 - 33Ch” (p. 18) |
| **112** | White 4 | | Same as CH 26 in the mode “Mode2 - 33Ch” (p. 18) |

CH 13–108: 24 cells of 4 channels each. Every cell works as cell 1 in the table above (CH 13–16); the table below gives each cell's channel numbers.

| Cell | Red | Green | Blue | Warm White | Cell | Red | Green | Blue | Warm White |
|---|---|---|---|---|---|---|---|---|---|
| 1 | 13 | 14 | 15 | 16 | 2 | 17 | 18 | 19 | 20 |
| 3 | 21 | 22 | 23 | 24 | 4 | 25 | 26 | 27 | 28 |
| 5 | 29 | 30 | 31 | 32 | 6 | 33 | 34 | 35 | 36 |
| 7 | 37 | 38 | 39 | 40 | 8 | 41 | 42 | 43 | 44 |
| 9 | 45 | 46 | 47 | 48 | 10 | 49 | 50 | 51 | 52 |
| 11 | 53 | 54 | 55 | 56 | 12 | 57 | 58 | 59 | 60 |

| Cell | Red | Green | Blue | Warm White | Cell | Red | Green | Blue | Warm White |
|---|---|---|---|---|---|---|---|---|---|
| 13 | 61 | 62 | 63 | 64 | 14 | 65 | 66 | 67 | 68 |
| 15 | 69 | 70 | 71 | 72 | 16 | 73 | 74 | 75 | 76 |
| 17 | 77 | 78 | 79 | 80 | 18 | 81 | 82 | 83 | 84 |
| 19 | 85 | 86 | 87 | 88 | 20 | 89 | 90 | 91 | 92 |
| 21 | 93 | 94 | 95 | 96 | 22 | 97 | 98 | 99 | 100 |
| 23 | 101 | 102 | 103 | 104 | 24 | 105 | 106 | 107 | 108 |

## Mode6 - 114Ch

16-bit parameters use two channels, coarse and fine: value = 256 × coarse value + fine value.

If the device receives DMX in this mode but gives no light, check these channels: CH 5 Dimmer above 0; CH 7 Shutter at 0–5 or 190–255; CH 9 Shutter 2 at 0–5 or 190–255. The GDTF file gives these values for a console's Highlight function: CH 5 Dimmer 255, CH 7 Shutter 0, CH 9 Shutter 2 0, CH 11 Red 255, CH 12 Green 255, CH 13 Blue 255, CH 14 Warm White 255, CH 19 White 255 (the same in each of the 96 cells).

### Channel functions at a glance

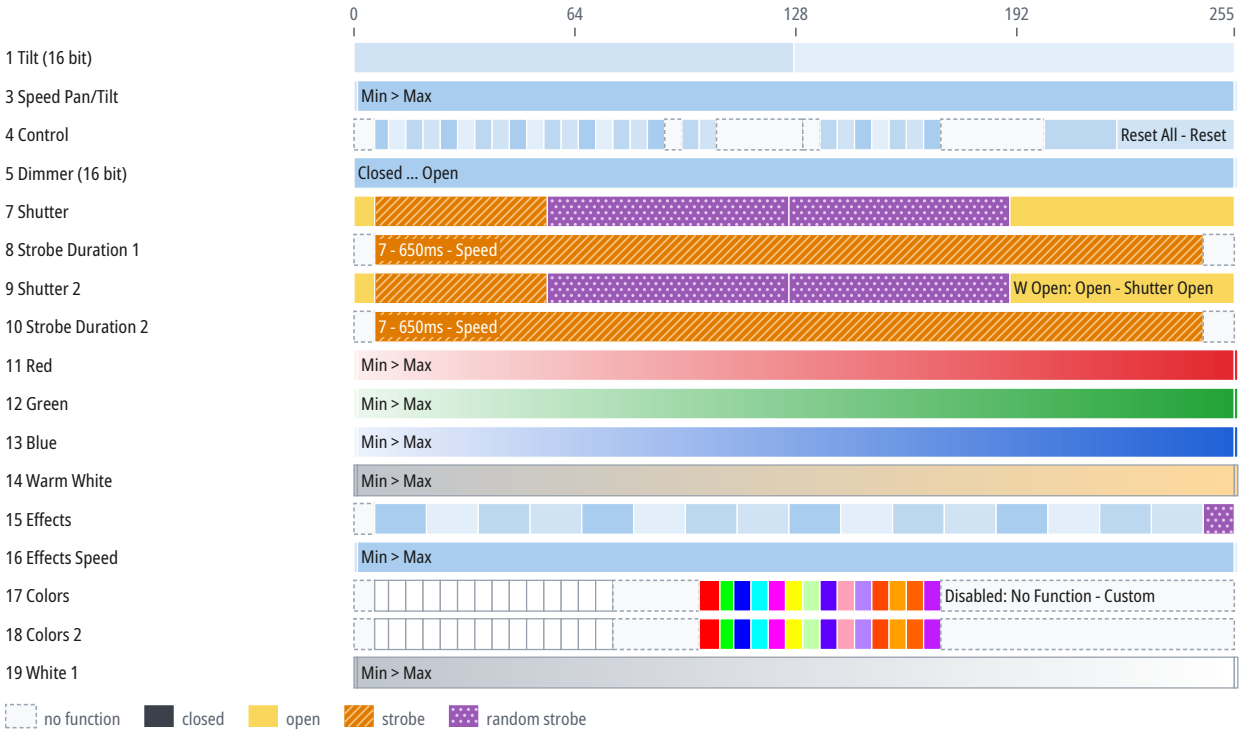


| CH | Function | DMX | Description |
|---|---|---|---|
| **1** | Tilt | | Same as CH 1 in the mode “Mode3 - 56Ch” (p. 21) |
| **2** | Tilt Fine | 0–255 | Fine adjustment of CH 1 |
| **3** | Speed Pan/Tilt | | Same as CH 3 in the mode “Mode1 - 18Ch” (p. 11) |
| **4** | Control | 0–5 | No Function - Custom |
| | | 6–9 | Linear Dimmer Curve - Custom |
| | | 10–14 | Square Law Dimmer - Custom |
| | | 15–19 | Inverse Square Dimmer - Custom |
| | | 20–24 | S-Curve Law Dimmer - Custom |

| CH | Function | DMX | Description |
|---|---|---|---|
| **4** | Control (continued) | 25–29 | Dimmer Speed Fast - Speed |
| | | 30–34 | Dimmer Speed Smooth - Speed |
| | | 35–39 | LED Frequency 400Hz - Custom |
| | | 40–44 | LED Frequency 1200Hz - Custom |
| | | 45–49 | LED Frequency 2000Hz - Custom |
| | | 50–54 | LED Frequency 4000Hz - Custom |
| | | 55–59 | LED Frequency 6000Hz - Custom |
| | | 60–64 | LED Frequency 8000Hz - Custom |
| | | 65–69 | LED Frequency 16000Hz - Custom |
| | | 70–74 | LED Frequency 20000Hz - Custom |
| | | 75–79 | Fan Mode - Auto - Custom |
| | | 80–84 | Fan Mode - Quiet - Custom |
| | | 85–89 | Fan Mode - Performance - Custom |
| | | 90–94 | No Function - Custom |
| | | 95–99 | Invert Plate (RGB+WW) Off - Custom |
| | | 100–104 | Invert Plate (RGB+WW) On - Custom |
| | | 105–129 | No Function - Custom |
| | | 130–134 | No Function 2 |
| | | 135–139 | Invert Beam 1 (CW) Off - Custom |
| | | 140–144 | Invert Beam 2 (CW) Off - Custom |
| | | 145–149 | Invert Beam 2 (CW) On - Custom |
| | | 150–154 | Invert Beam 3 (CW) Off - Custom |
| | | 155–159 | Invert Beam 3 (CW) On - Custom |
| | | 160–164 | Invert Beam 4 (CW) Off - Custom |
| | | 165–169 | Invert Beam 4 (CW) On - Custom |
| | | 170–199 | No Function - Custom |
| | | 200–220 | Reset Tilt - Reset |
| | | 221–255 | Reset All - Reset |
| **5** | Dimmer | | Same as CH 5 in the mode “Mode1 - 18Ch” (p. 12) |
| **6** | Dimmer Fine | 0–255 | Fine adjustment of CH 5 |
| **7** | Shutter | | Same as CH 7 in the mode “Mode 4 - 76ch” (p. 33) |
| **8** | Strobe Duration 1 | | Same as CH 8 in the mode “Mode2 - 33Ch” (p. 17) |
| **9** | Shutter 2 | | Same as CH 9 in the mode “Mode2 - 33Ch” (p. 17) |
| **10** | Strobe Duration 2 | | Same as CH 10 in the mode “Mode2 - 33Ch” (p. 17) |
| **11** | Red | | Same as CH 9 in the mode “Mode1 - 18Ch” (p. 12) |
| **12** | Green | | Same as CH 10 in the mode “Mode1 - 18Ch” (p. 12) |
| **13** | Blue | | Same as CH 11 in the mode “Mode1 - 18Ch” (p. 12) |
| **14** | Warm White | | Same as CH 12 in the mode “Mode1 - 18Ch” (p. 12) |
| **15** | Effects | | Same as CH 14 in the mode “Mode1 - 18Ch” (p. 13) |
| **16** | Effects Speed | | Same as CH 15 in the mode “Mode1 - 18Ch” (p. 13) |
| **17** | Colors | 0–5 | Disabled: No Function - Custom |

| CH | Function | DMX | Description |
|---|---|---|---|
| **17** | Colors (continued) | 6–9 | 8000K - CTC |
| | | 10–14 | 7500K - CTC |
| | | 15–19 | 6500K - CTC |
| | | 20–24 | 6000K - CTC |
| | | 25–29 | 5600K - CTC |
| | | 30–34 | 5000K - CTC |
| | | 35–39 | 4500K - CTC |
| | | 40–44 | 4000K - CTC |
| | | 45–49 | 3500K - CTC |
| | | 50–54 | 3200K - CTC |
| | | 55–59 | 3000K - CTC |
| | | 60–64 | 2700K - CTC |
| | | 65–69 | 2500K - CTC |
| | | 70–74 | 2000K - CTC |
| | | 75–99 | Disabled: No Function - Custom |
| | | 100–105 | Red - Color |
| | | 106–109 | Green - Color |
| | | 110–114 | Blue - Color |
| | | 115–119 | Cyan - Color |
| | | 120–124 | Magenta - Color |
| | | 125–129 | Yellow - Color |
| | | 130–134 | Lime - Color |
| | | 135–139 | Congo Blue - Color |
| | | 140–144 | Medium Pink - Color |
| | | 145–149 | Lavender - Color |
| | | 150–154 | Fire - Color |
| | | 155–159 | Orange - Color |
| | | 160–164 | Amber - Color |
| | | 165–169 | UV - Color |
| | | 170–255 | Disabled: No Function - Custom |
| **18** | Colors 2 | 0–5 | Disabled: No Function - Custom |
| | | 6–9 | 8000K - CTC |
| | | 10–14 | 7500K - CTC |
| | | 15–19 | 6500K - CTC |
| | | 20–24 | 6000K - CTC |
| | | 25–29 | 5600K - CTC |
| | | 30–34 | 5000K - CTC |
| | | 35–39 | 4500K - CTC |
| | | 40–44 | 4000K - CTC |
| | | 45–49 | 3500K - CTC |
| | | 50–54 | 3200K - CTC |
| | | 55–59 | 3000K - CTC |

| CH | Function | DMX | Description |
|---|---|---|---|
| **18** | Colors 2 (continued) | 60–64 | 2700K - CTC |
| | | 65–69 | 2500K - CTC |
| | | 70–74 | 2000K - CTC |
| | | 75–99 | Disabled: No Function - Custom |
| | | 100–105 | Red - Color |
| | | 106–109 | Green - Color |
| | | 110–114 | Blue - Color |
| | | 115–119 | Cyan - Color |
| | | 120–124 | Magenta - Color |
| | | 125–129 | Yellow - Color |
| | | 130–134 | Lime - Color |
| | | 135–139 | Congo Blue - Color |
| | | 140–144 | Medium Pink - Color |
| | | 145–149 | Lavender - Color |
| | | 150–154 | Fire - Color |
| | | 155–159 | Orange - Color |
| | | 160–164 | Amber - Color |
| | | 165–169 | UV - Color |
| | | 170–255 | PLATE BACKGROUND COLOR MACRO: No Function - Custom |
| **19** | White 1 | | BEAM WHITE |
| | | 0 | Min |
| | | 1–254 | Min > Max |
| | | 255 | Max |

CH 19–114: 96 cells of 1 channel each. Every cell works as cell 1 in the table above (CH 19); the table below gives each cell's channel numbers.

| Cell | White | Cell | White | Cell | White | Cell | White | Cell | White | Cell | White |
|---|---|---|---|---|---|---|---|---|---|---|---|
| 1 | 19 | 2 | 20 | 3 | 21 | 4 | 22 | 5 | 23 | 6 | 24 |
| 7 | 25 | 8 | 26 | 9 | 27 | 10 | 28 | 11 | 29 | 12 | 30 |
| 13 | 31 | 14 | 32 | 15 | 33 | 16 | 34 | 17 | 35 | 18 | 36 |
| 19 | 37 | 20 | 38 | 21 | 39 | 22 | 40 | 23 | 41 | 24 | 42 |
| 25 | 43 | 26 | 44 | 27 | 45 | 28 | 46 | 29 | 47 | 30 | 48 |
| 31 | 49 | 32 | 50 | 33 | 51 | 34 | 52 | 35 | 53 | 36 | 54 |
| 37 | 55 | 38 | 56 | 39 | 57 | 40 | 58 | 41 | 59 | 42 | 60 |
| 43 | 61 | 44 | 62 | 45 | 63 | 46 | 64 | 47 | 65 | 48 | 66 |
| 49 | 67 | 50 | 68 | 51 | 69 | 52 | 70 | 53 | 71 | 54 | 72 |
| 55 | 73 | 56 | 74 | 57 | 75 | 58 | 76 | 59 | 77 | 60 | 78 |
| 61 | 79 | 62 | 80 | 63 | 81 | 64 | 82 | 65 | 83 | 66 | 84 |
| 67 | 85 | 68 | 86 | 69 | 87 | 70 | 88 | 71 | 89 | 72 | 90 |
| 73 | 91 | 74 | 92 | 75 | 93 | 76 | 94 | 77 | 95 | 78 | 96 |

| Cell | White | Cell | White | Cell | White | Cell | White | Cell | White | Cell | White |
|---|---|---|---|---|---|---|---|---|---|---|---|
| 79 | 97 | 80 | 98 | 81 | 99 | 82 | 100 | 83 | 101 | 84 | 102 |
| 85 | 103 | 86 | 104 | 87 | 105 | 88 | 106 | 89 | 107 | 90 | 108 |
| 91 | 109 | 92 | 110 | 93 | 111 | 94 | 112 | 95 | 113 | 96 | 114 |

## Mode7 - 138Ch

16-bit parameters use two channels, coarse and fine: value = 256 × coarse value + fine value.

If the device receives DMX in this mode but gives no light, check these channels: CH 5 Dimmer above 0; CH 7 Shutter at 0–5 or 190–255; CH 9 Shutter 2 at 0–5 or 190–255. The GDTF file gives these values for a console's Highlight function: CH 5 Dimmer 255, CH 7 Shutter 0, CH 9 Shutter 2 0, CH 11 Red 255 (the same in each of the 24 cells), CH 12 Green 255 (the same in each of the 24 cells), CH 13 Blue 255 (the same in each of the 24 cells), CH 14 Warm White 255 (the same in each of the 24 cells), CH 107 White 255 (the same in each of the 32 cells).

### Channel functions at a glance

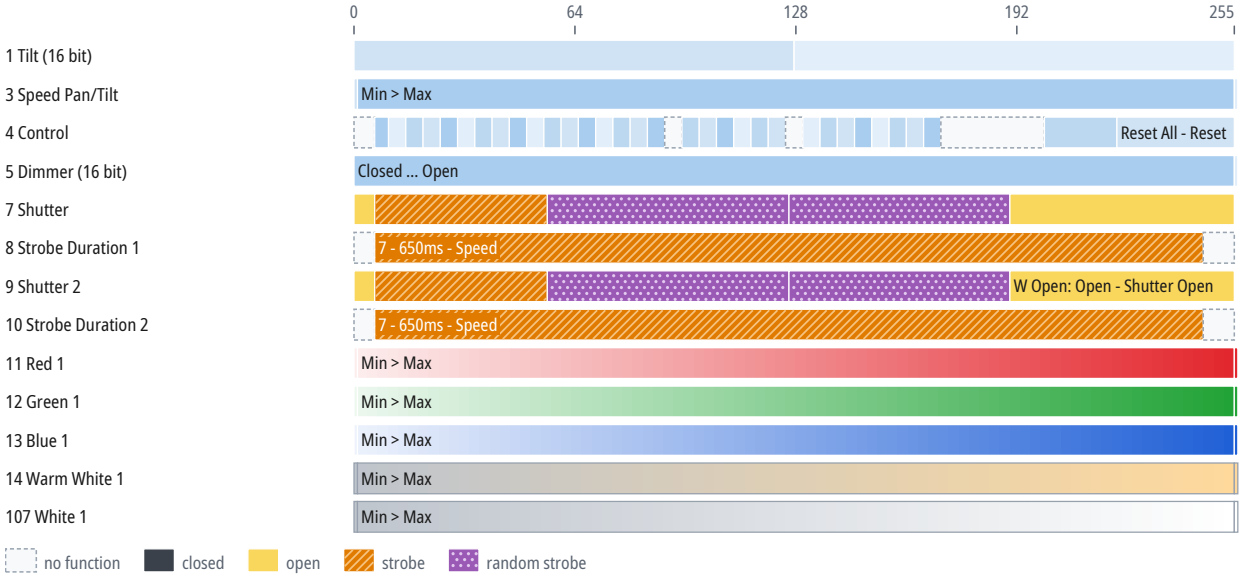


| CH | Function | DMX | Description |
|---|---|---|---|
| **1** | Tilt | | Same as CH 1 in the mode “Mode3 - 56Ch” (p. 21) |
| **2** | Tilt Fine | 0–255 | Fine adjustment of CH 1 |
| **3** | Speed Pan/Tilt | | Same as CH 3 in the mode “Mode1 - 18Ch” (p. 11) |
| **4** | Control | 0–5 | No Function - Custom |
| | | 6–9 | Linear Dimmer Curve - Custom |
| | | 10–14 | Square Law Dimmer - Custom |
| | | 15–19 | Inverse Square Dimmer - Custom |
| | | 20–24 | S-Curve Law Dimmer - Custom |
| | | 25–29 | Dimmer Speed Fast - Speed |
| | | 30–34 | Dimmer Speed Smooth - Speed |
| | | 35–39 | LED Frequency 400Hz - Custom |
| | | 40–44 | LED Frequency 1200Hz - Custom |

| CH | Function | DMX | Description |
|---|---|---|---|
| **4** | Control (continued) | 45–49 | LED Frequency 2000Hz - Custom |
| | | 50–54 | LED Frequency 4000Hz - Custom |
| | | 55–59 | LED Frequency 6000Hz - Custom |
| | | 60–64 | LED Frequency 8000Hz - Custom |
| | | 65–69 | LED Frequency 16000Hz - Custom |
| | | 70–74 | LED Frequency 20000Hz - Custom |
| | | 75–79 | Fan Mode - Auto - Custom |
| | | 80–84 | Fan Mode - Quiet - Custom |
| | | 85–89 | Fan Mode - Performance - Custom |
| | | 90–94 | No Function - Custom |
| | | 95–99 | Invert Plate 1 (RGB+WW) Off - Custom |
| | | 100–104 | Invert Plate 1 (RGB+WW) On - Custom |
| | | 105–109 | Invert Plate 2 (RGB+WW) Off - Custom |
| | | 110–114 | Invert Plate 2 (RGB+WW) On - Custom |
| | | 115–119 | Invert Plate 3 (RGB+WW) Off - Custom |
| | | 120–124 | Invert Plate 3 (RGB+WW) On - Custom |
| | | 125–129 | CONTROL: No Function - Custom |
| | | 130–134 | Invert Beam 1 (CW) Off - Custom |
| | | 135–139 | Invert Beam 1 (CW) On - Custom |
| | | 140–144 | Invert Beam 2 (CW) Off - Custom |
| | | 145–149 | Invert Beam 2 (CW) On - Custom |
| | | 150–154 | Invert Beam 3 (CW) Off - Custom |
| | | 155–159 | Invert Beam 3 (CW) On - Custom |
| | | 160–164 | Invert Beam 4 (CW) Off - Custom |
| | | 165–169 | Invert Beam 4 (CW) On - Custom |
| | | 170–199 | CONTROL: No Function - Custom |
| | | 200–220 | Reset Tilt - Reset |
| | | 221–255 | Reset All - Reset |
| **5** | Dimmer | | Same as CH 5 in the mode “Mode1 - 18Ch” (p. 12) |
| **6** | Dimmer Fine | 0–255 | Fine adjustment of CH 5 |
| **7** | Shutter | | Same as CH 7 in the mode “Mode 4 - 76ch” (p. 33) |
| **8** | Strobe Duration 1 | | Same as CH 8 in the mode “Mode2 - 33Ch” (p. 17) |
| **9** | Shutter 2 | | Same as CH 9 in the mode “Mode2 - 33Ch” (p. 17) |
| **10** | Strobe Duration 2 | | Same as CH 10 in the mode “Mode2 - 33Ch” (p. 17) |
| **11** | Red 1 | 0 | Min |
| | | 1–254 | Min > Max |
| | | 255 | Max |
| **12** | Green 1 | 0 | Min |
| | | 1–254 | Min > Max |
| | | 255 | Max |
| **13** | Blue 1 | 0 | Min |

| CH | Function | DMX | Description |
|---|---|---|---|
| **13** | Blue 1 (continued) | 1–254 | Min > Max |
| | | 255 | Max |
| **14** | Warm White 1 | | WARM WHITE |
| | | 0 | Min |
| | | 1–254 | Min > Max |
| | | 255 | Max |
| **107** | White 1 | | BEAM WHITE |
| | | 0 | Min |
| | | 1–254 | Min > Max |
| | | 255 | Max |

CH 11–106: 24 cells of 4 channels each. Every cell works as cell 1 in the table above (CH 11–14); the table below gives each cell's channel numbers.

| Cell | Red | Green | Blue | Warm White | Cell | Red | Green | Blue | Warm White |
|---|---|---|---|---|---|---|---|---|---|
| 1 | 11 | 12 | 13 | 14 | 2 | 15 | 16 | 17 | 18 |
| 3 | 19 | 20 | 21 | 22 | 4 | 23 | 24 | 25 | 26 |
| 5 | 27 | 28 | 29 | 30 | 6 | 31 | 32 | 33 | 34 |
| 7 | 35 | 36 | 37 | 38 | 8 | 39 | 40 | 41 | 42 |
| 9 | 43 | 44 | 45 | 46 | 10 | 47 | 48 | 49 | 50 |
| 11 | 51 | 52 | 53 | 54 | 12 | 55 | 56 | 57 | 58 |
| 13 | 59 | 60 | 61 | 62 | 14 | 63 | 64 | 65 | 66 |
| 15 | 67 | 68 | 69 | 70 | 16 | 71 | 72 | 73 | 74 |
| 17 | 75 | 76 | 77 | 78 | 18 | 79 | 80 | 81 | 82 |
| 19 | 83 | 84 | 85 | 86 | 20 | 87 | 88 | 89 | 90 |
| 21 | 91 | 92 | 93 | 94 | 22 | 95 | 96 | 97 | 98 |
| 23 | 99 | 100 | 101 | 102 | 24 | 103 | 104 | 105 | 106 |

CH 107–138: 32 cells of 1 channel each. Every cell works as cell 1 in the table above (CH 107); the table below gives each cell's channel numbers.

| Cell | White | Cell | White | Cell | White | Cell | White | Cell | White | Cell | White |
|---|---|---|---|---|---|---|---|---|---|---|---|
| 1 | 107 | 2 | 108 | 3 | 109 | 4 | 110 | 5 | 111 | 6 | 112 |
| 7 | 113 | 8 | 114 | 9 | 115 | 10 | 116 | 11 | 117 | 12 | 118 |
| 13 | 119 | 14 | 120 | 15 | 121 | 16 | 122 | 17 | 123 | 18 | 124 |
| 19 | 125 | 20 | 126 | 21 | 127 | 22 | 128 | 23 | 129 | 24 | 130 |
| 25 | 131 | 26 | 132 | 27 | 133 | 28 | 134 | 29 | 135 | 30 | 136 |
| 31 | 137 | 32 | 138 | | | | | | | | |

## Mode8 - 208Ch

16-bit parameters use two channels, coarse and fine: value = 256 × coarse value + fine value.

If the device receives DMX in this mode but gives no light, check these channels: CH 5 Dimmer above 0; CH 7 Shutter at 0–5 or 190–255; CH 9 Shutter 2 at 0–5 or 190–255. The GDTF file gives these values for a console's Highlight function: CH 5 Dimmer 255, CH 7 Shutter 0, CH 9 Shutter 2 0, CH 17 Red 255 (the same in each of the 24 cells), CH 18 Green 255 (the same in each of the 24 cells), CH 19 Blue 255 (the same in each of the 24 cells), CH 20 Warm White 255 (the same in each of the 24 cells), CH 113 White 255 (the same in each of the 96 cells).

### Channel functions at a glance

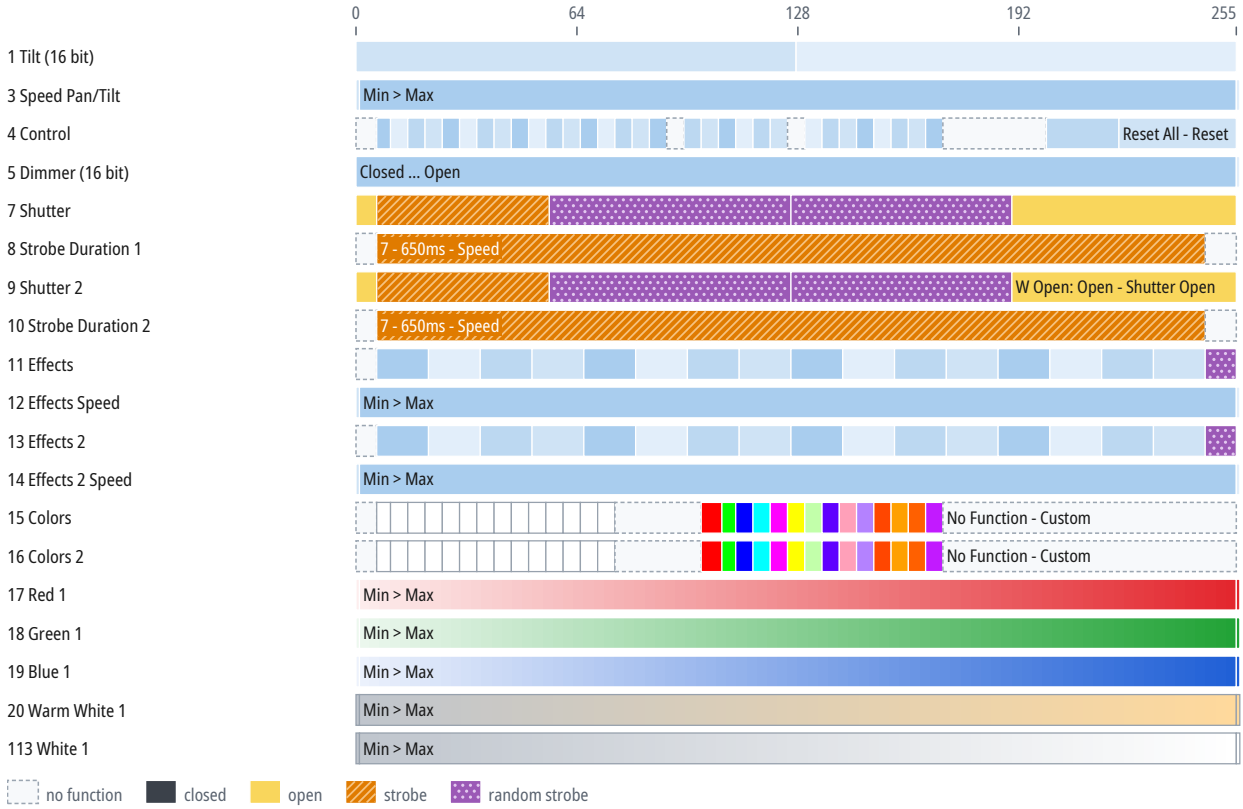


| CH | Function | DMX | Description |
|---|---|---|---|
| **1** | Tilt | | Same as CH 1 in the mode “Mode3 - 56Ch” (p. 21) |
| **2** | Tilt Fine | 0–255 | Fine adjustment of CH 1 |
| **3** | Speed Pan/Tilt | | Same as CH 3 in the mode “Mode1 - 18Ch” (p. 11) |
| **4** | Control | | Same as CH 4 in the mode “Mode 4 - 76ch” (p. 32) |
| **5** | Dimmer | | Same as CH 5 in the mode “Mode1 - 18Ch” (p. 12) |
| **6** | Dimmer Fine | 0–255 | Fine adjustment of CH 5 |
| **7** | Shutter | | Same as CH 7 in the mode “Mode 4 - 76ch” (p. 33) |
| **8** | Strobe Duration 1 | | Same as CH 8 in the mode “Mode2 - 33Ch” (p. 17) |
| **9** | Shutter 2 | | Same as CH 9 in the mode “Mode2 - 33Ch” (p. 17) |
| **10** | Strobe Duration 2 | | Same as CH 10 in the mode “Mode2 - 33Ch” (p. 17) |
| **11** | Effects | | Same as CH 14 in the mode “Mode1 - 18Ch” (p. 13) |
| **12** | Effects Speed | | Same as CH 12 in the mode “Mode 4 - 76ch” (p. 33) |
| **13** | Effects 2 | | Same as CH 16 in the mode “Mode1 - 18Ch” (p. 13) |

| CH | Function | DMX | Description |
|---|---|---|---|
| **14** | Effects 2 Speed | | Same as CH 14 in the mode “Mode 4 - 76ch” (p. 34) |
| **15** | Colors | 0–5 | Disabled: No Function - Custom |
| | | 6–9 | 8000K - CTC |
| | | 10–14 | 7500K - CTC |
| | | 15–19 | 6500K - CTC |
| | | 20–24 | 6000K - CTC |
| | | 25–29 | 5600K - CTC |
| | | 30–34 | 5000K - CTC |
| | | 35–39 | 4500K - CTC |
| | | 40–44 | 4000K - CTC |
| | | 45–49 | 3500K - CTC |
| | | 50–54 | 3200K - CTC |
| | | 55–59 | 3000K - CTC |
| | | 60–64 | 2700K - CTC |
| | | 65–69 | 2500K - CTC |
| | | 70–74 | 2000K - CTC |
| | | 75–99 | Disabled: No Function - Custom |
| | | 100–105 | Red - Color |
| | | 106–109 | Green - Color |
| | | 110–114 | Blue - Color |
| | | 115–119 | Cyan - Color |
| | | 120–124 | Magenta - Color |
| | | 125–129 | Yellow - Color |
| | | 130–134 | Lime - Color |
| | | 135–139 | Congo Blue - Color |
| | | 140–144 | Medium Pink - Color |
| | | 145–149 | Lavender - Color |
| | | 150–154 | Fire - Color |
| | | 155–159 | Orange - Color |
| | | 160–164 | Amber - Color |
| | | 165–169 | UV - Color |
| | | 170–255 | No Function - Custom |
| **16** | Colors 2 | | Same as CH 52 in the mode “Mode3 - 56Ch” (p. 27) |
| **17** | Red 1 | 0 | Min |
| | | 1–254 | Min > Max |
| | | 255 | Max |
| **18** | Green 1 | 0 | Min |
| | | 1–254 | Min > Max |
| | | 255 | Max |
| **19** | Blue 1 | 0 | Min |
| | | 1–254 | Min > Max |
| | | 255 | Max |

| CH | Function | DMX | Description |
|---|---|---|---|
| **20** | Warm White 1 | | WARM WHITE |
| | | 0 | Min |
| | | 1–254 | Min > Max |
| | | 255 | Max |
| **113** | White 1 | | BEAM WHITE |
| | | 0 | Min |
| | | 1–254 | Min > Max |
| | | 255 | Max |

CH 17–112: 24 cells of 4 channels each. Every cell works as cell 1 in the table above (CH 17–20); the table below gives each cell's channel numbers.

| Cell | Red | Green | Blue | Warm White | Cell | Red | Green | Blue | Warm White |
|---|---|---|---|---|---|---|---|---|---|
| 1 | 17 | 18 | 19 | 20 | 2 | 21 | 22 | 23 | 24 |
| 3 | 25 | 26 | 27 | 28 | 4 | 29 | 30 | 31 | 32 |
| 5 | 33 | 34 | 35 | 36 | 6 | 37 | 38 | 39 | 40 |
| 7 | 41 | 42 | 43 | 44 | 8 | 45 | 46 | 47 | 48 |
| 9 | 49 | 50 | 51 | 52 | 10 | 53 | 54 | 55 | 56 |
| 11 | 57 | 58 | 59 | 60 | 12 | 61 | 62 | 63 | 64 |
| 13 | 65 | 66 | 67 | 68 | 14 | 69 | 70 | 71 | 72 |
| 15 | 73 | 74 | 75 | 76 | 16 | 77 | 78 | 79 | 80 |
| 17 | 81 | 82 | 83 | 84 | 18 | 85 | 86 | 87 | 88 |
| 19 | 89 | 90 | 91 | 92 | 20 | 93 | 94 | 95 | 96 |
| 21 | 97 | 98 | 99 | 100 | 22 | 101 | 102 | 103 | 104 |
| 23 | 105 | 106 | 107 | 108 | 24 | 109 | 110 | 111 | 112 |

CH 113–208: 96 cells of 1 channel each. Every cell works as cell 1 in the table above (CH 113); the table below gives each cell's channel numbers.

| Cell | White | Cell | White | Cell | White | Cell | White | Cell | White | Cell | White |
|---|---|---|---|---|---|---|---|---|---|---|---|
| 1 | 113 | 2 | 114 | 3 | 115 | 4 | 116 | 5 | 117 | 6 | 118 |
| 7 | 119 | 8 | 120 | 9 | 121 | 10 | 122 | 11 | 123 | 12 | 124 |
| 13 | 125 | 14 | 126 | 15 | 127 | 16 | 128 | 17 | 129 | 18 | 130 |
| 19 | 131 | 20 | 132 | 21 | 133 | 22 | 134 | 23 | 135 | 24 | 136 |
| 25 | 137 | 26 | 138 | 27 | 139 | 28 | 140 | 29 | 141 | 30 | 142 |
| 31 | 143 | 32 | 144 | 33 | 145 | 34 | 146 | 35 | 147 | 36 | 148 |
| 37 | 149 | 38 | 150 | 39 | 151 | 40 | 152 | 41 | 153 | 42 | 154 |
| 43 | 155 | 44 | 156 | 45 | 157 | 46 | 158 | 47 | 159 | 48 | 160 |
| 49 | 161 | 50 | 162 | 51 | 163 | 52 | 164 | 53 | 165 | 54 | 166 |
| 55 | 167 | 56 | 168 | 57 | 169 | 58 | 170 | 59 | 171 | 60 | 172 |
| 61 | 173 | 62 | 174 | 63 | 175 | 64 | 176 | 65 | 177 | 66 | 178 |
| 67 | 179 | 68 | 180 | 69 | 181 | 70 | 182 | 71 | 183 | 72 | 184 |
| 73 | 185 | 74 | 186 | 75 | 187 | 76 | 188 | 77 | 189 | 78 | 190 |

| Cell | White | Cell | White | Cell | White | Cell | White | Cell | White | Cell | White |
|---|---|---|---|---|---|---|---|---|---|---|---|
| 79 | 191 | 80 | 192 | 81 | 193 | 82 | 194 | 83 | 195 | 84 | 196 |
| 85 | 197 | 86 | 198 | 87 | 199 | 88 | 200 | 89 | 201 | 90 | 202 |
| 91 | 203 | 92 | 204 | 93 | 205 | 94 | 206 | 95 | 207 | 96 | 208 |

# 10 Technical specifications

| Parameter | Value |
|---|---|
| Light source | LED |
| Tilt | 180° |
| Weight | 14.4 kg |
| Operating temperature | -20 to 45 °C |

### Speeds and ranges

| Parameter | Value |
|---|---|
| Strobe frequency | 0.1–30 Hz |
| Strobe flash duration | 7–650 s |

# 11 Maintenance and cleaning

- Before cleaning and maintenance, switch the device off, disconnect it from the power supply and let it cool down.
- Clean the housing with a soft, dry or slightly damp cloth. Do not use solvents, abrasive cleaners or pressure washers, and make sure no liquid gets into the device.
- Clean optical parts (lenses, front glass), if the device has any, with a soft lint-free cloth and a cleaner intended for optics or glass.
- Regularly inspect the housing, cables, connectors and fixings. Have damaged parts replaced by a service center.
- How often to clean depends on the environment; dust, smoke and fog make the device dirty much faster.

# 12 Troubleshooting

| Problem | Remedy |
|---|---|
| The device does not switch on | Check the supply voltage, the cables and the fuse, if the device has one. |
| The device does not respond to DMX | Check the start address, the selected DMX mode and whether it matches the profile in the controller, the cable connection to DMX IN, and the controller output (universe). |
| The device behaves erratically or flickers | Check the terminator at the end of the line, the condition and wiring of the cables (shield on pin 1 only), the number of devices on the line (32 at most), and that the line is not split without a splitter. |
| Only some devices on the line respond | Check the cable and connectors between the last working and the first non-working device, and make sure all devices on the line are switched on. |
| Devices respond to the wrong channels or affect each other | Check that the addresses do not overlap and that the DMX mode on the devices matches the patch in the controller. |
| The device or the connected load does not light up although it receives DMX | Check the values of the dimmer, shutter and strobe channels against the DMX channel table. For the DMX modes for which the sources state it, the chapter DMX channels gives under the mode's heading which channels must be open. |

| Problem | Remedy |
|---|---|
| Movement is reversed | Check whether Pan/Tilt inversion is enabled in the device menu or in the controller. |
| Moving parts do not reach the correct position after power-on or transport | Switch the device off and on again to reset the position, and make sure the transport lock, if any, is released. If this does not help, contact a service center. |
| Movement is jerky | Check the value of the Pan/Tilt speed channel, if the device has one, and the stability of the DMX signal. |

# 13 Disposal

The crossed-out wheeled bin symbol on the product, in the manual or on the packaging means that the product must not be disposed of with unsorted household waste at the end of its life.

Take the end-of-life equipment to a collection point, for example a municipal collection site or a retailer. Proper disposal enables materials to be recycled and helps prevent possible negative effects on the environment and human health.

Follow the regulations applicable in your country; in the Czech Republic, take-back is governed by Act No. 542/2020 Coll., on End-of-Life Products.

Recycle the packaging materials according to their type.