DMX REFERENCE

FN HY LED 700 8C (Mark-II)

FRESNEL HYPERION LED 700W, RGBACL+WW+CW 8 COLOR (Mark-II)

Spotlight



Manufacturer	Spotlight
GDTF file	Spotlight_FN_HY_LED_700_8C_Mark-II_62112.gdtf
GDTF revision	0002 · 2024-04-19
Generated	2026-11-24

Contents

1 About this manual 2
2 Quick reference 3
3 Safety instructions 4
4 Product description 4
5 Installation 5
6 Connections 5
7 Operation 6
8 Functions at a glance 6
9 DMX channels 19
Mode EASY 20
Mode HSIC 33
Mode RGBACL+WW+CW 36
Mode RGBACL+WW+CW 16bit 37
Mode STUDIO 38
Mode THEATRE 42
10 Technical specifications 44
11 Maintenance and cleaning 45
12 Troubleshooting 45
13 Disposal 46

1 About this manual

This document describes the FRESNEL HYPERION LED 700W, RGBACL+WW+CW 8 COLOR (Mark-II) by Spotlight. It was compiled from the GDTF file Spotlight_FN_HY_LED_700_8C_Mark-II_62112.gdtf from the GDTF-Share library.

File revision: “0002”.

The DMX modes, the channel functions and the technical data are given as the GDTF file states them. Installation, operation from the device's control panel, service and safety instructions are described in the manufacturer's original user manual, which takes precedence over this document.

This document was not issued or endorsed by Spotlight; product names and trademarks belong to their owners.

Safety notices are marked with signal words according to the severity of the hazard: DANGER – an imminent hazard that will result in death or serious injury; WARNING – a potential hazard that could result in death or serious injury; CAUTION – a potential hazard that could result in minor injury or property damage; NOTE – additional information for correct and safe use.

> **NOTE** This product is designed for stage and effect lighting. It is not suitable for household room illumination.

2 Quick reference

Parameter	Value
Weight	18 kg

DMX modes

Mode	Channels	Units in one universe	First start addresses
EASY	4	128	1, 5, 9, 13, ...
HSIC	7	73	1, 8, 15, 22, ...
RGBACL+WW+CW	11	46	1, 12, 23, 34, ...
RGBACL+WW+CW 16bit	18	28	1, 19, 37, 55, ...
STUDIO	28	18	1, 29, 57, 85, ...
THEATRE	29	17	1, 30, 59, 88, ...

No light? Check these channels

- EASY: CH 1 Dimmer above 0
- HSIC: CH 1 Dimmer above 0
- RGBACL+WW+CW: CH 1 Dimmer above 0
- RGBACL+WW+CW 16bit: CH 1 Dimmer above 0
- STUDIO: CH 1 Dimmer above 0
- THEATRE: CH 1 Dimmer above 0



Read the manual before use



Do not stare into the light



Indoor use only

3 Safety instructions



Read the manual before use



Do not stare into the light



Indoor use only

⚠ WARNING

- This device is intended for professional use. Installation, connection, setup and maintenance must be carried out only by suitably qualified persons who have read this manual.
- Use the device only for its intended purpose and as described in this manual.
- Do not open the housing and do not modify or tamper with the device. Refer all repairs to an authorized service center.
- Do not use the device if its housing, power or data cable, or a connector is damaged, if the device has been dropped, or if liquid or a foreign object has entered it. In such a case, have it checked by a service center.
- Disconnect the device from the power supply before cleaning, maintenance or any work on the connections.
- After moving the device from a cold to a warm environment, let it reach room temperature before switching it on to prevent condensation inside.
- The device is not a toy; keep it out of the reach of children.

⚠ WARNING

- This device is designed for indoor use only. Protect it from rain, splashing water, moisture and dust, and do not place containers with liquids on it.
- Do not operate the device in high humidity, near water, or where condensation can form on it.

⚠ CAUTION

- This device emits intense light. Do not look directly into the light source or the beam at close range; doing so may damage your eyes.
- Do not aim the beam at the eyes of people or animals at close range, and do not view the light source through optical instruments (binoculars, camera lenses).
- Do not aim the beam at flammable or heat-sensitive materials at close range.

⚠ CAUTION

- Strobe and fast flashing light effects can trigger epileptic seizures in susceptible people (photosensitive epilepsy) and can cause nausea or disorientation.
- Inform the audience and performers in advance that strobe effects will be used, for example with a notice at the entrance, and do not use them longer than necessary.

4 Product description

Description in the GDTF file

“Power 700W LED RED+GREEN+BLUE+AMBER+CYAN+LIME+WARM WHITE+COLD WHITE”

5 Installation

⚠ WARNING

- Rigging must be carried out only by qualified persons in accordance with applicable regulations, in particular those for work at height.
- The supporting structure and fixings must safely carry the weight of all suspended devices; verify their load capacity in advance.
- Weight of the device: 18 kg.
- Use suitable mounting hardware (for example truss clamps) and tighten all screw connections properly.
- Always secure the suspended device against falling with a safety cable of adequate load capacity, routed through a fixed point of the device and around the supporting structure.
- During installation and removal, keep people out of the area below the work position.
- Regularly inspect the fixings and the safety cable for damage, corrosion and loosening.

6 Connections

- Use shielded cable designed for DMX512 with an impedance of 110 Ω. Ordinary microphone cable is not suitable for DMX, especially over longer distances.
- Connect the devices in a daisy chain: connect the DMX OUT of one device to the DMX IN of the next. Do not split the line with Y-cables or wire it in a star; the line may be split only with a DMX splitter.
- Connect the shield to pin 1 only. Do not connect the shield (ground) to the metal shell of the connector; this can cause short circuits or erratic behavior.
- XLR pin assignment: pin 1 – shield (ground), pin 2 – Data- (Data Complement), pin 3 – Data+ (Data True). On 5-pin connectors, pins 4 and 5 are not connected; a 5-pin connector can be connected to a 3-pin one with a cable adapter.
- Terminate the end of the line (for impedance matching): plug an XLR connector with a 120 Ω, ¼ W resistor between pins 2 and 3 into the DMX OUT of the last device. This reduces the risk of erratic behavior.
- Connect no more than 32 devices to one DMX line. For more devices or longer runs, use a DMX splitter or booster.

DMX line

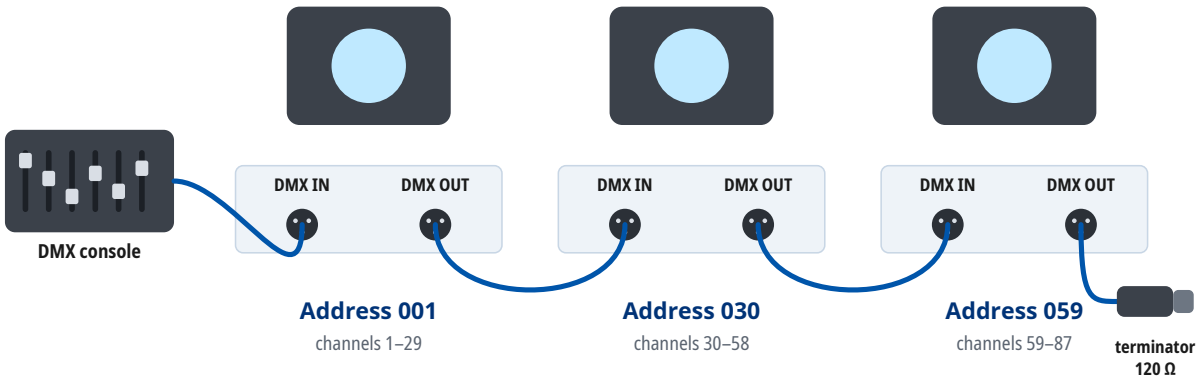

Mode THEATRE: every unit occupies 29 channels from its address. At most 32 units on one line; for more units or longer runs use a DMX splitter. A 120 Ω terminator closes the last DMX OUT.

7 Operation

Setting the DMX address

- The device occupies as many consecutive channels in the DMX universe as the selected DMX mode uses, starting at the set start address.
- Number of channels occupied in the DMX mode “THEATRE”: 29.
- Choose start addresses so that the channels of individual devices do not overlap and the last occupied channel does not exceed 512. Devices with the same start address and mode respond identically.
- For several devices in a row in the DMX mode “THEATRE”, you can use, for example, the start addresses 1, 30, 59, 88.
- The DMX mode set on the device must match the fixture profile (personality) used in the controller.
- The device supports RDM (Remote Device Management), two-way communication with the controller over the DMX line.

8 Functions at a glance

Functions in each DMX mode

	EASY 4 channels	HSIC 7 channels	RGBACL+WW+CW 11 channels	RGBACL+WW+CW 16bit 18 channels	STUDIO 28 channels	THEATRE 29 channels
Dimmer	1	1	1	1	1	1
Dimmer resolution	8 bit	8 bit	8 bit	16 bit	16 bit	16 bit
Shutter / strobe		6	10		25	26
Color mixing			2–9	8× (3–17)	8× (3–17)	8× (3–17)
Color temperature	4	5			21	22
Color wheel	2, 3				19, 20	19, 20

Color wheel 1

1 NONE **DMX 0**

2 R0384 **DMX 1**

3 R0383 **DMX 2**

4 R0385 **DMX 3**

5 R0085 **DMX 4**

6 R0079 **DMX 5**

7 R0080 **DMX 6**

8 R2006 **DMX 7**

9 R3220 **DMX 8**

10 R2007 **DMX 9**

11 R0084 **DMX 10**

12 R0078 **DMX 11**

13 R0081 **DMX 12**

14 R0068 **DMX 13**

15 R0368 **DMX 14**

16 R0069 **DMX 15**

17 R0065 **DMX 16**

18 R0067 **DMX 17**

19 R0367 **DMX 18**

20 R0064 **DMX 19**

21 R0375 **DMX 20**

22 R0370 **DMX 21**

23 R0366 **DMX 22**

24 R0369 **DMX 23**

25 R0072 **DMX 24**

26 R0062 **DMX 25**

27 R0063 **DMX 26**

28 R0060 **DMX 27**

29 R3206 **DMX 28**

30 R0372 **DMX 29**

31 R0373 **DMX 30**

32 R3208 **DMX 31**

33 R4315 **DMX 32**

34 R3216 **DMX 33**

35 R0053 **DMX 34**

36 R3204 **DMX 35**

37 R0360 **DMX 36**

38 R4215 **DMX 37**

39 R3203 **DMX 38**

40 R0362 **DMX 39**

41 R0371 **DMX 40**

42 R0364 **DMX 41**

43 R3202 **DMX 42**

44 R3218 **DMX 43**

45 R0365 **DMX 44**

46 R0061 **DMX 45**

47 R4330 **DMX 46**

48 R0363 **DMX 47**


49
R0066
DMX 48
50
R0070
DMX 49
51
R4360
DMX 50
52
R4390
DMX 51
53
R0073
DMX 52
54
R2005
DMX 53
55
R0374
DMX 54
56
R0093
DMX 55
57
R0392
DMX 56
58
R0095
DMX 57
59
R0395
DMX 58
60
R0076
DMX 59
61
R0077
DMX 60
62
R0075
DMX 61
63
R0376
DMX 62
64
R0071
DMX 63
65
R0092
DMX 64
66
R3316
DMX 65
67
R3315
DMX 66
68
R0087
DMX 67
69
R3304
DMX 68
70
R0088
DMX 69
71
R4415
DMX 70
72
R0388
DMX 71
73
R4430
DMX 72
74
R0086
DMX 73
75
R0089
DMX 74
76
R0389
DMX 75
77
R0386
DMX 76
78
R4460
DMX 77
79
R4490
DMX 78
80
R2004
DMX 79
81
R0090
DMX 80
82
R0091
DMX 81
83
R0122
DMX 82
84
R0126
DMX 83
85
R0393
DMX 84
86
R0094
DMX 85
87
R3406
DMX 86
88
R3405
DMX 87
89
R0099
DMX 88
90
R0017
DMX 89
91
R0321
DMX 90
92
R0018
DMX 91
93
R0303
DMX 92
94
R0030
DMX 93
95
R4660
DMX 94
96
R3310
DMX 95


97
R0031
DMX 96
98
R0034
DMX 97
99
R0331
DMX 98
100
R4630
DMX 99
101
R0304
DMX 100
102
R0003
DMX 101
103
R4615
DMX 102
104
R0305
DMX 103
105
R0005
DMX 104
106
R0016
DMX 105
107
R3408
DMX 106
108
R0009
DMX 107
109
R0002
DMX 108
110
R0013
DMX 109
111
R3442
DMX 110
112
R0008
DMX 111
113
R3409
DMX 112
114
R3443
DMX 113
115
R0302
DMX 114
116
R3444
DMX 115
117
R3317
DMX 116
118
R0006
DMX 117
119
R3410
DMX 118
120
R0007
DMX 119
121
R4515
DMX 120
122
R4530
DMX 121
123
R4560
DMX 122
124
R0096
DMX 123
125
R0012
DMX 124
126
R4590
DMX 125
127
R0010
DMX 126
128
R0310
DMX 127
129
R0313
DMX 128
130
R0312
DMX 129
131
R0014
DMX 130
132
R0011
DMX 131
133
R2003
DMX 132
134
R0015
DMX 133
135
R3441
DMX 134
136
R3411
DMX 135
137
R0316
DMX 136
138
R3401
DMX 137
139
R3407
DMX 138
140
R0020
DMX 139
141
R2002
DMX 140
142
R0317
DMX 141
143
R0318
DMX 142
144
R0021
DMX 143

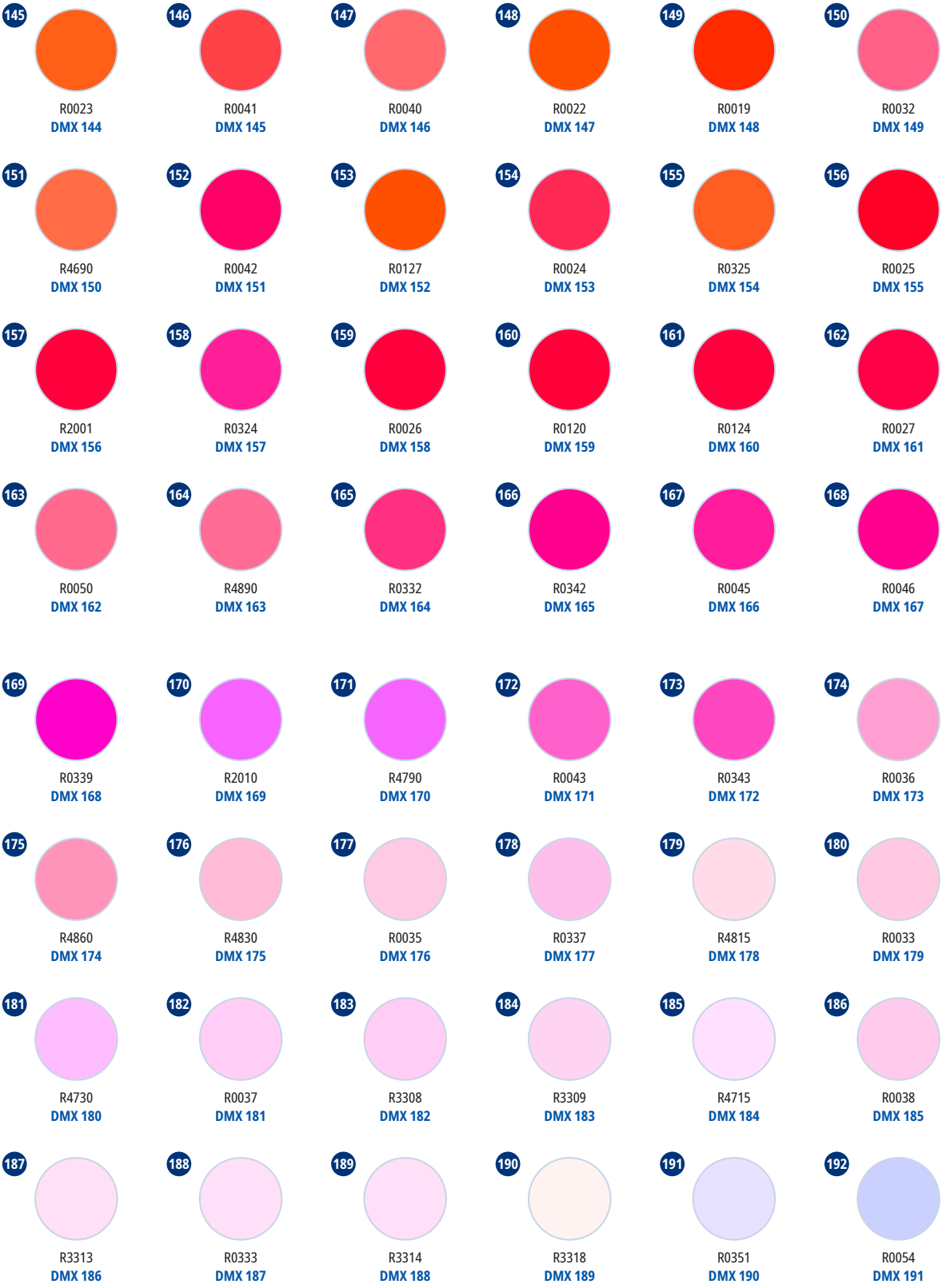
145
R0023
DMX 144
146
R0041
DMX 145
147
R0040
DMX 146
148
R0022
DMX 147
149
R0019
DMX 148
150
R0032
DMX 149
151
R4690
DMX 150
152
R0042
DMX 151
153
R0127
DMX 152
154
R0024
DMX 153
155
R0325
DMX 154
156
R0025
DMX 155
157
R2001
DMX 156
158
R0324
DMX 157
159
R0026
DMX 158
160
R0120
DMX 159
161
R0124
DMX 160
162
R0027
DMX 161
163
R0050
DMX 162
164
R4890
DMX 163
165
R0332
DMX 164
166
R0342
DMX 165
167
R0045
DMX 166
168
R0046
DMX 167
169
R0339
DMX 168
170
R2010
DMX 169
171
R4790
DMX 170
172
R0043
DMX 171
173
R0343
DMX 172
174
R0036
DMX 173
175
R4860
DMX 174
176
R4830
DMX 175
177
R0035
DMX 176
178
R0337
DMX 177
179
R4815
DMX 178
180
R0033
DMX 179
181
R4730
DMX 180
182
R0037
DMX 181
183
R3308
DMX 182
184
R3309
DMX 183
185
R4715
DMX 184
186
R0038
DMX 185
187
R3313
DMX 186
188
R0333
DMX 187
189
R3314
DMX 188
190
R3318
DMX 189
191
R0351
DMX 190
192
R0054
DMX 191

193
R0051
DMX 192

194 
R0052
DMX 193

195
R4915
DMX 194

196
R4930
DMX 195

197 
R0356
DMX 196

198 
R0057
DMX 197

199 
R4960
DMX 198

200 
R0058
DMX 199

201 
R0357
DMX 200

202 
R0059
DMX 201

203
R0336
DMX 202

204 
R4760
DMX 203

205 
R0044
DMX 204

206 
R0346
DMX 205

207 
R0349
DMX 206

208 
R0344
DMX 207

209 
R0039
DMX 208

210 
R0047
DMX 209

211 
R0348
DMX 210

212 
R0049
DMX 211

213 
R0048
DMX 212

214 
R0347
DMX 213

215 
R4990
DMX 214

216 
R0358
DMX 215

217 
R0056
DMX 216

218 
R0377
DMX 217

219
R 386
DMX 218

220 
R2009
DMX 219

221 
R0353
DMX 220

222 
R0055
DMX 221

223 
R4230
DMX 222

224 
R0355
DMX 223

225 
R0378
DMX 224

226 
R4260
DMX 225

227 
R0359
DMX 226

228 
R4290
DMX 227

229 
R0082
DMX 228

230 
R0074
DMX 229

231 
R0381
DMX 230

232 
R2008
DMX 231

233
R0121
DMX 232

234
R0125
DMX 233

235
R0382
DMX 234

236
R0397
DMX 235

237
R3114
DMX 236

238
CUSTOM 1...19
DMX 237

239
CUSTOM 2
DMX 238

240
CUSTOM 3
DMX 239

241 CUSTOM 4 **DMX 240**
242 CUSTOM 5 **DMX 241**
243 CUSTOM 6 **DMX 242**
244 CUSTOM 7 **DMX 243**
245 CUSTOM 8 **DMX 244**
246 CUSTOM 9 **DMX 245**
247 CUSTOM 10 **DMX 246**
248 CUSTOM 11 **DMX 247**
249 CUSTOM 12 **DMX 248**
250 CUSTOM 13 **DMX 249**
251 CUSTOM 14 **DMX 250**
252 CUSTOM 15 **DMX 251**
253 CUSTOM 16 **DMX 252**
254 CUSTOM 17 **DMX 253**
255 CUSTOM 18 **DMX 254**
256 CUSTOM 19 **DMX 255**

Color wheel 2

1 NONE **DMX 0**
2 071 **DMX 1**
3 713 **DMX 2**
4 120 **DMX 3**
5 363 **DMX 4**
6 085 **DMX 5**
7 119 **DMX 6**
8 716 **DMX 7**
9 195 **DMX 8**
10 715 **DMX 9**
11 723 **DMX 10**
12 721 **DMX 11**
13 722 **DMX 12**
14 079 **DMX 13**
15 714 **DMX 14**
16 132 **DMX 15**
17 068 **DMX 16**
18 075 **DMX 17**
19 197 **DMX 18**
20 712 **DMX 19**
21 525 **DMX 20**
22 200 **DMX 21**
23 719 **DMX 22**
24 500 **DMX 23**

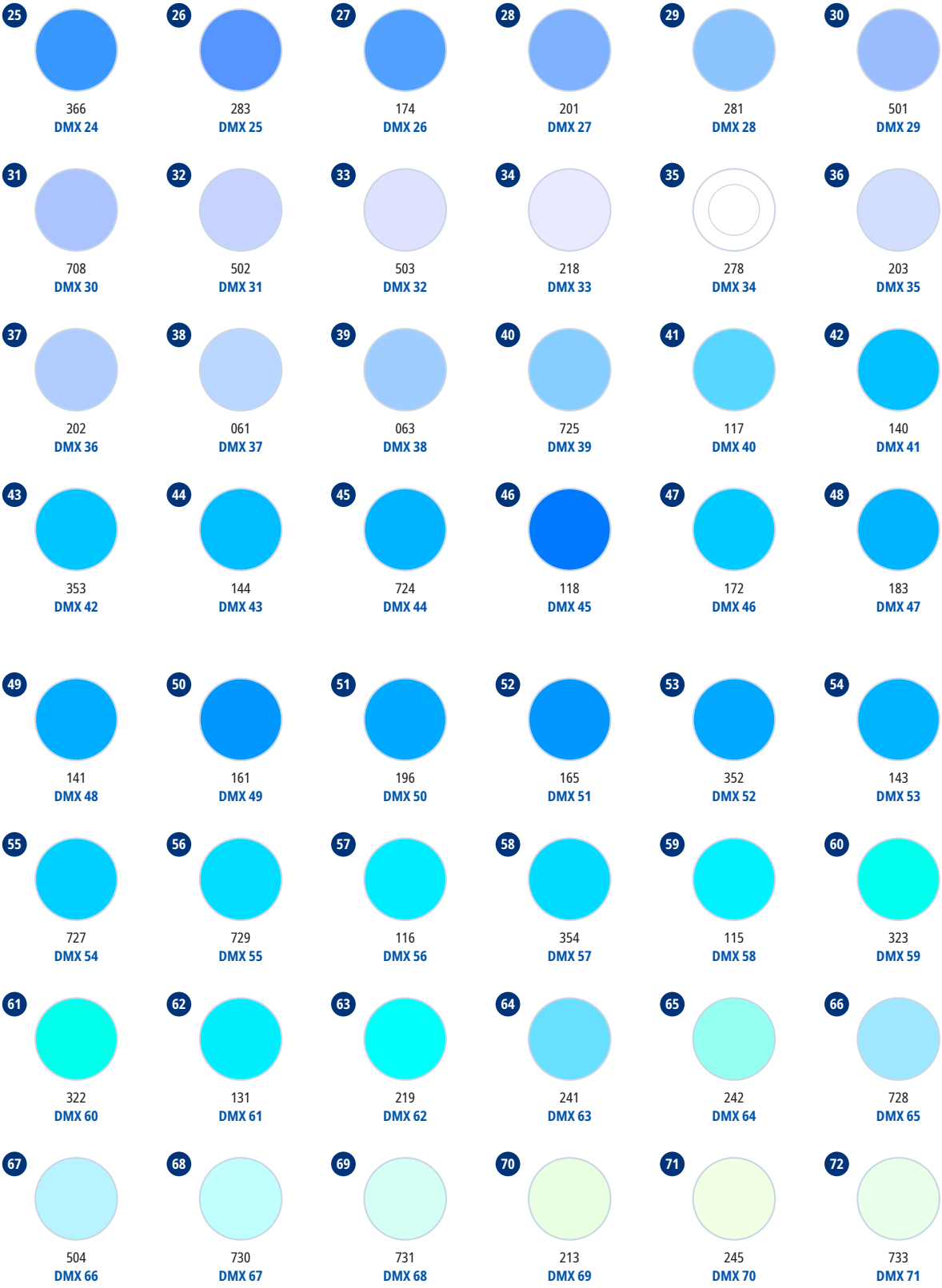
25
366
DMX 24
26
283
DMX 25
27
174
DMX 26
28
201
DMX 27
29
281
DMX 28
30
501
DMX 29
31
708
DMX 30
32
502
DMX 31
33
503
DMX 32
34
218
DMX 33
35
278
DMX 34
36
203
DMX 35
37
202
DMX 36
38
061
DMX 37
39
063
DMX 38
40
725
DMX 39
41
117
DMX 40
42
140
DMX 41
43
353
DMX 42
44
144
DMX 43
45
724
DMX 44
46
118
DMX 45
47
172
DMX 46
48
183
DMX 47
49
141
DMX 48
50
161
DMX 49
51
196
DMX 50
52
165
DMX 51
53
352
DMX 52
54
143
DMX 53
55
727
DMX 54
56
729
DMX 55
57
116
DMX 56
58
354
DMX 57
59
115
DMX 58
60
323
DMX 59
61
322
DMX 60
62
131
DMX 61
63
219
DMX 62
64
241
DMX 63
65
242
DMX 64
66
728
DMX 65
67
504
DMX 66
68
730
DMX 67
69
731
DMX 68
70
213
DMX 69
71
245
DMX 70
72
733
DMX 71

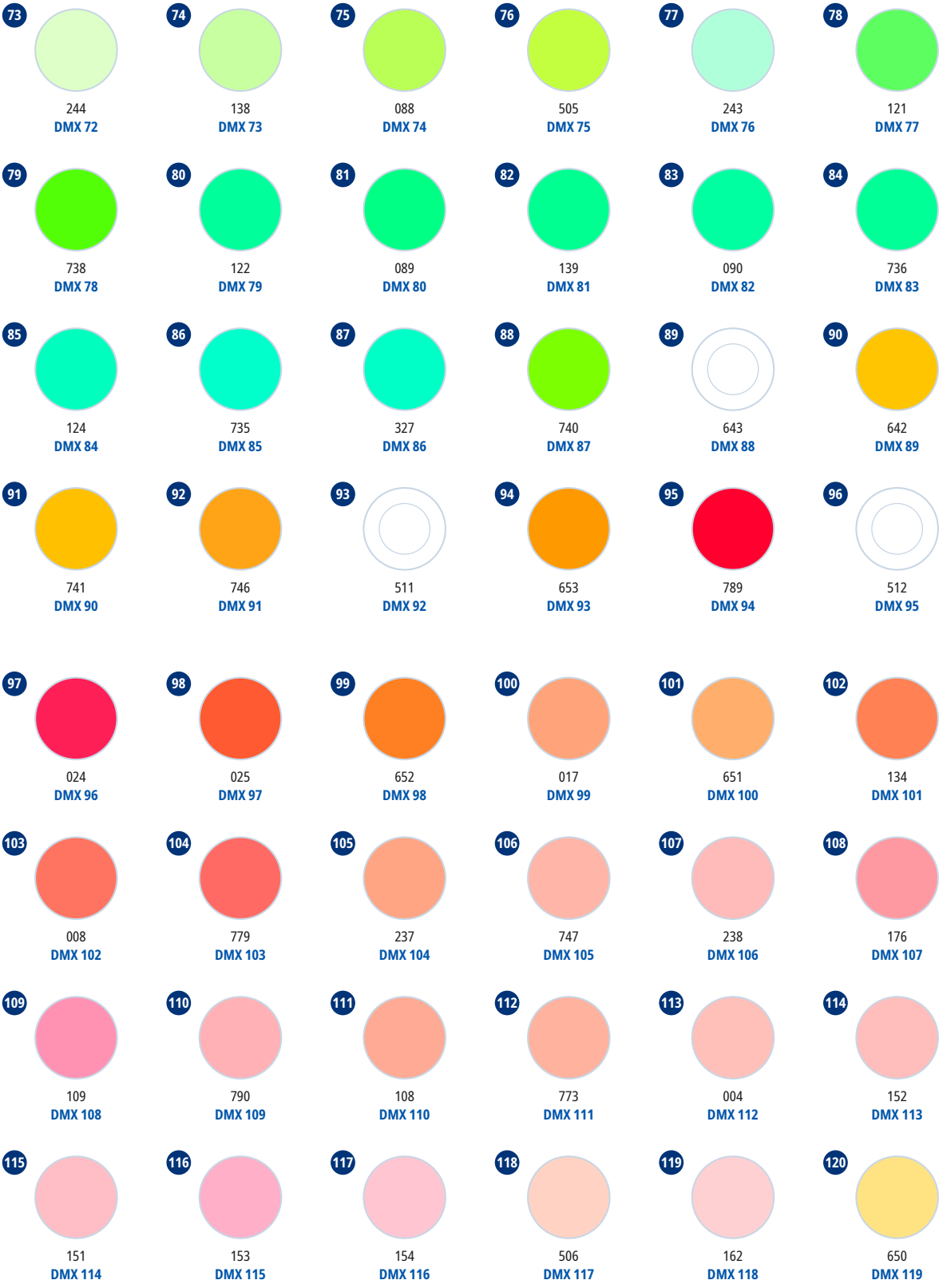
73
244
DMX 72
74
138
DMX 73
75
088
DMX 74
76
505
DMX 75
77
243
DMX 76
78
121
DMX 77
79
738
DMX 78
80
122
DMX 79
81
089
DMX 80
82
139
DMX 81
83
090
DMX 82
84
736
DMX 83
85
124
DMX 84
86
735
DMX 85
87
327
DMX 86
88
740
DMX 87
89
643
DMX 88
90
642
DMX 89
91
741
DMX 90
92
746
DMX 91
93
511
DMX 92
94
653
DMX 93
95
789
DMX 94
96
512
DMX 95
97
024
DMX 96
98
025
DMX 97
99
652
DMX 98
100
017
DMX 99
101
651
DMX 100
102
134
DMX 101
103
008
DMX 102
104
779
DMX 103
105
237
DMX 104
106
747
DMX 105
107
238
DMX 106
108
176
DMX 107
109
109
DMX 108
110
790
DMX 109
111
108
DMX 110
112
773
DMX 111
113
004
DMX 112
114
152
DMX 113
115
151
DMX 114
116
153
DMX 115
117
154
DMX 116
118
506
DMX 117
119
162
DMX 118
120
650
DMX 119

121 230 DMX 120
122 156 DMX 121
123 232 DMX 122
124 147 DMX 123
125 776 DMX 124
126 604 DMX 125
127 207 DMX 126
128 441 DMX 127
129 204 DMX 128
130 236 DMX 129
131 744 DMX 130
132 285 DMX 131
133 013 DMX 132
134 009 DMX 133
135 205 DMX 134
136 442 DMX 135
137 764 DMX 136
138 103 DMX 137
139 206 DMX 138
140 763 DMX 139
141 443 DMX 140
142 223 DMX 141
143 279 DMX 142
144 003 DMX 143
145 444 DMX 144
146 246 DMX 145
147 007 DMX 146
148 513 DMX 147
149 514 DMX 148
150 010 DMX 149
151 100 DMX 150
152 101 DMX 151
153 767 DMX 152
154 104 DMX 153
155 765 DMX 154
156 102 DMX 155
157 550 DMX 156
158 015 DMX 157
159 768 DMX 158
160 179 DMX 159
161 770 DMX 160
162 020 DMX 161
163 286 DMX 162
164 208 DMX 163
165 742 DMX 164
166 287 DMX 165
167 105 DMX 166
168 021 DMX 167

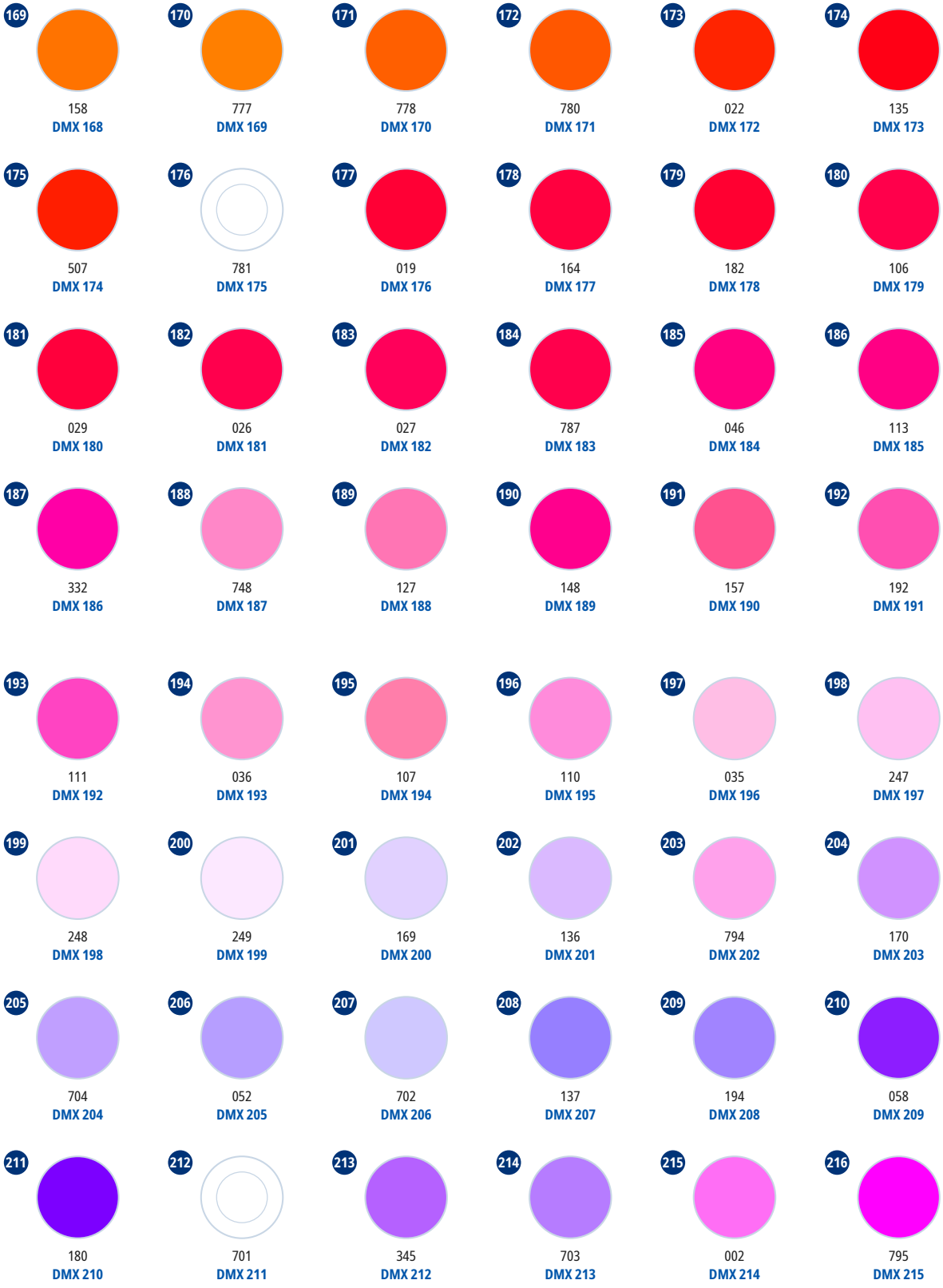
169
158
DMX 168
170
777
DMX 169
171
778
DMX 170
172
780
DMX 171
173
022
DMX 172
174
135
DMX 173
175
507
DMX 174
176
781
DMX 175
177
019
DMX 176
178
164
DMX 177
179
182
DMX 178
180
106
DMX 179
181
029
DMX 180
182
026
DMX 181
183
027
DMX 182
184
787
DMX 183
185
046
DMX 184
186
113
DMX 185
187
332
DMX 186
188
748
DMX 187
189
127
DMX 188
190
148
DMX 189
191
157
DMX 190
192
192
DMX 191
193
111
DMX 192
194
036
DMX 193
195
107
DMX 194
196
110
DMX 195
197
035
DMX 196
198
247
DMX 197
199
248
DMX 198
200
249
DMX 199
201
169
DMX 200
202
136
DMX 201
203
794
DMX 202
204
170
DMX 203
205
704
DMX 204
206
052
DMX 205
207
702
DMX 206
208
137
DMX 207
209
194
DMX 208
210
058
DMX 209
211
180
DMX 210
212
701
DMX 211
213
345
DMX 212
214
703
DMX 213
215
002
DMX 214
216
795
DMX 215

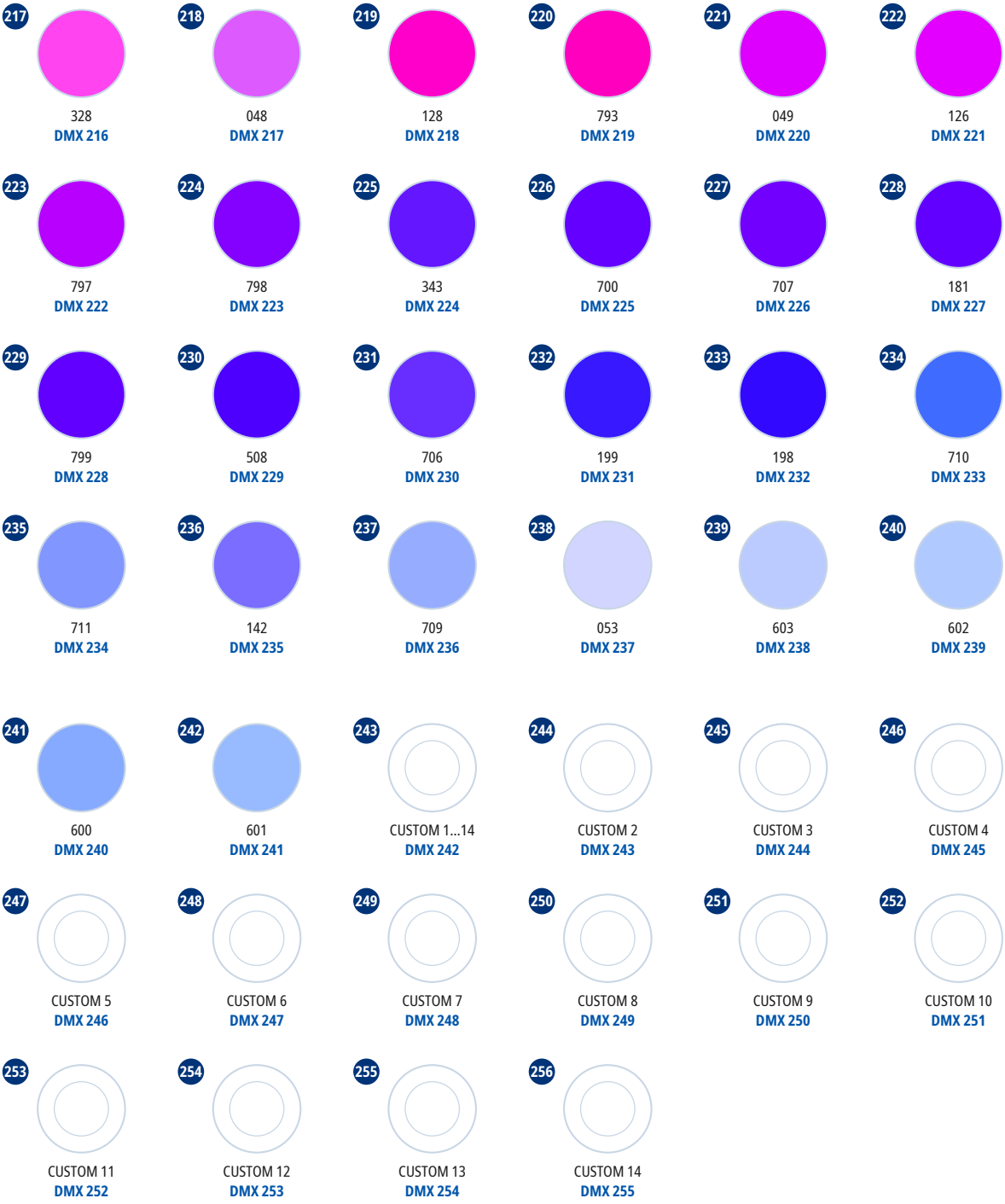
217
328
DMX 216
218
048
DMX 217
219
128
DMX 218
220
793
DMX 219
221
049
DMX 220
222
126
DMX 221
223
797
DMX 222
224
798
DMX 223
225
343
DMX 224
226
700
DMX 225
227
707
DMX 226
228
181
DMX 227
229
799
DMX 228
230
508
DMX 229
231
706
DMX 230
232
199
DMX 231
233
198
DMX 232
234
710
DMX 233
235
711
DMX 234
236
142
DMX 235
237
709
DMX 236
238
053
DMX 237
239
603
DMX 238
240
602
DMX 239
241
600
DMX 240
242
601
DMX 241
243
CUSTOM 1...14
DMX 242
244
CUSTOM 2
DMX 243
245
CUSTOM 3
DMX 244
246
CUSTOM 4
DMX 245
247
CUSTOM 5
DMX 246
248
CUSTOM 6
DMX 247
249
CUSTOM 7
DMX 248
250
CUSTOM 8
DMX 249
251
CUSTOM 9
DMX 250
252
CUSTOM 10
DMX 251
253
CUSTOM 11
DMX 252
254
CUSTOM 12
DMX 253
255
CUSTOM 13
DMX 254
256
CUSTOM 14
DMX 255

LED colors and the colors they mix

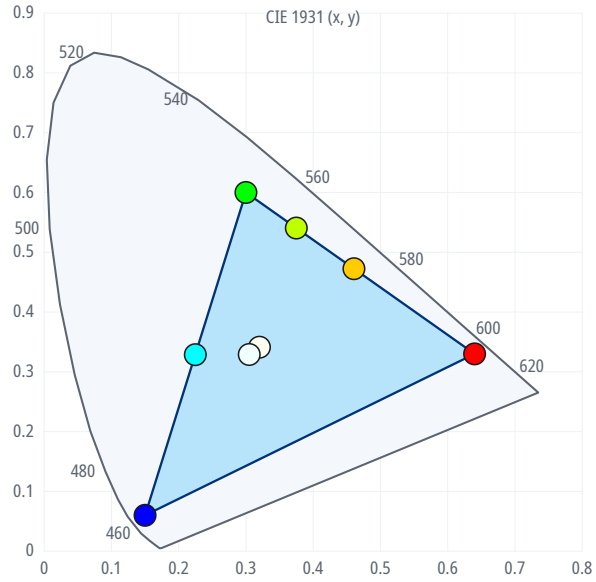

LED	x	y	nm
Red	0.640	0.330	624
Green	0.300	0.600	528
Blue	0.150	0.060	455
Amber	0.461	0.472	600
Cyan	0.225	0.329	500
Lime	0.375	0.540	560
Warm White	0.320	0.341	
Cold White	0.305	0.329	

The shaded area holds the colors the LEDs can mix; the dots are the LED colors the GDTF file states.

Spectra of the light sources

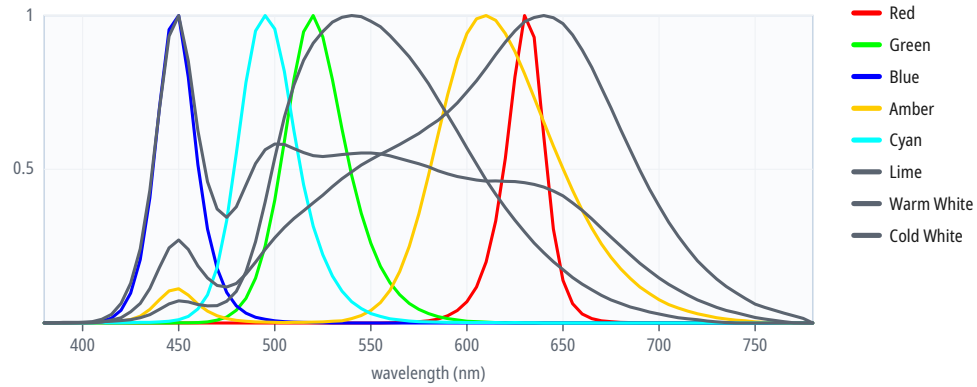

Relative spectrum of each light source as the GDTF file states it; each curve is scaled to its own maximum.

Strobe rate

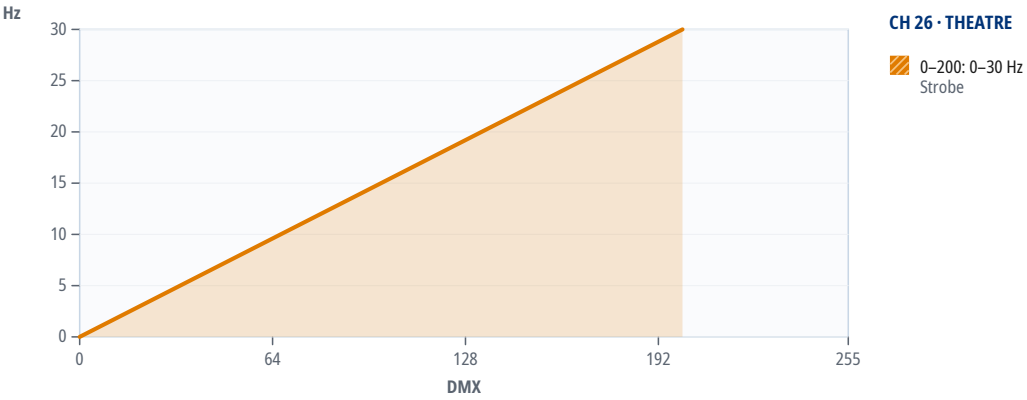

9 DMX channels

Units in one DMX universe

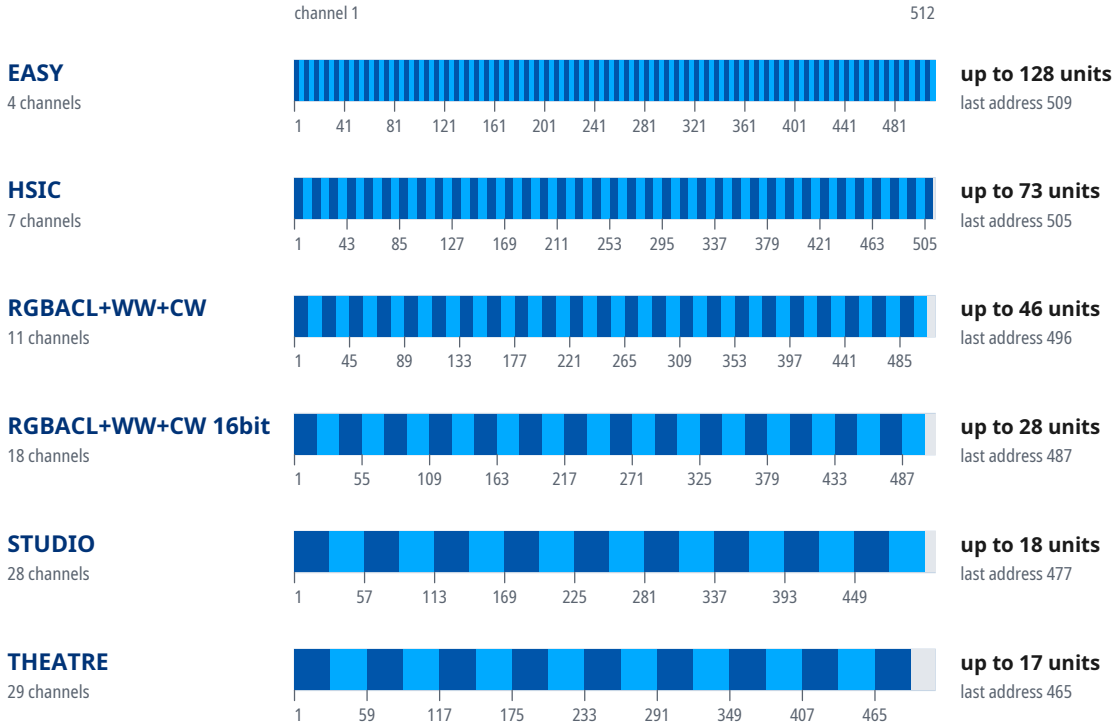

Start addresses of 20 units in the mode “THEATRE”

Unit	Start address	Unit	Start address	Unit	Start address	Unit	Start address
1	1	6	146	11	291	16	436
2	30	7	175	12	320	17	465
3	59	8	204	13	349	18	U2 · 1
4	88	9	233	14	378	19	U2 · 30
5	117	10	262	15	407	20	U2 · 59

Where a DMX universe is full, the next units continue in the next universe: “U2 · 1” is address 1 in the second universe, counted from the universe of the first unit.

Mode EASY

If the device receives DMX in this mode but gives no light, check these channels: CH 1 Dimmer above 0. The GDTF file gives these values for a console's Highlight function: CH 1 Dimmer 255, CH 2 Colors 0, CH 3 Colors 2 0, CH 4 Color Temperature 128.

Channel functions at a glance

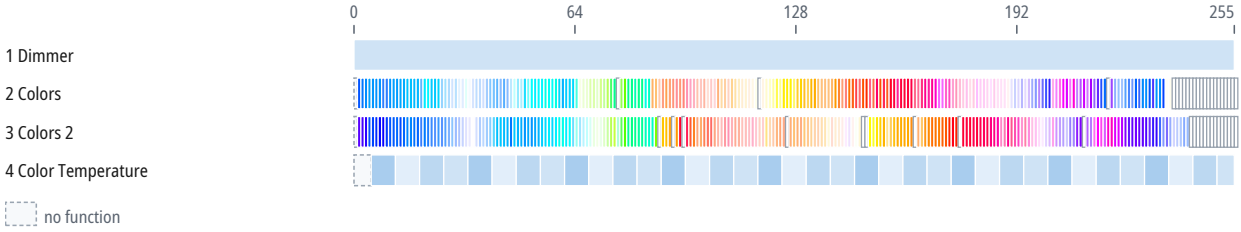

CH	Function	DMX	Description
1	Dimmer	0–255	
2	Colors		Rosco Filters
		0	NONE
		1	R0384
		2	R0383
		3	R0385
		4	R0085
		5	R0079
		6	R0080
		7	R2006
		8	R3220
		9	R2007
		10	R0084
		11	R0078
		12	R0081
		13	R0068
		14	R0368
		15	R0069
		16	R0065
		17	R0067
		18	R0367
		19	R0064
		20	R0375
		21	R0370
		22	R0366
		23	R0369
		24	R0072
		25	R0062
		26	R0063
		27	R0060

CH	Function	DMX	Description
2	Colors (continued)	28	R3206
		29	R0372
		30	R0373
		31	R3208
		32	R4315
		33	R3216
		34	R0053
		35	R3204
		36	R0360
		37	R4215
		38	R3203
		39	R0362
		40	R0371
		41	R0364
		42	R3202
		43	R3218
		44	R0365
		45	R0061
		46	R4330
		47	R0363
		48	R0066
		49	R0070
		50	R4360
		51	R4390
		52	R0073
		53	R2005
		54	R0374
		55	R0093
		56	R0392
		57	R0095
		58	R0395
		59	R0076
		60	R0077
		61	R0075
		62	R0376
		63	R0071
		64	R0092
		65	R3316
		66	R3315
		67	R0087
		68	R3304
		69	R0088

CH	Function	DMX	Description
2	Colors (continued)	70	R4415
		71	R0388
		72	R4430
		73	R0086
		74	R0089
		75	R0389
		76	R0386
		77	R4460
		78	R4490
		79	R2004
		80	R0090
		81	R0091
		82	R0122
		83	R0126
		84	R0393
		85	R0094
		86	R3406
		87	R3405
		88	R0099
		89	R0017
		90	R0321
		91	R0018
		92	R0303
		93	R0030
		94	R4660
		95	R3310
		96	R0031
		97	R0034
		98	R0331
		99	R4630
		100	R0304
		101	R0003
		102	R4615
		103	R0305
		104	R0005
		105	R0016
		106	R3408
		107	R0009
		108	R0002
		109	R0013
		110	R3442
		111	R0008

CH	Function	DMX	Description
2	Colors (continued)	112	R3409
		113	R3443
		114	R0302
		115	R3444
		116	R3317
		117	R0006
		118	R3410
		119	R0007
		120	R4515
		121	R4530
		122	R4560
		123	R0096
		124	R0012
		125	R4590
		126	R0010
		127	R0310
		128	R0313
		129	R0312
		130	R0014
		131	R0011
		132	R2003
		133	R0015
		134	R3441
		135	R3411
		136	R0316
		137	R3401
		138	R3407
		139	R0020
		140	R2002
		141	R0317
		142	R0318
		143	R0021
		144	R0023
		145	R0041
		146	R0040
		147	R0022
		148	R0019
		149	R0032
		150	R4690
		151	R0042
		152	R0127
		153	R0024

CH	Function	DMX	Description
2	Colors (continued)	154	R0325
		155	R0025
		156	R2001
		157	R0324
		158	R0026
		159	R0120
		160	R0124
		161	R0027
		162	R0050
		163	R4890
		164	R0332
		165	R0342
		166	R0045
		167	R0046
		168	R0339
		169	R2010
		170	R4790
		171	R0043
		172	R0343
		173	R0036
		174	R4860
		175	R4830
		176	R0035
		177	R0337
		178	R4815
		179	R0033
		180	R4730
		181	R0037
		182	R3308
		183	R3309
		184	R4715
		185	R0038
		186	R3313
		187	R0333
		188	R3314
		189	R3318
		190	R0351
		191	R0054
		192	R0051
		193	R0052
		194	R4915
		195	R4930

CH	Function	DMX	Description
2	Colors (continued)	196	R0356
		197	R0057
		198	R4960
		199	R0058
		200	R0357
		201	R0059
		202	R0336
		203	R4760
		204	R0044
		205	R0346
		206	R0349
		207	R0344
		208	R0039
		209	R0047
		210	R0348
		211	R0049
		212	R0048
		213	R0347
		214	R4990
		215	R0358
		216	R0056
		217	R0377
		218	R 386
		219	R2009
		220	R0353
		221	R0055
		222	R4230
		223	R0355
		224	R0378
		225	R4260
		226	R0359
		227	R4290
		228	R0082
		229	R0074
		230	R0381
		231	R2008
		232	R0121
		233	R0125
		234	R0382
		235	R0397
		236	R3114
		237–255	CUSTOM 1...19

CH	Function	DMX	Description
3	Colors 2		Lee Filters
		0	NONE
		1	071
		2	713
		3	120
		4	363
		5	085
		6	119
		7	716
		8	195
		9	715
		10	723
		11	721
		12	722
		13	079
		14	714
		15	132
		16	068
		17	075
		18	197
		19	712
		20	525
		21	200
		22	719
		23	500
		24	366
		25	283
		26	174
		27	201
		28	281
		29	501
		30	708
		31	502
		32	503
		33	218
		34	278
		35	203
		36	202
		37	061
		38	063
		39	725
		40	117

CH	Function	DMX	Description
3	Colors 2 (continued)	41	140
		42	353
		43	144
		44	724
		45	118
		46	172
		47	183
		48	141
		49	161
		50	196
		51	165
		52	352
		53	143
		54	727
		55	729
		56	116
		57	354
		58	115
		59	323
		60	322
		61	131
		62	219
		63	241
		64	242
		65	728
		66	504
		67	730
		68	731
		69	213
		70	245
		71	733
		72	244
		73	138
		74	088
		75	505
		76	243
		77	121
		78	738
		79	122
		80	089
		81	139
		82	090

CH	Function	DMX	Description
3	Colors 2 (continued)	83	736
		84	124
		85	735
		86	327
		87	740
		88	643
		89	642
		90	741
		91	746
		92	511
		93	653
		94	789
		95	512
		96	024
		97	025
		98	652
		99	017
		100	651
		101	134
		102	008
		103	779
		104	237
		105	747
		106	238
		107	176
		108	109
		109	790
		110	108
		111	773
		112	004
		113	152
		114	151
		115	153
		116	154
		117	506
		118	162
		119	650
		120	230
		121	156
		122	232
		123	147
		124	776

CH	Function	DMX	Description
3	Colors 2 (continued)	125	604
		126	207
		127	441
		128	204
		129	236
		130	744
		131	285
		132	013
		133	009
		134	205
		135	442
		136	764
		137	103
		138	206
		139	763
		140	443
		141	223
		142	279
		143	003
		144	444
		145	246
		146	007
		147	513
		148	514
		149	010
		150	100
		151	101
		152	767
		153	104
		154	765
		155	102
		156	550
		157	015
		158	768
		159	179
		160	770
		161	020
		162	286
		163	208
		164	742
		165	287
		166	105

CH	Function	DMX	Description
3	Colors 2 (continued)	167	021
		168	158
		169	777
		170	778
		171	780
		172	022
		173	135
		174	507
		175	781
		176	019
		177	164
		178	182
		179	106
		180	029
		181	026
		182	027
		183	787
		184	046
		185	113
		186	332
		187	748
		188	127
		189	148
		190	157
		191	192
		192	111
		193	036
		194	107
		195	110
		196	035
		197	247
		198	248
		199	249
		200	169
		201	136
		202	794
		203	170
		204	704
		205	052
		206	702
		207	137
		208	194

CH	Function	DMX	Description
3	Colors 2 (continued)	209	058
		210	180
		211	701
		212	345
		213	703
		214	002
		215	795
		216	328
		217	048
		218	128
		219	793
		220	049
		221	126
		222	797
		223	798
		224	343
		225	700
		226	707
		227	181
		228	799
		229	508
		230	706
		231	199
		232	198
		233	710
		234	711
		235	142
		236	709
		237	053
		238	603
		239	602
		240	600
		241	601
		242–255	CUSTOM 1...14
4	Color Temperature		CTC Preset
		0–4	None
		5–11	1500K
		12–18	1600K
		19–25	1700K
		26–32	1800K
		33–39	1900K
		40–46	2000K

CH	Function	DMX	Description
4	Color Temperature (continued)	47–53	2100K
		54–60	2200K
		61–67	2300K
		68–74	2400K
		75–81	2500K
		82–88	2600K
		89–95	2700K
		96–102	2800K
		103–109	2900K
		110–116	3000K
		117–123	3100K
		124–130	3200K
		131–137	3300K
		138–144	3400K
		145–151	3500K
		152–158	4000K
		159–165	5000K
		166–172	5600K
		173–179	6000K
		180–186	6500K
		187–193	8000K
		194–200	10000K
		201–207	12000K
		208–214	14000K
		215–221	15000K
		222–228	16000K
		229–235	17000K
		236–242	18000K
		243–249	19000K
		250–255	20000K

Mode HSIC

16-bit parameters use two channels, coarse and fine: value = 256 × coarse value + fine value.

If the device receives DMX in this mode but gives no light, check these channels: CH 1 Dimmer above 0. The GDTF file gives these values for a console's Highlight function: CH 1 Dimmer 255, CH 5 Color Temperature 129.

Channel functions at a glance

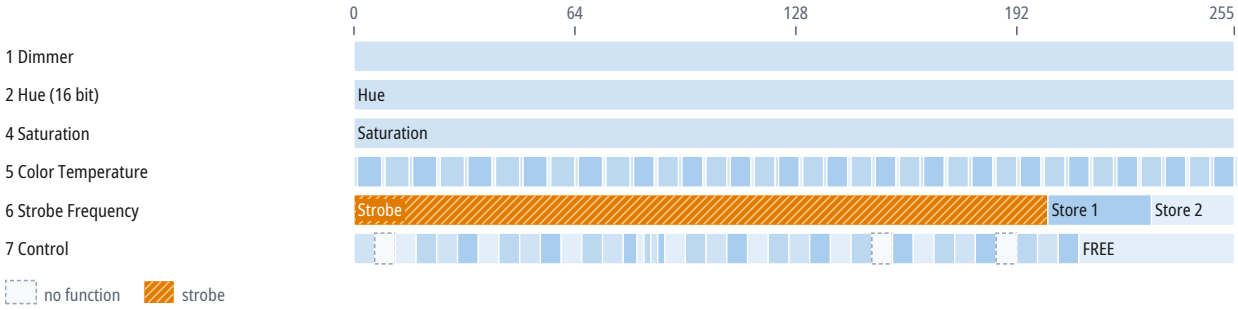

CH	Function	DMX	Description
1	Dimmer	0–255	
2	Hue	0–255	Hue
3	Hue Fine	0–255	Fine adjustment of CH 2
4	Saturation	0–255	Saturation
5	Color Temperature		CTC Linear
		0	1500K
		1–7	1500K-1600K (1500–1600 K)
		8	1600K
		9–15	1600K-1700K (1600–1700 K)
		16	1700K
		17–23	1700K-1800K (1700–1800 K)
		24	1800K
		25–31	1800K-1900K (1800–1900 K)
		32	1900K
		33–39	1900K-2000K (1900–2000 K)
		40	2000K
		41–47	2000K-2100K (2000–2100 K)
		48	2100K
		49–55	2100K-2200K (2100–2200 K)
		56	2200K
		57–63	2200K-2300K (2200–2300 K)
		64	2300K
		65–71	2300K-2400K (2300–2400 K)
		72	2400K
		73–79	2400K-2500K (2400–2500 K)
		80	2500K
		81–86	2500K-2600K (2500–2600 K)

CH	Function	DMX	Description
5	Color Temperature (continued)	87	2600K
		88–93	2600K-2700K (2600–2700 K)
		94	2700K
		95–100	2700K-2800K (2700–2800 K)
		101	2800K
		102–107	2800K-2900K (2800–2900 K)
		108	2900K
		109–114	2900K-3000K (2900–3000 K)
		115	3000K
		116–121	3000K-3100K (3000–3100 K)
		122	3100K
		123–128	3100K-3200K (3100–3200 K)
		129	3200K
		130–135	3200K-3300K (3200–3300 K)
		136	3300K
		137–142	3300K-3400K (3300–3400 K)
		143	3400K
		144–149	3400K-3500K (3400–3500 K)
		150	3500K
		151–156	3500K-4000K (3500–4000 K)
		157	4000K
		158–163	4000K-5000K (4000–5000 K)
		164	5000K
		165–170	5000K-5600K (5000–5600 K)
		171	5600K
		172–177	5600K-6000K (5600–6000 K)
		178	6000K
		179–184	6000K-6500K (6000–6500 K)
		185	6500K
		186–191	6500K-8000K (6500–8000 K)
		192	8000K
		193–198	8000K-10000K (8000–10000 K)
		199	10000K
		200–205	10000K-12000K (10000–12000 K)
		206	12000K
		207–212	12000K-14000K (12000–14000 K)
		213	14000K
		214–219	14000K-15000K (14000–15000 K)
		220	15000K
		221–226	15000K-16000K (15000–16000 K)
		227	16000K
		228–233	16000K-17000K (16000–17000 K)

CH	Function	DMX	Description
5	Color Temperature (continued)	234	17000K
		235–240	17000K-18000K (17000–18000 K)
		241	18000K
		242–247	18000K-19000K (18000–19000 K)
		248	19000K
		249–254	19000K-20000K (19000–20000 K)
		255	20000K
6	Strobe Frequency	0–200	Strobe (0–30 Hz)
		201–230	Store 1
		231–255	Store 2
7	Control	0–5	Inactive
		6–11	LED Delay: Off
		12–17	50ms
		18–23	100ms
		24–29	240ms
		30–35	400ms
		36–41	600ms
		42–47	800ms
		48–53	1000ms
		54–59	1200ms
		60–65	1600ms
		66–71	2000ms
		72–77	Linear
		78–81	Quadratic
		82–83	S Curve
		84–85	Halo
		86–87	Gamma 2:6
		88–89	Gamma 2:8
		90–95	600Hz
		96–101	900Hz
		102–107	1200Hz
		108–113	2100Hz
		114–119	4200Hz
		120–125	6000Hz
		126–131	10200Hz
		132–137	15600Hz
		138–143	19800Hz
		144–149	LED Boost: ON
		150–155	LED Boost: OFF
		156–161	Auto
		162–167	Fan Mode: Standard
		168–173	Silent

CH	Function	DMX	Description
7	Control (continued)	174–179	Display: Standard
		180–185	Rotated
		186–191	Display: Off
		192–197	Display: On
		198–203	LED Calibration
		204–209	Default Settings
		210–255	FREE

Mode RGBACL+WW+CW

If the device receives DMX in this mode but gives no light, check these channels: CH 1 Dimmer above 0. The GDTF file gives these values for a console's Highlight function: CH 1 Dimmer 255, CH 2 Red 255, CH 3 Green 255, CH 4 Blue 255, CH 5 Amber 255, CH 6 Cyan 255, CH 7 Lime 255, CH 8 Warm White 255, CH 9 Cool White 255.

Channel functions at a glance

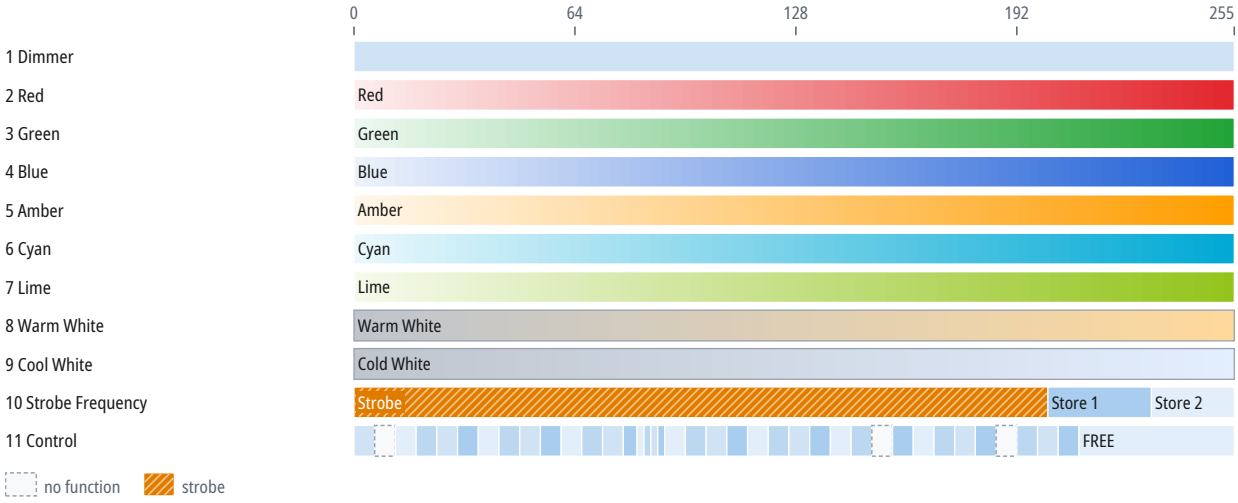

CH	Function	DMX	Description
1	Dimmer	0–255	
2	Red	0–255	Red
3	Green	0–255	Green
4	Blue	0–255	Blue
5	Amber	0–255	Amber
6	Cyan	0–255	Cyan
7	Lime	0–255	Lime
8	Warm White	0–255	Warm White
9	Cool White		Cold White
		0–255	Cold White
10	Strobe Frequency		Same as CH 6 in the mode “HSIC” (p. 35)
11	Control		Same as CH 7 in the mode “HSIC” (p. 35)

Mode RGBACL+WW+CW 16bit

16-bit parameters use two channels, coarse and fine: value = 256 × coarse value + fine value.

If the device receives DMX in this mode but gives no light, check these channels: CH 1 Dimmer above 0. The GDTF file gives these values for a console's Highlight function: CH 1 Dimmer 255, CH 3 Red 255, CH 5 Green 255, CH 7 Blue 255, CH 9 Amber 255, CH 11 Cyan 255, CH 13 Lime 255, CH 15 Warm White 255, CH 17 Cool White 255.

Channel functions at a glance

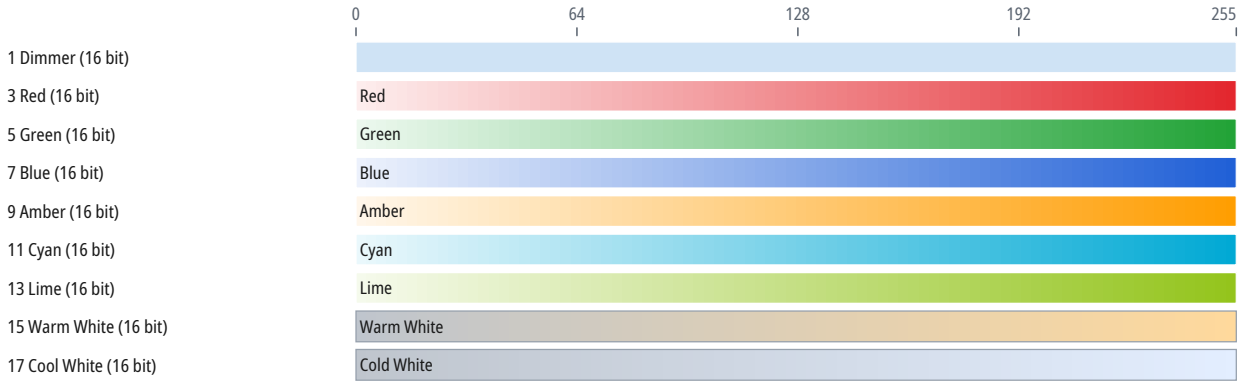

CH	Function	DMX	Description
1	Dimmer	0–255	
2	Dimmer Fine	0–255	Fine adjustment of CH 1
3	Red	0–255	Red
4	Red Fine	0–255	Fine adjustment of CH 3
5	Green	0–255	Green
6	Green Fine	0–255	Fine adjustment of CH 5
7	Blue	0–255	Blue
8	Blue Fine	0–255	Fine adjustment of CH 7
9	Amber	0–255	Amber
10	Amber Fine	0–255	Fine adjustment of CH 9
11	Cyan	0–255	Cyan
12	Cyan Fine	0–255	Fine adjustment of CH 11
13	Lime	0–255	Lime
14	Lime Fine	0–255	Fine adjustment of CH 13
15	Warm White	0–255	Warm White
16	Warm White Fine	0–255	Fine adjustment of CH 15
17	Cool White		Same as CH 9 in the mode “RGBACL+WW+CW” (p. 36)
18	Cool White Fine	0–255	Fine adjustment of CH 17

Mode STUDIO

16-bit parameters use two channels, coarse and fine: value = 256 × coarse value + fine value.

If the device receives DMX in this mode but gives no light, check these channels: CH 1 Dimmer above 0. The GDTF file gives these values for a console's Highlight function: CH 1 Dimmer 255, CH 3 Red 255, CH 5 Green 255, CH 7 Blue 255, CH 9 Amber 255, CH 11 Cyan 255, CH 13 Lime 255, CH 15 Warm White 255, CH 17 Cool White 255, CH 19 Colors 0, CH 20 Colors 2 0, CH 21 Color Temperature 129.

Channel functions at a glance

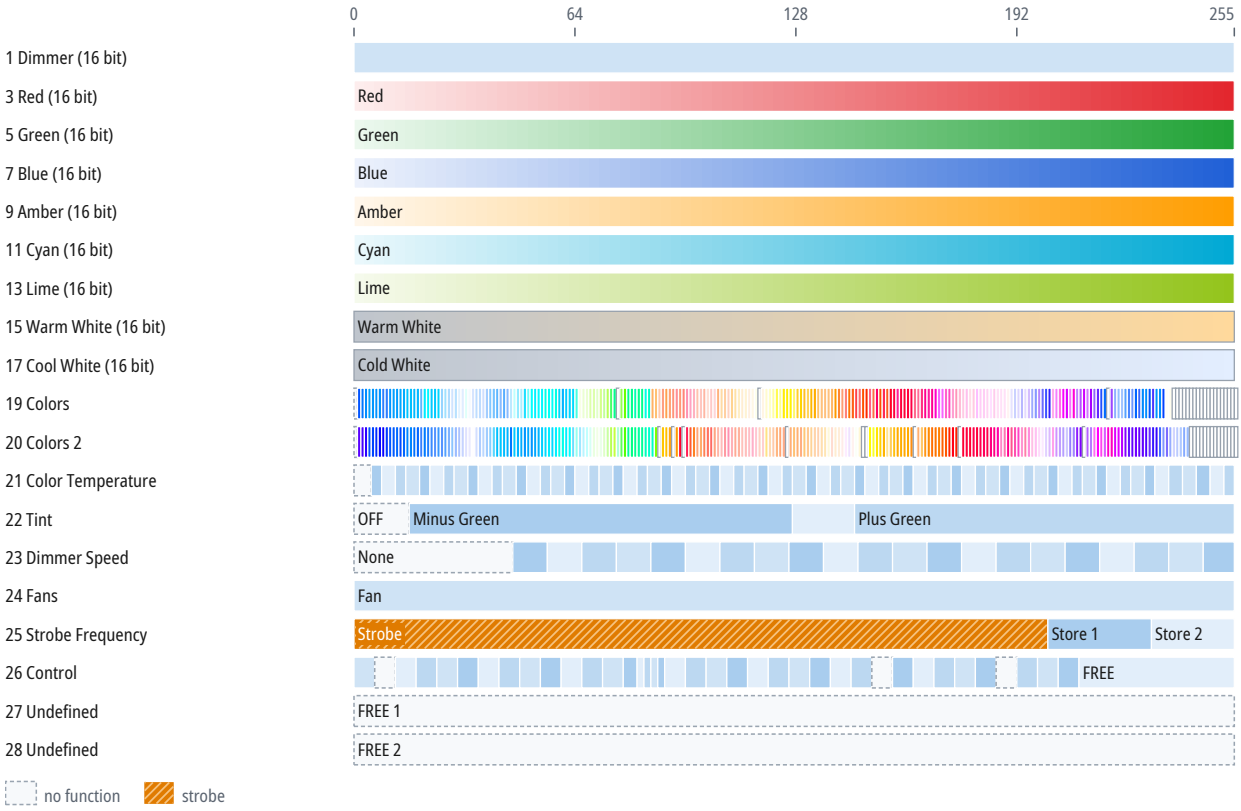

CH	Function	DMX	Description
1	Dimmer	0–255	
2	Dimmer Fine	0–255	Fine adjustment of CH 1
3	Red	0–255	Red
4	Red Fine	0–255	Fine adjustment of CH 3
5	Green	0–255	Green
6	Green Fine	0–255	Fine adjustment of CH 5
7	Blue	0–255	Blue
8	Blue Fine	0–255	Fine adjustment of CH 7
9	Amber	0–255	Amber
10	Amber Fine	0–255	Fine adjustment of CH 9
11	Cyan	0–255	Cyan
12	Cyan Fine	0–255	Fine adjustment of CH 11
13	Lime	0–255	Lime
14	Lime Fine	0–255	Fine adjustment of CH 13

CH	Function	DMX	Description
15	Warm White	0–255	Warm White
16	Warm White Fine	0–255	Fine adjustment of CH 15
17	Cool White		Same as CH 9 in the mode “RGBACL+WW+CW” (p. 36)
18	Cool White Fine	0–255	Fine adjustment of CH 17
19	Colors		Same as CH 2 in the mode “EASY” (p. 20)
20	Colors 2		Same as CH 3 in the mode “EASY” (p. 26)
21	Color Temperature		CTC Steps
		0–4	NONE
		5–7	1500K
		8–11	1500K-1600K (1500–1600 K)
		12–14	1600K
		15–18	1600K-1700K (1600–1700 K)
		19–21	1700K
		22–25	1700K-1800K (1700–1800 K)
		26–28	1800K
		29–32	1800K-1900K (1800–1900 K)
		33–35	1900K
		36–39	1900K-2000K (1900–2000 K)
		40–42	2000K
		43–46	2000K-2100K (2000–2100 K)
		47–49	2100K
		50–53	2100K-2200K (2100–2200 K)
		54–56	2200K
		57–60	2200K-2300K (2200–2300 K)
		61–63	2300K
		64–67	2300K-2400K (2300–2400 K)
		68–70	2400K
		71–74	2400K-2500K (2400–2500 K)
		75–77	2500K
		78–81	2500K-2600K (2500–2600 K)
		82–84	2600K
		85–88	2600K-2700K (2600–2700 K)
		89–91	2700K
		92–95	2700K-2800K (2700–2800 K)
		96–98	2800K
		99–102	2800K-2900K (2800–2900 K)
		103–105	2900K
		106–109	2900K-3000K (2900–3000 K)
		110–112	3000K
		113–116	3000K-3100K (3000–3100 K)
		117–119	3100K
		120–123	3100K-3200K (3100–3200 K)

CH	Function	DMX	Description
21	Color Temperature (continued)	124–126	3200K
		127–130	3200K-3300K (3200–3300 K)
		131–133	3300K
		134–137	3300K-3400K (3300–3400 K)
		138–140	3400K
		141–144	3400K-3500K (3400–3500 K)
		145–147	3500K
		148–151	3500K-4000K (3500–4000 K)
		152–154	4000K
		155–158	4000K-5000K (4000–5000 K)
		159–161	5000K
		162–165	5000K-5600K (5000–5600 K)
		166–168	5600K
		169–172	5600K-6000K (5600–6000 K)
		173–175	6000K
		176–179	6000K-6500K (6000–6500 K)
		180–182	6500K
		183–186	6500K-8000K (6500–8000 K)
		187–189	8000K
		190–193	8000K-10000K (8000–10000 K)
		194–196	10000K
		197–200	10000K-12000K (10000–12000 K)
		201–203	12000K
		204–207	12000K-14000K (12000–14000 K)
		208–210	14000K
		211–214	14000K-15000K (14000–15000 K)
		215–217	15000K
		218–221	15000K-16000K (15000–16000 K)
		222–224	16000K
		225–228	16000K-17000K (16000–17000 K)
		229–231	17000K
		232–235	17000K-18000K (17000–18000 K)
		236–239	18000K
		240–243	18000K-19000K (18000–19000 K)
		244–247	19000K
		248–251	19000K-20000K (19000–20000 K)
		252–255	20000K
22	Tint		Green +/-
		0–15	OFF
		16–126	Minus Green
		127–144	Zero Point
		145–255	Plus Green

CH	Function	DMX	Description
23	Dimmer Speed	0–45	None
		46–55	0ms
		56–65	50ms
		66–75	100ms
		76–85	150ms
		86–95	200ms
		96–105	240ms
		106–115	300ms
		116–125	350ms
		126–135	400ms
		136–145	450ms
		146–155	500ms
		156–165	550ms
		166–175	600ms
		176–185	800ms
		186–195	900ms
		196–205	1000ms
		206–215	1200ms
		216–225	1400ms
		226–235	1600ms
		236–245	1800ms
		246–255	2000ms
24	Fans	0–255	Fan
25	Strobe Frequency		Same as CH 6 in the mode “HSIC” (p. 35)
26	Control		Same as CH 7 in the mode “HSIC” (p. 35)
27	Undefined		FREE 1
		0–255	FREE 1
28	Undefined		FREE 2
		0–255	FREE 2

Mode THEATRE

16-bit parameters use two channels, coarse and fine: value = 256 × coarse value + fine value.

If the device receives DMX in this mode but gives no light, check these channels: CH 1 Dimmer above 0. The GDTF file gives these values for a console's Highlight function: CH 1 Dimmer 255, CH 3 Red 255, CH 5 Green 255, CH 7 Blue 255, CH 9 Amber 255, CH 11 Cyan 255, CH 13 Lime 255, CH 15 Warm White 255, CH 17 Cool White 255, CH 19 Colors 0, CH 20 Colors 2 0, CH 22 Color Temperature 129.

Channel functions at a glance

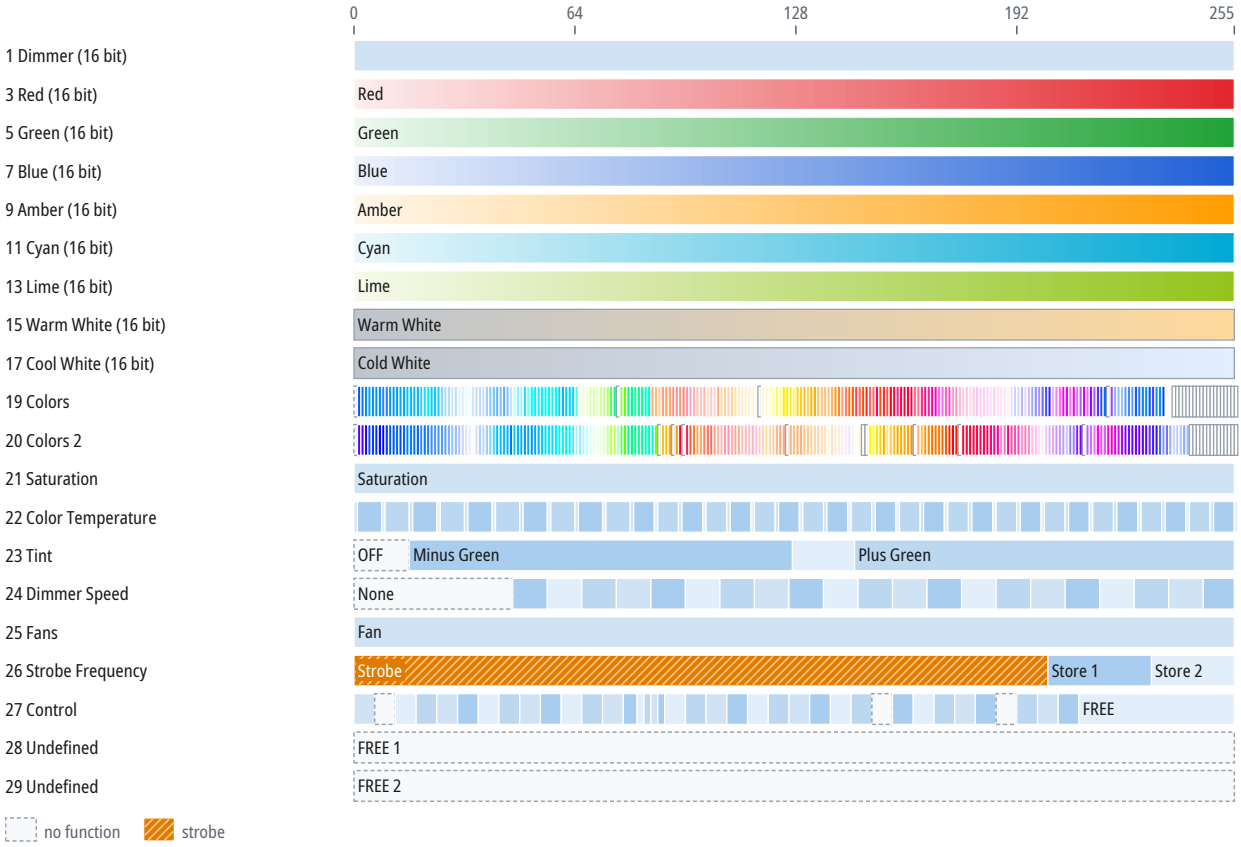

CH	Function	DMX	Description
1	Dimmer	0–255	
2	Dimmer Fine	0–255	Fine adjustment of CH 1
3	Red	0–255	Red
4	Red Fine	0–255	Fine adjustment of CH 3
5	Green	0–255	Green
6	Green Fine	0–255	Fine adjustment of CH 5
7	Blue	0–255	Blue
8	Blue Fine	0–255	Fine adjustment of CH 7
9	Amber	0–255	Amber
10	Amber Fine	0–255	Fine adjustment of CH 9
11	Cyan	0–255	Cyan
12	Cyan Fine	0–255	Fine adjustment of CH 11
13	Lime	0–255	Lime

CH	Function	DMX	Description
14	Lime Fine	0–255	Fine adjustment of CH 13
15	Warm White	0–255	Warm White
16	Warm White Fine	0–255	Fine adjustment of CH 15
17	Cool White		Same as CH 9 in the mode “RGBACL+WW+CW” (p. 36)
18	Cool White Fine	0–255	Fine adjustment of CH 17
19	Colors		Same as CH 2 in the mode “EASY” (p. 20)
20	Colors 2		Same as CH 3 in the mode “EASY” (p. 26)
21	Saturation	0–255	Saturation
22	Color Temperature		Same as CH 5 in the mode “HSIC” (p. 33)
23	Tint		Same as CH 22 in the mode “STUDIO” (p. 40)
24	Dimmer Speed		Same as CH 23 in the mode “STUDIO” (p. 41)
25	Fans	0–255	Fan
26	Strobe Frequency		Same as CH 6 in the mode “HSIC” (p. 35)
27	Control		Same as CH 7 in the mode “HSIC” (p. 35)
28	Undefined		Same as CH 27 in the mode “STUDIO” (p. 41)
29	Undefined		Same as CH 28 in the mode “STUDIO” (p. 41)

10 Technical specifications

Parameter	Value
Light	
Light source	LED
LED power	700 W
Luminous flux	22,945 lm
Color rendering index (CRI)	97
Optics	
Beam angle	25°
Control	
RDM	yes (manufacturer ID 0x29B8, device model ID 0x1B10)
Dimensions and construction	
Weight	18 kg
Operating environment	
Operating temperature	-10 to 40 °C

Speeds and ranges

Parameter	Value
Color temperature range	1500–20000 K
Strobe frequency	0–30 Hz

Dimensions

weight 18 kg

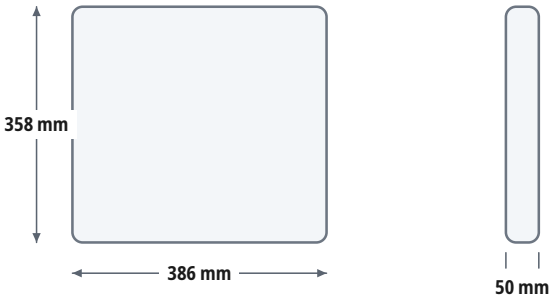

Spot diameter

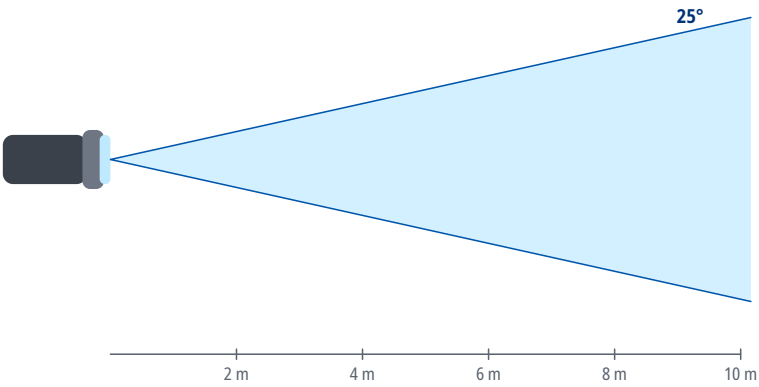

Distance	Ø 25°
2 m	0.89 m
4 m	1.8 m
6 m	2.7 m
8 m	3.5 m
10 m	4.4 m
15 m	6.7 m

Spot diameter square to the beam axis, calculated from the beam angle.

11 Maintenance and cleaning

- Before cleaning and maintenance, switch the device off, disconnect it from the power supply and let it cool down.
- Clean the housing with a soft, dry or slightly damp cloth. Do not use solvents, abrasive cleaners or pressure washers, and make sure no liquid gets into the device.
- Clean optical parts (lenses, front glass), if the device has any, with a soft lint-free cloth and a cleaner intended for optics or glass.
- Regularly inspect the housing, cables, connectors and fixings. Have damaged parts replaced by a service center.
- How often to clean depends on the environment; dust, smoke and fog make the device dirty much faster.

12 Troubleshooting

Problem	Remedy
The device does not switch on	Check the supply voltage, the cables and the fuse, if the device has one.
The device does not respond to DMX	Check the start address, the selected DMX mode and whether it matches the profile in the controller, the cable connection to DMX IN, and the controller output (universe).
The device behaves erratically or flickers	Check the terminator at the end of the line, the condition and wiring of the cables (shield on pin 1 only), the number of devices on the line (32 at most), and that the line is not split without a splitter.
Only some devices on the line respond	Check the cable and connectors between the last working and the first non-working device, and make sure all devices on the line are switched on.
Devices respond to the wrong channels or affect each other	Check that the addresses do not overlap and that the DMX mode on the devices matches the patch in the controller.
The device or the connected load does not light up although it receives DMX	Check the values of the dimmer, shutter and strobe channels against the DMX channel table. For the DMX modes for which the sources state it, the chapter DMX channels gives under the mode's heading which channels must be open.

13 Disposal

The crossed-out wheeled bin symbol on the product, in the manual or on the packaging means that the product must not be disposed of with unsorted household waste at the end of its life.

Take the end-of-life equipment to a collection point, for example a municipal collection site or a retailer. Proper disposal enables materials to be recycled and helps prevent possible negative effects on the environment and human health.

Follow the regulations applicable in your country; in the Czech Republic, take-back is governed by Act No. 542/2020 Coll., on End-of-Life Products.

Recycle the packaging materials according to their type.